

PLASTIC OVER SHOOT DAY

This is the day when the generation of plastic waste exceeds the capacity of waste management, leading to environmental pollution.

2025 report

Published by	EA – Earth Action, Lausanne, Switzerland
Copyright	<p>© 2025 EA</p> <p>Reproduction of this publication for educational or other non-commercial purposes is authorised without prior written permission from the copyright holder, provided the source is fully acknowledged.</p> <p>Reproduction of this publication for resale or other commercial purposes is prohibited without prior written permission of the copyright holder.</p>
Citation	Plastic Overshoot Day – Report 2025, EA-Earth Action, 2025.
Authors	<p>Sarah Perreard (Corresponding author: sarah.perreard@e-a.earth)</p> <p>Julien Boucher</p> <p>Martina Gallato</p>
Available from	www.plasticovershoot.earth
Designed by	Downstairs – www.downstairs.design
Photography	©Unsplash: Pawel Czerwinski

**PLASTIC
OVERSHOOT
DAY®**



Behind the project

EA For Impact is a Swiss non-profit association dedicated to advancing research and multi-stakeholder initiatives that drive systemic environmental change. We identify and address key sustainability knowledge gaps by developing science-based methodologies and producing open-access research to empower decision-makers.

Funded by EA Earth Action SA and philanthropic contributions, EA For Impact fosters collaboration between NGOs, policymakers, and experts. Through initiatives like Plastic Overshoot Day, the Plastic Footprint Network, Swiss Plastic Action, and Swiss Climate Action, we equip stakeholders with the insights and tools needed to tackle global sustainability challenges.

Plastic Overshoot Day is a natural extension of EA For Impact's extensive research and publications in the plastics field. It is built upon the methodology of PLASTEAX, the pioneering database offering comprehensive plastic waste management data at both country and polymer-specific levels.

As with all EA For Impact initiatives, Plastic Overshoot Day is committed to transparency, raising awareness about plastic pollution, and driving sustainable solutions to address a pressing global challenge.



www.plasticovershoot.earth
contact@plasticovershoot.earth

What is Plastic Overshoot Day?

Plastic... is... everywhere

And its presence in our daily lives is becoming more and more visible – not just through pollution in our environment, but also in our bodies. As research on plastic advances, new studies reveal the far-reaching consequences of plastic pollution, including the presence of **microplastics** in human blood, lungs, and even placentas, and the health risks posed by plastic **additives** and chemical exposure. The impacts of plastic production, consumption, and disposal on climate, biodiversity, and human well-being are coming into sharper focus.

However, Plastic Overshoot Day focuses on one key issue: waste mismanagement. While plastic pollution is a multi-dimensional crisis, this report specifically examines how much plastic waste is being generated and whether existing waste management systems can properly handle it.

Every year, there is a point when the amount of plastic waste surpasses the world's ability to manage it effectively. That day is Plastic Overshoot Day – and in 2025, **it will fall on September 5th.**

To be clear, we do not take a stance on what is “good” or “bad” waste management. Our analysis follows the **United Nations National Guidance for Plastic Pollution Hotspotting**, which categorizes waste as either well managed or mismanaged. In this framework:

- **Well-managed waste** includes incineration, sanitary landfills, and recycling, as they are systems designed to prevent leakage into the environment.
- **Mismanaged waste** includes dumpsites, unsanitary landfills, other types of improper disposal, littered or uncollected waste, which all pose a high risk of plastic leakage into nature.

This classification does not mean that well-managed waste systems are perfect solutions or that they come without risks. Incineration, for example, raises concerns about air pollution and carbon emissions, while landfills can have long-term environmental impacts. But in the context of Plastic Overshoot Day, we use these internationally recognized definitions to assess how much plastic waste is being handled within controlled systems versus how much is being mismanaged and leaked into the environment.

By tracking Plastic Overshoot Day, we aim to provide an objective, data-driven perspective on the scale of plastic mismanagement worldwide. This report is not about promoting or opposing specific waste management approaches – it is about measuring the gap between plastic production and our capacity to manage it responsibly.

The findings underscore the urgency for systemic change. Governments, businesses, and individuals must work together to reduce plastic waste, improve waste management infrastructure, and transition towards circular solutions that prevent plastic from becoming pollution in the first place.

Plastic Overshoot Day is a warning signal. But it is also an opportunity to rethink how we produce, consume, and manage plastic, and to take action before the crisis worsens.

Foreword

Half a decade after the landmark publication “Breaking the Plastic Wave” warned that, without systemic intervention, plastic pollution would triple by 2040, we find ourselves at a critical juncture. The report not only forecasted the worsening crisis but also outlined clear, science-based solutions that could reduce plastic pollution by over 80% using existing technologies and policy interventions. Yet, the situation has not improved – plastic production continues to rise, waste management systems remain overwhelmed, and plastic pollution continues to infiltrate our oceans, soils, and even our bodies.

Plastic Overshoot Day, falling on September 5th, 2025, marks the point at which global plastic waste generation surpasses our capacity to manage it properly. From that day forward, every additional piece of plastic waste will accumulate in landfills, be incinerated, or leak into the environment – fueling a crisis that touches ecosystems, human health, and the global economy.

Addressing plastic pollution is not just about cleaning up waste – it is about *rethinking* production, consumption, and our relationship with resources.

But plastic pollution is not just an isolated waste problem – it is a symptom of a much deeper systemic failure. The unchecked production and consumption of plastic reflect the same patterns driving overconsumption, resource depletion, and climate change.

Addressing plastic pollution is not just about cleaning up waste – it is about rethinking production, consumption, and our relationship with resources. Fixing plastic pollution means tackling overproduction and overconsumption—putting us on a path toward a more sustainable economy and a livable climate.

The stakes are high. In 2023 alone, nearly a million tons of plastic-derived chemical additives leaked

into waterways, while microplastics were found in human blood, lungs, and placentas. The plastic pollution crisis is not just an environmental issue – it is a public health emergency. As the scale of the problem becomes clearer, so too does the need for urgent, systemic action.

This year, the Intergovernmental Negotiating Committee (INC-5.2) session in Geneva represents a pivotal moment in the global fight against plastic pollution. With negotiations underway for a legally binding Global Plastics Treaty, we are at a crossroads. A strong treaty could reshape industries, drive innovation, and redefine how we produce and manage materials. A weak one risks locking in the status quo – one where waste continues to pile up, microplastics infiltrate our bodies, and future generations are left to deal with the consequences.

Governments, businesses, and individuals must all step up. Transparency and accountability must become the norm—from corporate

reporting on plastic footprints to policy commitments that align production with real waste management capacities. We cannot afford another decade of half-measures.

This report is not just a measurement – it is a warning, and more importantly, a call to action. Plastic Overshoot Day is not inevitable; it is a choice. The sooner we act, the sooner we can push it back—and ultimately, make it obsolete. The path forward is clear. Reduce plastic at the source. Strengthen waste management. Build a circular economy. Hold polluters accountable. In doing so, we will not only tackle the plastic crisis—we will take a vital step toward a more sustainable, balanced, and climate-resilient future.

The question is: how long will we wait?

Now is the time for decisive action. The tools, the knowledge, and the momentum exist.

What remains is the will to act.

Glossary

Collection rate

Ratio between the plastic waste collected and generated. Waste Collected includes: Waste export, Recycling, Properly disposed and Improperly disposed.

Export

Export of any plastic by the country, in any form, be it primary polymer, plastic product, or plastic embedded in a product. It does not include export of plastic waste.

Import

Import of any plastic into the country, in any form, be it primary polymer, plastic product, or plastic embedded in a product. It does not include import of plastic waste.

Improperly disposed

Waste fraction that is disposed in a waste management system where leakage is expected to occur, such as a dumpsite or an unsanitary landfill. A dumpsite is a particular area where large quantities of waste are deliberately disposed in an uncontrolled

manner and can be the result of both the formal and informal sectors. A landfill is considered as unsanitary when waste management quality standards are not met, thus creating the potential for leakage.

Mismanaged

The sum of uncollected and improperly managed waste.

Mismanaged Waste Index (MWI)

The sum of uncollected and improperly managed waste, divided by the waste generated.

Leakage

Plastic that is released into rivers, lakes and oceans.

Production

Polymer production either from primary virgin source or secondary source (recycled plastic from previous year). It does not include the manufacturing of final products in the country, as this would lead to double counting.

Properly disposed

Waste fraction that is disposed in a waste management system where no leakage is expected to occur, such as an incineration facility or a sanitary landfill.

Incineration

“Proper” incineration is technology that destroys waste through burning while respecting technical requirements and operating conditions to avoid environmental pollution.

Sanitary landfill

Particular area where large quantities of waste are deliberately disposed in a controlled manner (e.g. waste being covered on a daily basis, as well as the bottom of the landfill designed in a way to prevent waste from leaching out).

Domestic recycling

Recycling of waste collected in the country. This does not include recycling of imported waste or waste collected for recycling in the country that is exported abroad.

Uncollected (excl. littering)

Waste fraction that is not collected, either by the formal or the informal sector. It excludes littering.

Littering

The act of dropping rubbish on the ground in public areas.

Waste export

Plastic waste collected in the country and exported abroad. It does not include the reexport of imported waste.

Waste generated

Country domestic plastic waste generation computed as: $\text{Production} + \text{Import} - \text{Export} - \text{Added stock}$.

Waste import

Import of plastic waste from other countries.

Table of contents

01. Introductory note	13
02. Summary Key findings of the work Target audience: general public, journalists	14
03. Executive summary High level presentation of the results, conclusions and remaining gaps. Target audience: busy readers, industry stakeholders, scientific journalists	18
04. Detailed results Detailed presentation of the results Target audience: scientists, experts Summary table Criteria Country archetypes & country examples	26
05. Appendix Methodology, supporting data and detailed results. Target audience: scientists Scope of the study Methodology Country Overshoot Days	42

01. Introductory note

This report provides a full assessment of the contribution to plastic pollution worldwide through the lense of the Plastic Overshoot Days since 2021, with a focus on this year's date. It is based on the baseline year 2025 from municipal solid waste (packaging, textile and household), with a global plastic production of 225 Mt, that is distributed across different country archetypes: the Moderate Polluters, the Overloaders, the Low-Waste-Producing Polluters, the Toxic Waste Producers, the Transactors and the Self-Sustainers.

The intention of this research is not to criticise the countries waste management, but to

increase the level of knowledge and awareness of the issue, so as to pave the way towards a better plastic management system.

This report therefore fills a key knowledge gap and provides a new and important insight to enable us to better prioritise research and actions around macro- and micro-plastic leakage, and plastic pollution in general.

Systemic solutions should be developed and implemented by the concerned countries.

DISCLAIMER:

The Plastic Overshoot Day is estimated and published every year. Revisions to calculations and scope may occur from one publication to the other, leading to adjusted overshoot dates compared to previous communications. We therefore suggest readers to always refer to the latest publication.

This year study specifically focuses on plastic waste originating from packaging, textiles and household products. It is important to note that plastics used in other sectors and applications (automotive, agriculture, construction, etc.) are excluded from this analysis. [See appendix](#) for more details.

The information and data in this report regarding Plastic Overshoot Day, including estimates on additives leakage and microplastic leakage, are provided for informational purposes only. Plastic Overshoot Day is an estimate and not an exact date. We have made reasonable efforts to ensure accuracy; however, it is important to note that science knowledge on synthetic textile is less advanced than for packaging and the estimates for additives and microplastics may be less detailed. These estimates are approximations and should not replace comprehensive studies. This report does not constitute legal or professional advice and should not be relied upon as such. The authors, publishers, and distributors of this report are not liable for errors or consequences arising from its use. Please note that the field of plastic waste management is constantly evolving, and new research may impact the understanding of the issues discussed. Readers are encouraged to stay informed about the latest developments. By accessing and using this report, you agree to the above disclaimer and accept that the authors, publishers, and distributors are not responsible for any claims or losses resulting from its use.

02. Summary

Plastic Overshoot Day marks the point when the amount of plastic waste generated from single use packaging, household and textile sectors exceeds the world's capacity to manage it, resulting in environmental pollution. In 2025, the global Plastic Overshoot Day is projected to occur on **September 5th**. Each country has its own Plastic Overshoot Day, which is determined by the amount of plastic waste generated and the country's capacity to manage it.

The Plastic Overshoot Day alone does not provide the whole picture of this complex issue. Hence, to facilitate targeted and effective solutions, five country archetypes have been established, enabling the profiling of countries based on determining factors such as local per capita plastic consumption, the import and export volumes of waste, and the country's waste treatment capacities. By considering these archetypes, we can present recommendations tailored to each country's unique circumstances.

These recommendations aim to empower countries to improve their Overshoot Day and mitigate plastic pollution. They

include strategies such as reducing plastic consumption and usage, promoting circular economy models such as repair and reuse initiatives, implementing robust waste management policies like extended producer responsibilities (EPR), enhancing local waste management infrastructure, and ceasing the import of plastic waste from other countries.

By adopting measures relevant to their situation, countries can make significant progress in combatting plastic pollution.

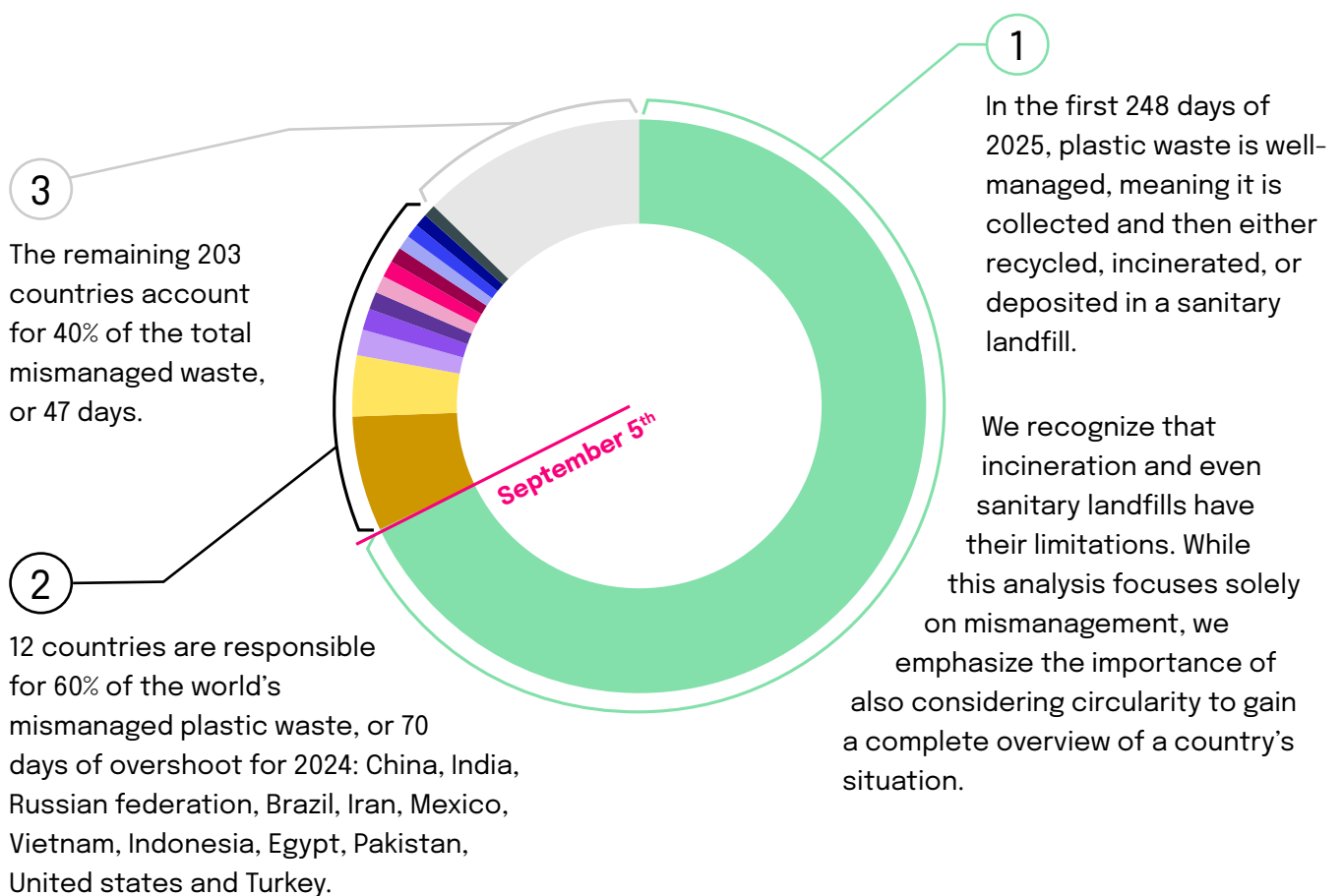
Every country has its own Plastic Overshoot Day, corresponding to the day at which a country's waste management capacity is fully exhausted. Beyond this day, all

waste generated by the country becomes mismanaged, ultimately finding its way into the natural environment.



Who contributes to the Plastic Overshoot Day?

In 2025, there are 117 days of plastic overshoot, meaning that the plastic waste produced during these days will not be well managed. Each country contributes to a portion of this plastic overshoot, according to the total amount of plastic waste they mismanage.



248 Days of Proper Plastic Waste Management in 2025

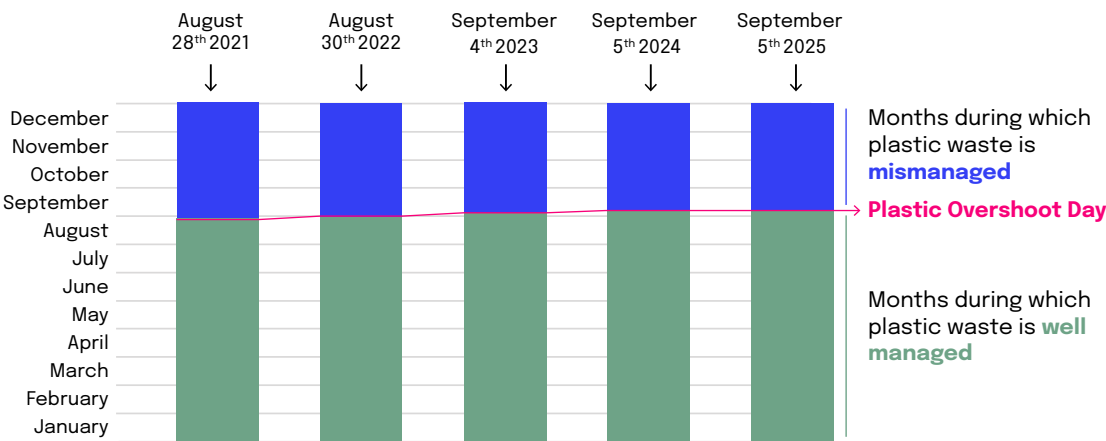
Allocation of 2025 Global Overshoot Days:

China (23.7 days)	Indonesia (3.2 days)
India (12.5 days)	Egypt (2.9 days)
Russian Fed. (5.3 days)	Pakistan (2.8 days)
Brazil (4.4 days)	USA (2.7 days)
Iran (3.6 days)	Turkey (2.5 days)
Mexico (3.5 days)	Other countries (46.4 days)
Vietnam (3.4 days)	

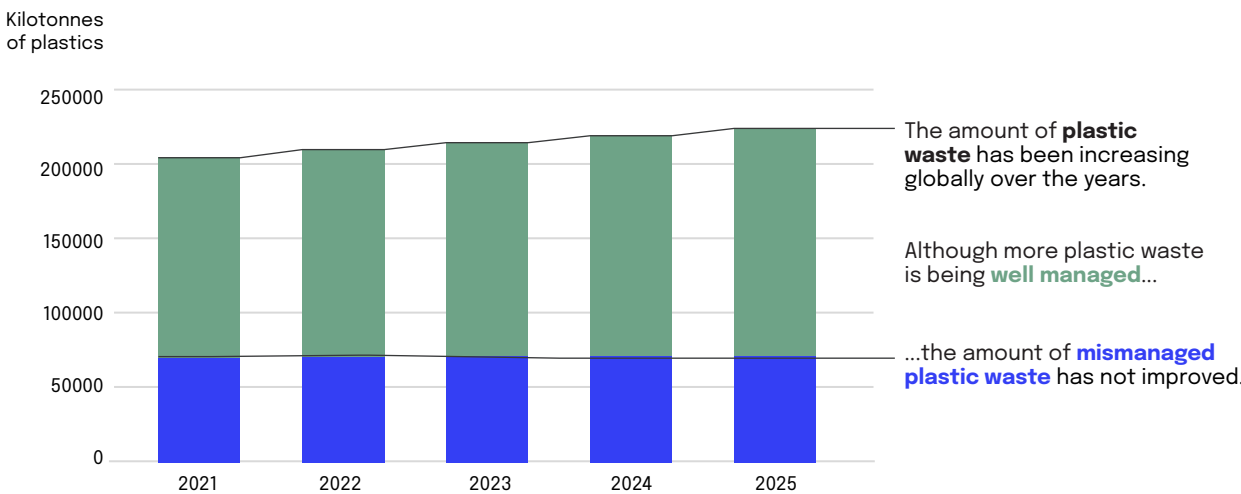
Is it getting better or worse?

Plastic Overshoot date mirrors how well the world manages its plastic waste. As the date moves closer to the end of the year, a lesser amount of plastic waste becomes mismanaged. For each country, this means that less plastic waste is produced due to reduced consumption or that their management system has improved nationally.

Since 2021, POD has been pushed a little closer to December every year by a few days, indicating a slight improvement in global waste management.



However, there has been a consistent rise in global plastic waste generation, from 205 million tons in 2021 to 225 million tons in 2025. Therefore, despite an improvement in plastic waste management practices, the overall quantity of mismanaged plastic waste continues to grow.



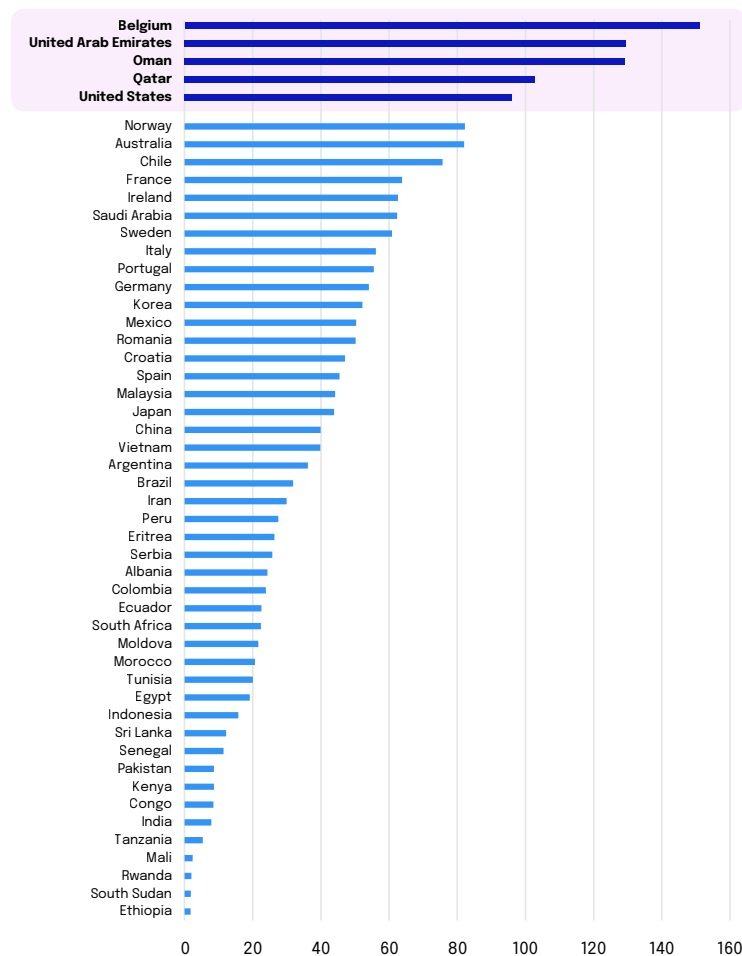
03. Executive summary

A little (or big) story of plastic pollution...

Global plastic pollution is an aggregated contribution of each country. It depends on how much plastic waste is generated from consumption by each country and how much of this waste is mismanaged and may eventually leak in the environment.

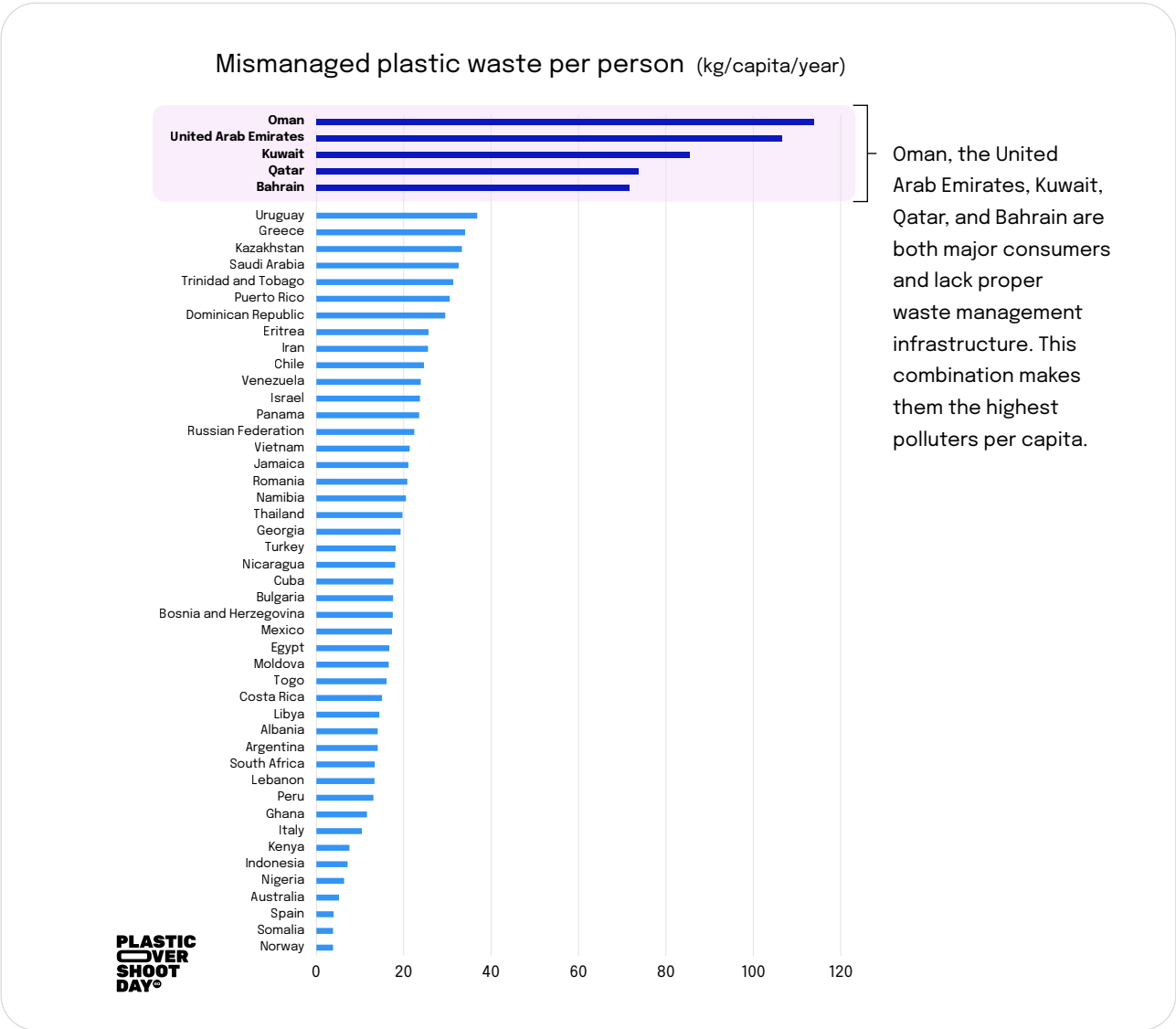
The global average plastic waste generated by person and per year is 28 kg, with a total worldwide generation of 225 million tons per year. Diving into regional differences, plastic waste generation varies among countries and individuals, with some producing more plastic waste per capita than others.

Plastic waste generation per capita (kg/capita/year)



Countries have varying capacities to effectively manage the plastic waste they generate, with some having more advanced waste management systems than others. Countries with the highest quantities of mismanaged plastic waste per capita are

those that both consume a lot and lack the proper facilities to manage their waste. This is the case for many countries in the Arabian Peninsula, such as Oman, the United Arab Emirates, Kuwait, Qatar, and Bahrain.

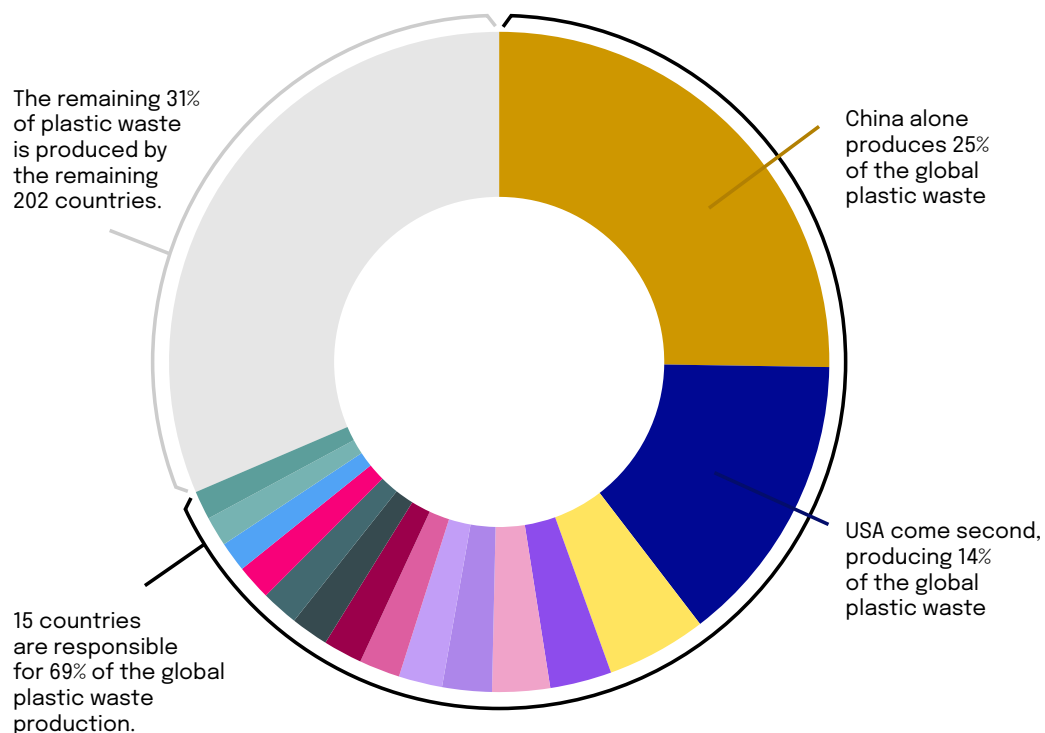


Despite lower level of waste generation per capita, a country's total waste production can be quite high due to its large territory and large population. An example is China, where each person is expected to produce around 40 kg/capita, which is considered medium, but is the top one plastic waste producer at the national

level, with expected 57 million tons produced in 2025.

Nevertheless, plastic waste generation is a global issue, with an expected total waste generation of 225 million tons worldwide.

Plastic waste generation per country (kt/year)

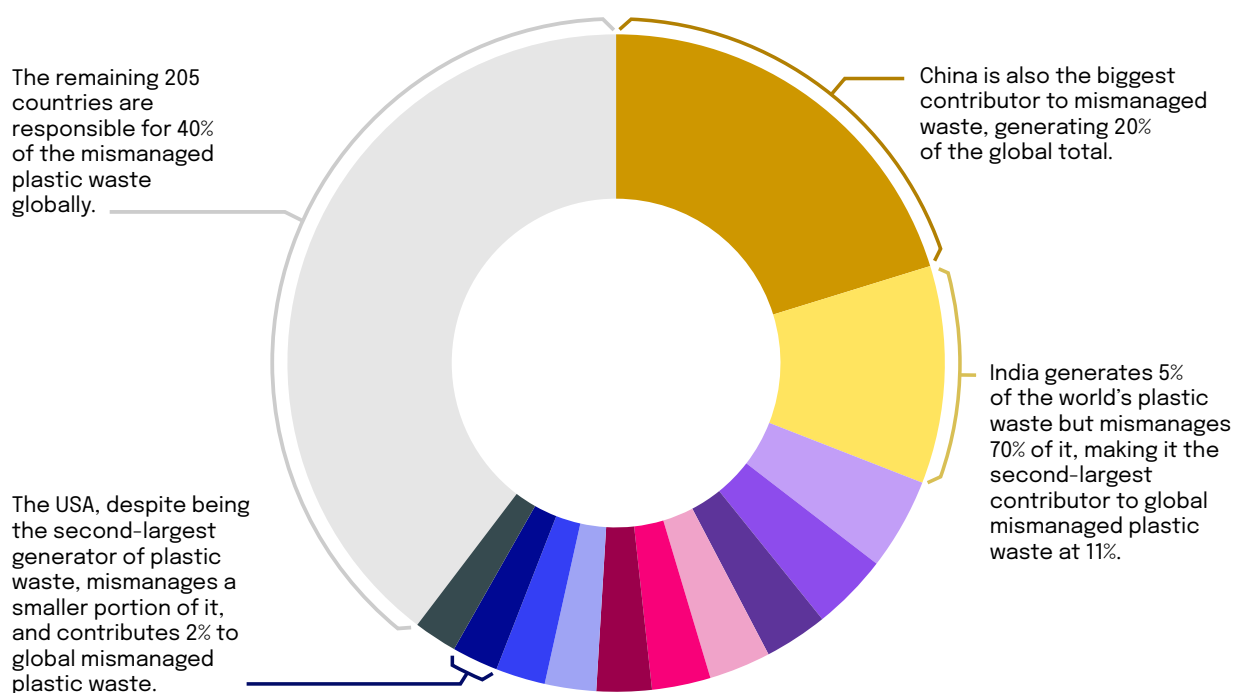


China (56 949 kt)	Russian Fed. (4 823 kt)	Italy (3 324 kt)
USA (32 352 kt)	Germany (4 510 kt)	Thailand (3 281 kt)
India (11 073 kt)	Indonesia (4 316 kt)	Canada (3 175 kt)
Brazil (6 821 kt)	UK (4 159 kt)	Other countries (70 937 kt)
Mexico (3.6 days)	France (4 118 kt)	
Japan (5 469 kt)	Vietnam (3 885 kt)	

12 countries are responsible for 60% of the world's mismanaged plastic waste: China, India, Russia, Brazil, Iran, Mexico, Vietnam, Indonesia, Egypt, Pakistan, United States and Turkey.

In total, around 72 million tons of plastic is expected to be mismanaged globally this year and end up in the environment.

Mismanaged plastic waste per country (kt/year)

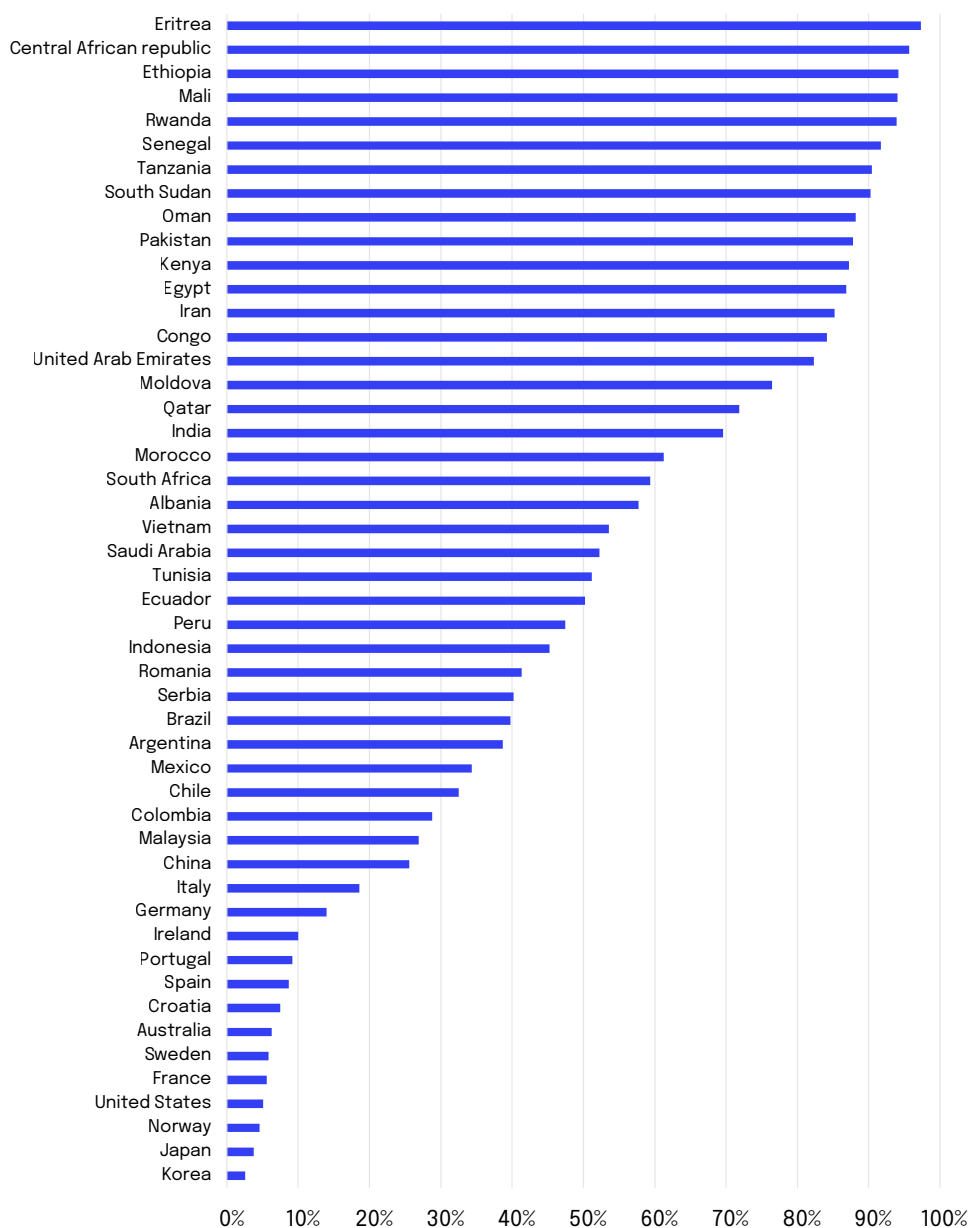


China (14 578 kt)	Mexico (2 190 kt)	Pakistan (1 759 kt)
India (7 707 kt)	Vietnam (2 080 kt)	USA (1 640 kt)
Russian Fed. (3 254 kt)	Indonesia (1 952 kt)	Turkey (1 537 kt)
Brazil (2 714 kt)	Egypt (1 820 kt)	Other countries (28 576 kt)
Iran (2 246 kt)		

The imbalance between the volumes of plastic that are produced and used, and the world's ability to manage those volumes when they become waste, is the root cause of plastic pollution. The mismatch of waste management

capacity versus plastic consumption is called the MWI, the mismanaged waste index. **Globally in 2025, a staggering 31.9% of plastic waste will be mismanaged at the end of its life, with the risk of this waste ending up in oceans.**

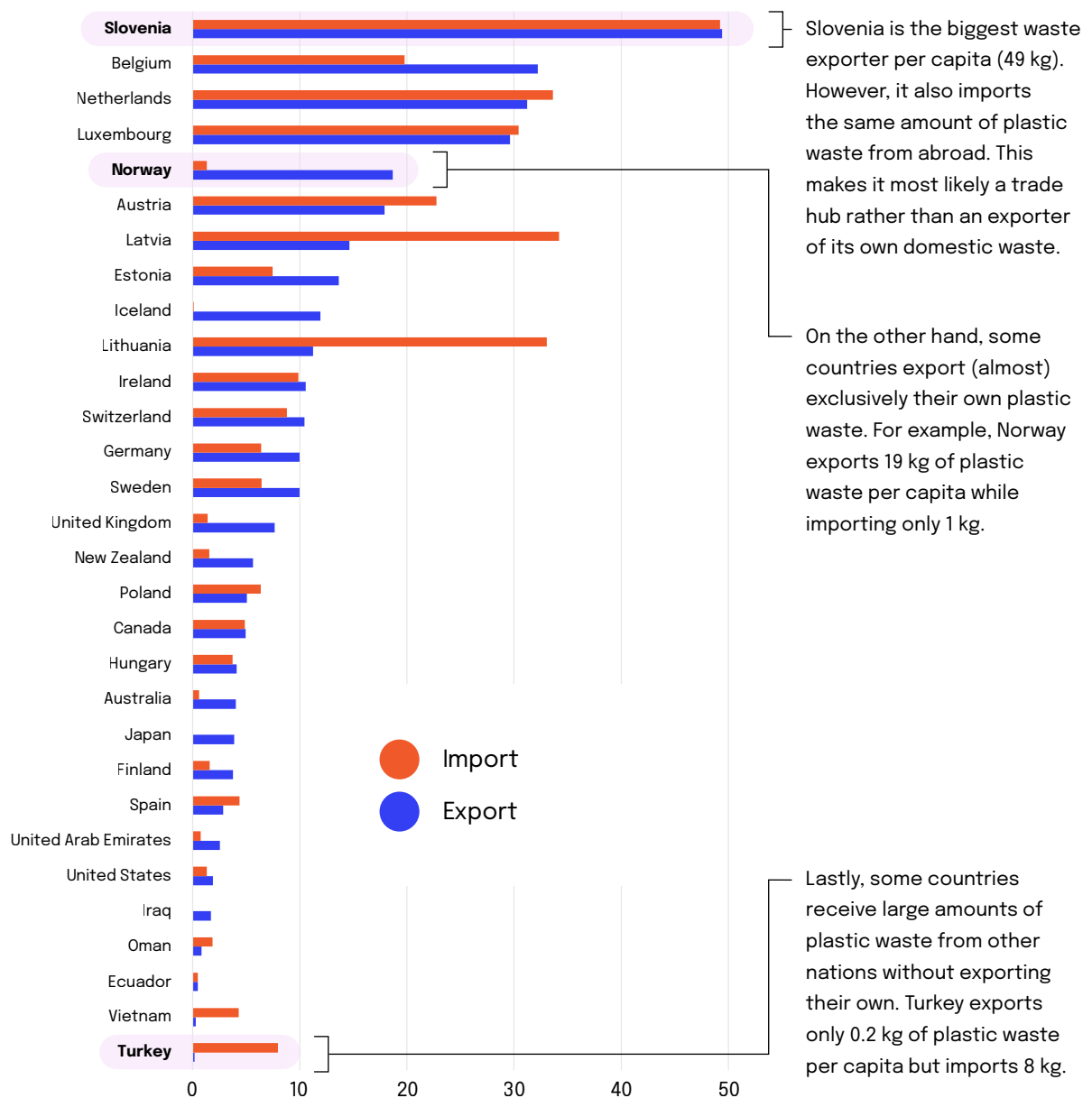
Plastic mismanaged waste index (%)



Countries trade plastic waste with one another.

Pollution is created when plastic waste is exported in countries that have very low waste management capacities.

Import and export per capita (kg/capita/year)



Plastic Overshoot Day marks the point when the amount of plastic waste generated exceeds the world's capacity to manage it,

resulting in environmental pollution. In 2025, the global Plastic Overshoot Day is projected to occur on **September 5th**.

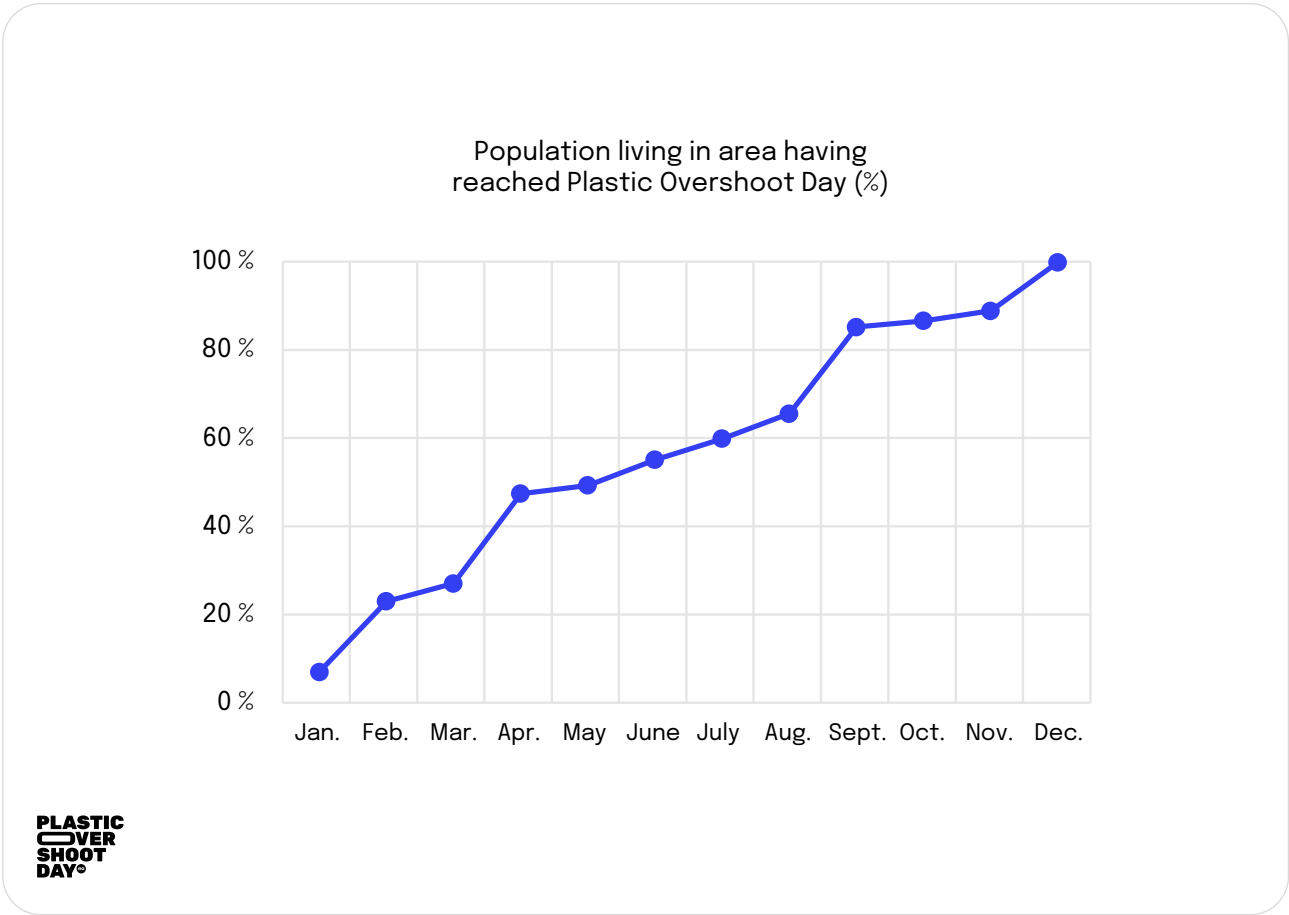
Overshoot Day by Country

The date when a country's waste management capacity has been reached.



However, already by May 2025, almost half of the world's population will already be living in areas where plastic waste has exceeded the

capacity to manage it, indicating a pressing need for action to address the plastic waste crisis.



04. Detailed results

Country archetypes

Plastic Overshoot Day aims to offer insights into interventions that countries can use to reduce overall plastic waste and in particular, mitigate mismanaged plastic waste, therefore prolonging the country's overshoot date.

Each country has unique realities related to plastic pollution – including plastic usage levels, waste management infrastructure, and relevant policies – Plastic Overshoot Day looked to establish categories so that countries could be profiled and relevant and meaningful solutions could be presented and explored.

6 Country Archetypes have been defined, which represent countries based on:

- The amount of plastic waste the population produces
- How well plastic is managed when it becomes waste
- How much plastic waste the country exports
- How much plastic waste the country imports

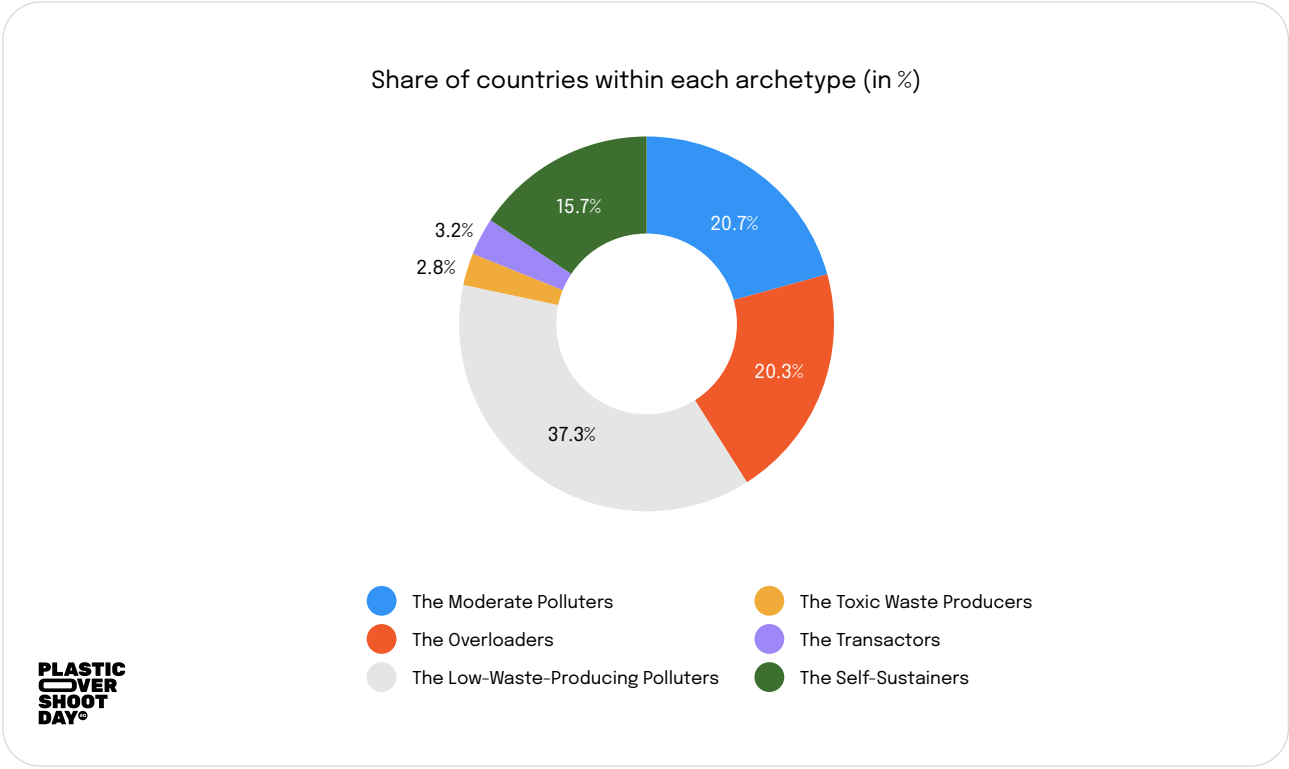
Summary table

Country archetypes	Waste generation level	Waste mismanagement level	Import Volumes	Export Volumes
The Moderate Polluters	Medium	High	Medium	Medium
The Overloaders	High	Low	High	High
The Low-Waste-Producing Polluters	Low	Very high	Low	Medium
The Toxic Waste Producers	Very high	Very high	Low	Medium
The Transactors	High	Low	Very high	Very high
The Self-Sustainers	Medium	Medium	Medium	Medium

The below table summarizes the thresholds for each of the criteria.

	Waste generation level (kg/cap/year)	Waste mismanagement level	Import (% of waste generation)	Export (% of waste generation)
Very high	> 100	> 60%	> 10%	> 10%
High	50-100	30-60%	3-10%	3-10%
Medium	15-50	10-30%	1-3%	1-3%
Low	< 15	< 10%	< 1%	< 1%

The next graph shows the share of the different archetypes for the year 2025.



Country archetype examples

Within this section, we aim to provide a comprehensive overview of each archetype, accompanied by an illustrative example of a country associated with that particular archetype.

Country archetype	Country example
The Moderate Polluters	Russian Federation
The Overloaders	Australia
The Low-Waste-Producing Polluters	Ghana
The Toxic Waste Producers	Qatar
The Transactors	The Netherlands
The Self-Sustainers	Colombia

Country archetype

The Moderate polluters

Factor	Ranking	Average	Range
Waste Generation Level	Medium	31 kg/capita/year	Low to high
Waste Mismanagement Level	High	60%	High
Import Volumes	Medium	2.2%	Low to very high
Export Volumes	Medium	2.4%	Low to very high

Description

On average, the Moderate Polluters tend to have a medium plastic waste generation levels. Half of them export some of their waste. These countries do not effectively manage their waste and negative environmental impacts result both domestically and in the countries receiving the waste.

Countries

Cuba, Equatorial Guinea, French Polynesia, Kiribati, Marshall Islands, Nauru, Papua New Guinea, San Marino, Tonga, Vanuatu, Peru, South Africa, Jordan, Guyana, Russian Federation, Paraguay, Ukraine, Venezuela, Uruguay, Turkey, Morocco, Vietnam, Trinidad and Tobago, Bolivia, Libya, Indonesia, Fiji, Saudi Arabia, Macao SAR, China, Cayman Islands, Ecuador, Montenegro, Thailand, Albania, Honduras, Guatemala, Panama, Belize, Mauritius, Bosnia and Herzegovina, Lebanon, Nicaragua, Philippines, Tunisia.

RECOMMENDATION 1

Develop local waste management infrastructure.

Further developing their domestic waste management infrastructure would allow the Moderate Polluters to treat more of their waste locally, thus reducing the burden placed on other countries.

RECOMMENDATION 2

Reduce plastic consumption.

Reducing its consumption of plastic would have direct impacts over their waste mismanagement levels that would drop proportionally.

RECOMMENDATION 3

Invest in waste management policies including Extended Producer Responsibility,

which would fund the development of the waste management infrastructure that is currently lacking.

Example

Russian Federation

Overshoot Day, or the date when the amount of plastic waste outweighs this country's ability to manage it, with environmental pollution occurring as a result, is:

28 April 2025

Plastic Overshoot Day is determined by a country's Mismanaged Waste Index*, which in this case is...

67.45%

In 2024, the world will experience **117 days** of plastic overshoot. This country will contribute to this overshoot by

5 days 10 hours 3 minutes

The Mismanaged Waste Index, or MWI, is

Very high

The expected mismanaged waste in 2024 will be

3 182 063 tons of plastic

The country's annual per capita plastic waste production is

33 kg per capita per year

which is considered

Medium

The total plastic waste produced in this country is

4 717 346 tons of plastic

The amount of plastic waste EXPORTED by the country is

16 867 tons of plastic

which represents

0.3% of its total waste

This relative export is considered

Low

The amount of plastic waste IMPORTED by the country is

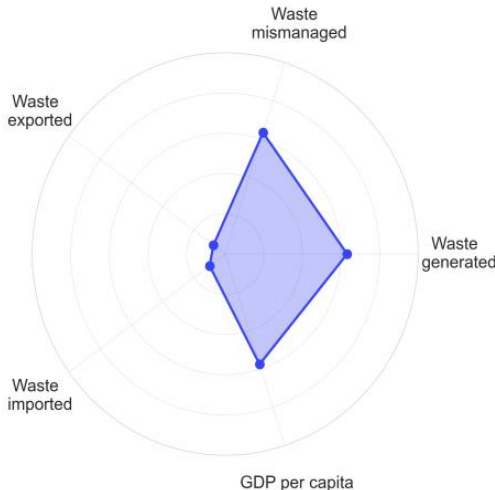
35 097 tons of plastic

which represents

0.7% of its total waste

This relative import is considered

Low



As per the Plastic Overshoot Day archetypes, this country is classified as one of:

The Moderate Polluters

On average, the Moderate Polluters tend to have a medium plastic waste generation level. Half of them export some of their waste. These countries do not effectively manage their waste and negative environmental impacts result both domestically and in the countries receiving the waste.

Recommendations for driving necessary changes to mitigate plastic pollution and postpone the Overshoot Day in this country:

Develop local waste management infrastructure.

Reduce plastic production and use.

Invest in waste management policies like EPR.



Plastic pollution is caused not only by the improper disposal of plastic products but also by the release of primary microplastics from sources such as tire abrasion, shedding of textile fibers, pellets production and paint. It is expected that in 2024 this country will be responsible for releasing into the environment an average of

50 831 tons of microplastics in waterways.



In addition, plastic production and processing involve the use of additives, which can have harmful impacts on ecosystems and human health if they leak into the environment due to waste mismanagement. It is anticipated that in 2024, plastic waste mismanagement in this country will result in the release into waterways of

13 482 tons of chemical additives pollution.

*The Mismanaged Waste Index is the share of plastic waste generated by a country that is mismanaged

Country archetype

The Overloaders

Factor	Ranking	Average	Range
Waste Generation Level	High	77 kg/capita/year	Medium to very high
Waste Mismanagement Level	Low	10.3%	Low to medium
Import Volumes	High	5%	Low to very high
Export Volumes	High	8%	Low to very high

Description

The Overloaders are high plastic waste generators, who export a significant amount of their waste. Their waste is well managed. Unlike the similarly high-consuming Transactors, the Overloaders import less waste than they export. This imbalance therefore overloads the waste management systems of other countries, likely creating mismanagement issues in countries where Overloaders send their plastic waste.

Countries

Antigua and Barbuda, Australia, Barbados, Belgium, Bermuda, Canada, Channel Islands, Chile, Croatia, Czech Republic, Denmark, Estonia, Faeroe Islands, Finland, France, Germany, Gibraltar, Greece, Greenland, Hong Kong SAR, China, Hungary, Iceland, Ireland, Isle of Man, Israel, Italy, Japan, Korea, Malta, New Zealand, Norway, Poland, Portugal, Puerto Rico, Singapore, Slovak Republic, Spain, St. Martin, Sweden, Switzerland, Taiwan, United Kingdom, United States, Virgin Islands.

RECOMMENDATION 1

Reduce plastic production and use.

The primary way to mitigate plastic pollution is to mitigate the amount of plastic used by the population. As a high consumption country, reducing plastic consumption is critical for the Overloaders.

RECOMMENDATION 2

Become circular. Plastic waste typically exists in a linear system of “take, make, dispose”. Plastic manufacturing and management must transition to more circular systems to address the plastic pollution crisis. Effective solutions must include a move away from the linear status quo to circular business models based on reuse and repair.

Example

Australia

Overshoot Day, or the date when the amount of plastic waste outweighs this country's ability to manage it, with environmental pollution occurring as a result, is:

08 December 2025

Plastic Overshoot Day is determined by a country's Mismanaged Waste Index*, which in this case is...

6.27%

In 2024, the world will experience **117 days** of plastic overshoot. This country will contribute to this overshoot by

5 hours 20 minutes

The Mismanaged Waste Index, or MWI, is

Low

The expected mismanaged waste in 2024 will be

130 407 tons of plastic

The country's annual per capita plastic waste production is

80 kg per capita per year

which is considered

High

The total plastic waste produced in this country is

2 079 514 tons of plastic

The amount of plastic waste EXPORTED by the country is

104 741 tons of plastic

which represents

4.9% of its total waste

This relative export is considered

High

The amount of plastic waste IMPORTED by the country is

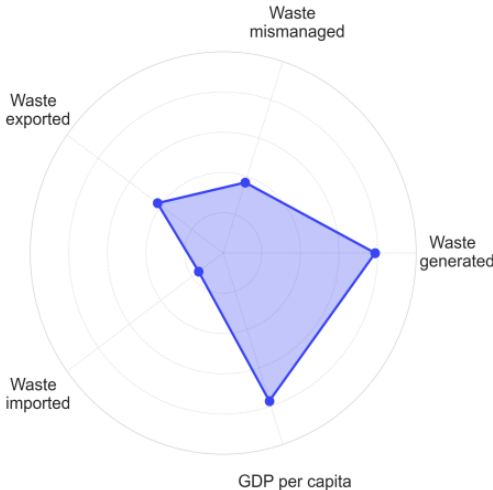
15 356 tons of plastic

which represents

0.7% of its total waste

This relative import is considered

Low



As per the Plastic Overshoot Day archetypes, this country is classified as one of:

The Overloaders

The Overloaders are high plastic waste generators, who export a significant amount of their waste. Their waste is well managed. Unlike the similarly high-consuming Transactors, the Overloaders import less waste than they export. This imbalance therefore overloads the waste management systems of other countries, likely creating mismanagement issues in countries where Overloaders send their plastic waste.

Recommendations for driving necessary changes to mitigate plastic pollution and postpone the Overshoot Day in this country:

Reduce plastic consumption.

Become circular.



Plastic pollution is caused not only by the improper disposal of plastic products but also by the release of primary microplastics from sources such as tire abrasion, shedding of textile fibers, pellets production and paint. It is expected that in 2024 this country will be responsible for releasing into the environment an average of

29 979 tons of microplastics in waterways.



In addition, plastic production and processing involve the use of additives, which can have harmful impacts on ecosystems and human health if they leak into the environment due to waste mismanagement. It is anticipated that in 2024, plastic waste mismanagement in this country will result in the release into waterways of

553 tons of chemical additives pollution.

*The Mismanaged Waste Index is the share of plastic waste generated by a country that is mismanaged

Country archetype

The Low-Waste-Producing Polluters

Factor	Ranking	Average	Range
Waste generation level	Low	12 kg/capita/year	Low to medium
Waste Mismanagement Level	Very high	87%	Very high
Import Volumes	Low	0.8%	Low to very high
Export Volumes	Medium	1.3%	Low to very high

Description

Despite their low waste production levels, the Low-Waste-Producing Polluters contribute to plastic pollution levels due to their poor waste management practices. Depending on the size of the population, some countries can be large contributors to the global pollution.

Countries

Afghanistan, Angola, Armenia, Aruba, Azerbaijan, Bangladesh, Benin, Bhutan, Botswana, Burkina Faso, Burundi, Cabo Verde, Cambodia, Cameroon, Central African Republic, Chad, Comoros, Congo, Congo Democratic Republic, Côte d'Ivoire, Curaçao, Djibouti, Dominican Republic, Egypt, Eritrea, Eswatini, Ethiopia, Gabon, Gambia, Georgia, Ghana, Guinea, Guinea-Bissau, Haiti, India, Iran, Iraq, Kazakhstan, Kenya, Kosovo, Kyrgyz Republic, Lao PDR, Lesotho, Liberia, Madagascar, Malawi, Maldives, Mali, Mauritania, Micronesia, Moldova, Mongolia, Mozambique, Myanmar, Namibia, Nepal, Niger, Nigeria, Pakistan, Rwanda, São Tomé and Príncipe, Senegal, Sierra Leone, Solomon Islands, Somalia, South Sudan, Sri Lanka, Sudan, Suriname, Syrian Arab Republic, Tajikistan, Tanzania, Timor-Leste, Togo, Tuvalu, Uganda, Uzbekistan, West Bank and Gaza, Yemen, Zambia, Zimbabwe.

RECOMMENDATION 1

Develop local waste management infrastructure. Further developing their domestic waste management infrastructure would allow the Low-Waste-Producing Polluters to treat more of their waste locally, thus reducing the burden placed on other countries.

RECOMMENDATION 2

Invest in waste management policies including Extended Producer Responsibility, which would fund the development of the waste management infrastructure that is currently lacking.

Example

Ghana

Overshoot Day, or the date when the amount of plastic waste outweighs this country's ability to manage it, with environmental pollution occurring as a result, is:

18 February 2025

Plastic Overshoot Day is determined by a country's Mismanaged Waste Index*, which in this case is...

86.35%

In 2024, the world will experience **117 days** of plastic overshoot. This country will contribute to this overshoot by

15 hours 9 minutes

The Mismanaged Waste Index, or MWI, is

Very high

The expected mismanaged waste in 2024 will be

370 876 tons of plastic

The country's annual per capita plastic waste production is

13 kg per capita per year

which is considered

Low

The total plastic waste produced in this country is

429 492 tons of plastic

The amount of plastic waste EXPORTED by the country is

5 499 tons of plastic

which represents

1.3% of its total waste

This relative export is considered

Medium

The amount of plastic waste IMPORTED by the country is

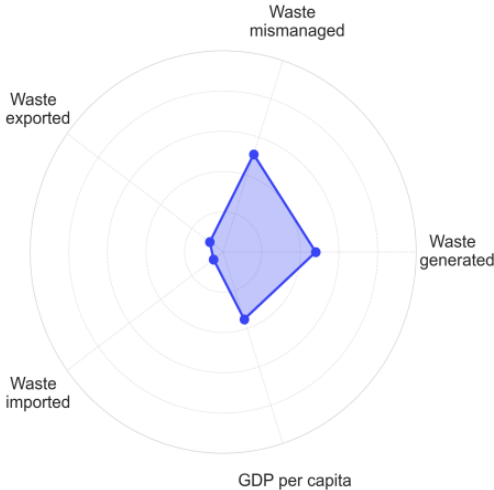
1 779 tons of plastic

which represents

0.4% of its total waste

This relative import is considered

Low



As per the Plastic Overshoot Day archetypes, this country is classified as one of:

The Low-Waste-Producing Polluters

Despite their low waste production levels, the Low-Waste-Producing Polluters contribute to plastic pollution levels due to their poor waste management practices. Depending on the size of the population, some countries can be large contributors to the global pollution.

Recommendations for driving necessary changes to mitigate plastic pollution and postpone the Overshoot Day in this country:

Develop local waste management infrastructure.

Invest in waste management policies like EPR.



Plastic pollution is caused not only by the improper disposal of plastic products but also by the release of primary microplastics from sources such as tire abrasion, shedding of textile fibers, pellets production and paint. It is expected that in 2024 this country will be responsible for releasing into the environment an average of

3 845 tons of microplastics in waterways.



In addition, plastic production and processing involve the use of additives, which can have harmful impacts on ecosystems and human health if they leak into the environment due to waste mismanagement. It is anticipated that in 2024, plastic waste mismanagement in this country will result in the release into waterways of

1 571 tons of chemical additives pollution.

*The Mismanaged Waste Index is the share of plastic waste generated by a country that is mismanaged

Country archetype

The Toxic Waste Producers

Factor	Ranking	Average	Range
Waste generation level	Very high	111 kg/capita/year	High to very high
Waste Mismanagement Level	High	79%	Very high
Import Volumes	Low	0.4%	Low to medium
Export Volumes	Medium	1.1%	Low to medium

Description

The Toxic Waste Producers are high plastic waste generators, with waste that is mismanaged at high levels. Some of these countries export their waste to places that do not have proper waste management infrastructure. Plastic pollution in many countries is impacted by waste that was mismanaged after being received from Toxic Waste Producers.

Countries

Bahrain, Kuwait, Northern Mariana Islands, Oman, Qatar, United Arab Emirates.

RECOMMENDATION 1

Reduce plastic production and use.

The primary way to mitigate plastic pollution is to mitigate the amount of plastic used by the population. As a high consumption country, reducing plastic consumption is critical for the Toxic Waste Producers.

RECOMMENDATION 2

Develop local waste management infrastructure.

Further developing their domestic waste management infrastructure would allow the Toxic Waste Producers to treat more of their waste locally, thus reducing the burden placed on other countries.

RECOMMENDATION 3

Become circular. Plastic waste typically exists in a linear system of “take, make, dispose”. Plastic manufacturing and management must transition to more circular systems to address the plastic pollution crisis. Effective solutions must include a move away from the linear status quo to circular business models based on reuse and repair.

Example

Qatar

Overshoot Day, or the date when the amount of plastic waste outweighs this country's ability to manage it, with environmental pollution occurring as a result, is:

12 April 2025

Plastic Overshoot Day is determined by a country's Mismanaged Waste Index*, which in this case is...

71.82%

In 2024, the world will experience **117 days** of plastic overshoot. This country will contribute to this overshoot by

8 hours 56 minutes

The Mismanaged Waste Index, or MWI, is

Very high

The expected mismanaged waste in 2024 will be

193 999 tons of plastic

The country's annual per capita plastic waste production is

100 kg per capita per year

which is considered

Very high

The total plastic waste produced in this country is

270 116 tons of plastic

The amount of plastic waste EXPORTED by the country is

5 188 tons of plastic

which represents

1.9% of its total waste

This relative export is considered

Medium

The amount of plastic waste IMPORTED by the country is

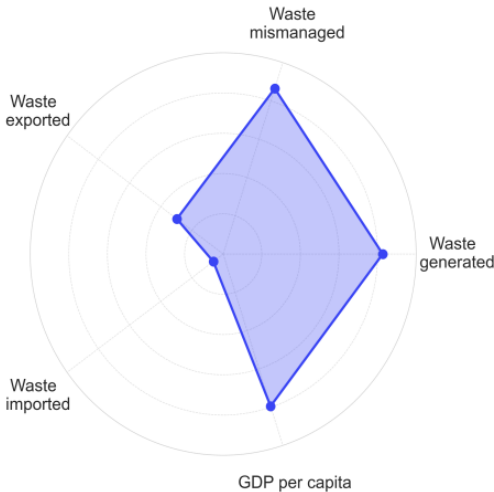
160 tons of plastic

which represents

0.1% of its total waste

This relative import is considered

Low



As per the Plastic Overshoot Day archetypes, this country is classified as one of:

The Toxic Waste Producers

The Toxic Waste Producers are high plastic waste generators, with waste that is mismanaged at high levels. Some of these countries export their waste to places that do not have proper waste management infrastructure. Plastic pollution in many countries is impacted by waste that was mismanaged after being received from Toxic Waste Producers.

Recommendations for driving necessary changes to mitigate plastic pollution and postpone the Overshoot Day in this country:

- Reduce plastic production and use.**
- Develop local waste management infrastructure.**
- Become circular.**



Plastic pollution is caused not only by the improper disposal of plastic products but also by the release of primary microplastics from sources such as tire abrasion, shedding of textile fibers, pellets production and paint. It is expected that in 2024 this country will be responsible for releasing into the environment an average of

5 753 tons of microplastics in waterways.



In addition, plastic production and processing involve the use of additives, which can have harmful impacts on ecosystems and human health if they leak into the environment due to waste mismanagement. It is anticipated that in 2024, plastic waste mismanagement in this country will result in the release into waterways of

822 tons of chemical additives pollution.

*The Mismanaged Waste Index is the share of plastic waste generated by a country that is mismanaged

Country archetype

The Transactors

Factor	Ranking	Average	Range
Waste generation level	High	71 kg/capita/year	Medium to very high
Waste Mismanagement Level	Low	11%	Low to medium
Import Volumes	Very high	51%	Very high
Export Volumes	Very high	33%	Very high

Description

The Transactors are countries with high rates of plastic waste production. Their waste tends to be well-managed, although most do not yet have extensive circular systems around plastics. The Transactors are wealthy countries from Europe. They export a lot of their waste but also import a lot of waste from neighboring countries. Through this exchange of waste with their trade partners they have been able to optimize their waste management practices, resulting in a low volume of waste ending up mismanaged and low risk of plastic leakage into the environment.

Countries

Austria, Cyprus, Latvia, Lithuania, Luxembourg, Netherlands, Slovenia.

RECOMMENDATION 1

Reduce plastic production and use.

The primary way to mitigate plastic pollution is to mitigate the amount of plastic used by the population. As a high consumption country, reducing plastic consumption is critical for the Transactors. A secondary benefit of lower consumption levels would be that their existing waste management capacity could assist others who currently lack the infrastructure to properly manage their waste.

RECOMMENDATION 2

Become circular. Plastic waste typically exists in a linear system of “take, make, dispose”. Plastic manufacturing and management must transition to more circular systems to address the plastic pollution crisis. Effective solutions must include a move away from the linear status quo to circular business models based on reuse and repair.

Example

The Netherlands

Overshoot Day, or the date when the amount of plastic waste outweighs this country's ability to manage it, with environmental pollution occurring as a result, is:

11 November 2025

Plastic Overshoot Day is determined by a country's Mismanaged Waste Index*, which in this case is...

13.68%

In 2024, the world will experience **117 days** of plastic overshoot. This country will contribute to this overshoot by

9 hours 55 minutes

The Mismanaged Waste Index, or MWI, is

Medium

The expected mismanaged waste in 2024 will be

217 997 tons of plastic

The country's annual per capita plastic waste production is

91 kg per capita per year

which is considered

High

The total plastic waste produced in this country is

1 593 923 tons of plastic

The amount of plastic waste EXPORTED by the country is

546 388 tons of plastic

which represents

33.5% of its total waste

This relative export is considered

Very high

The amount of plastic waste IMPORTED by the country is

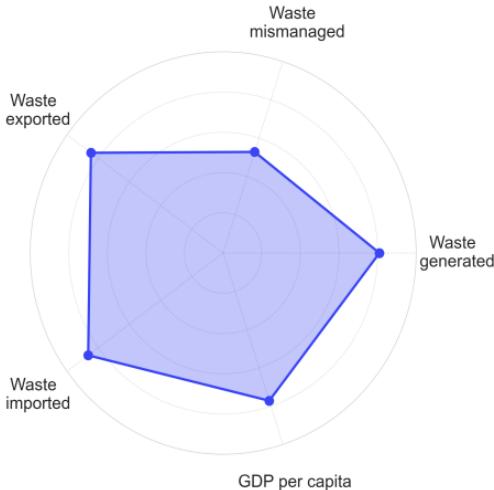
588 721 tons of plastic

which represents

36.1% of its total waste

This relative import is considered

Very high



As per the Plastic Overshoot Day archetypes, this country is classified as one of:

The Transactors

The Transactors are countries with high rates of plastic waste production. Their waste tends to be well-managed, although most do not yet have extensive circular systems around plastics. The Transactors are wealthy countries from Europe. They export a lot of their waste but also import a lot of waste from neighboring countries. Through this exchange of waste with their trade partners they have been able to optimize their waste management practices, resulting in a low volume of waste ending up mismanaged and low risk of plastic leakage into the environment.

Recommendations for driving necessary changes to mitigate plastic pollution and postpone the Overshoot Day in this country:

Reduce plastic production and use.

Become circular.



Plastic pollution is caused not only by the improper disposal of plastic products but also by the release of primary microplastics from sources such as tire abrasion, shedding of textile fibers, pellets production and paint. It is expected that in 2024 this country will be responsible for releasing into the environment an average of

11 982 tons of microplastics in waterways.



In addition, plastic production and processing involve the use of additives, which can have harmful impacts on ecosystems and human health if they leak into the environment due to waste mismanagement. It is anticipated that in 2024, plastic waste mismanagement in this country will result in the release into waterways of

924 tons of chemical additives pollution.

*The Mismanaged Waste Index is the share of plastic waste generated by a country that is mismanaged

Country archetype

The Self-Sustainers

Factor	Ranking	Average	Range
Waste generation level	Medium	32 kg/capita/year	Low to high
Waste Mismanagement Level	Medium	29%	Low to high
Import Volumes	Medium	2.5%	Low to very high
Export Volumes	Medium	2.4%	Low to very high

Description

The Self-Sustainers are moderate plastic waste generators per capita that can to some extent manage their waste internally, although improvements are needed for some of them.

Countries

Algeria, American Samoa, Andorra, Argentina, Bahamas, Belarus, Brazil, British Virgin Islands, Brunei, Bulgaria, China, Colombia, Costa Rica, Dominica, El Salvador, Grenada, Guam, Liechtenstein, Macedonia, Malaysia, Mexico, Monaco, New Caledonia, Palau, Romania, Samoa, Serbia, Seychelles, Sint Maarten (Dutch part), St. Kitts and Nevis, St. Lucia, St. Vincent and the Grenadines, Turkmenistan, Turks and Caicos Islands.

RECOMMENDATION 1

Reduce plastic production and use. The primary way to mitigate plastic pollution is to mitigate the amount of plastic used by the population. As a high consumption country, reducing plastic consumption is critical for the Self-Sustainers. A secondary benefit of lower consumption levels would be that their existing waste management capacity could assist others who currently lack the infrastructure to properly manage their waste.

RECOMMENDATION 2

Develop local waste management infrastructure. Further developing their domestic waste management infrastructure would allow the Self-Sustainers to treat more of their waste locally, thus reducing the burden placed on other countries.

RECOMMENDATION 3

Become circular. Plastic waste typically exists in a linear system of “take, make, dispose”. Plastic manufacturing and management must transition to more circular systems to address the plastic pollution crisis. Effective solutions must include a move away from the linear status quo to circular business models based on reuse and repair.

Example

Colombia

Overshoot Day, or the date when the amount of plastic waste outweighs this country's ability to manage it, with environmental pollution occurring as a result, is:

16 September 2025

Plastic Overshoot Day is determined by a country's Mismanaged Waste Index*, which in this case is...

28.82%

In 2024, the world will experience **117 days** of plastic overshoot. This country will contribute to this overshoot by

14 hours 11 minutes

The Mismanaged Waste Index, or MWI, is

Medium

The expected mismanaged waste in 2024 will be

346 996 tons of plastic

The country's annual per capita plastic waste production is

23 kg per capita per year

which is considered

Medium

The total plastic waste produced in this country is

1 203 924 tons of plastic

The amount of plastic waste EXPORTED by the country is

7 542 tons of plastic

which represents

0.6% of its total waste

This relative export is considered

Low

The amount of plastic waste IMPORTED by the country is

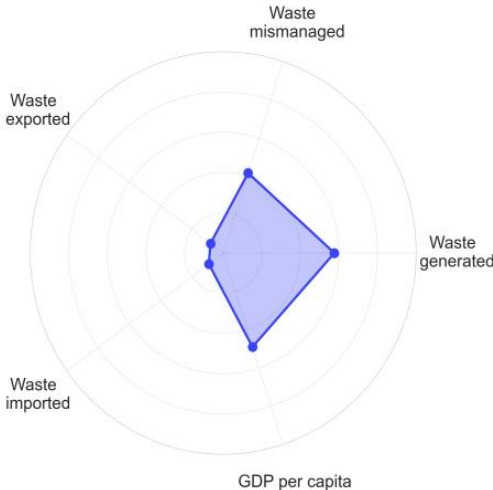
10 420 tons of plastic

which represents

0.8% of its total waste

This relative import is considered

Low



As per the Plastic Overshoot Day archetypes, this country is classified as one of:

The Self-Sustainers

The Self-Sustainers are moderate plastic waste generators per capita that can to some extent manage their waste internally, although improvements are needed for some of them.

Recommendations for driving necessary changes to mitigate plastic pollution and postpone the Overshoot Day in this country:

Reduce plastic production and use.

Develop local waste management infrastructure.

Become circular.



Plastic pollution is caused not only by the improper disposal of plastic products but also by the release of primary microplastics from sources such as tire abrasion, shedding of textile fibers, pellets production and paint. It is expected that in 2024 this country will be responsible for releasing into the environment an average of

11 008 tons of microplastics in waterways.



In addition, plastic production and processing involve the use of additives, which can have harmful impacts on ecosystems and human health if they leak into the environment due to waste mismanagement. It is anticipated that in 2024, plastic waste mismanagement in this country will result in the release into waterways of

1 470 tons of chemical additives pollution.

*The Mismanaged Waste Index is the share of plastic waste generated by a country that is mismanaged

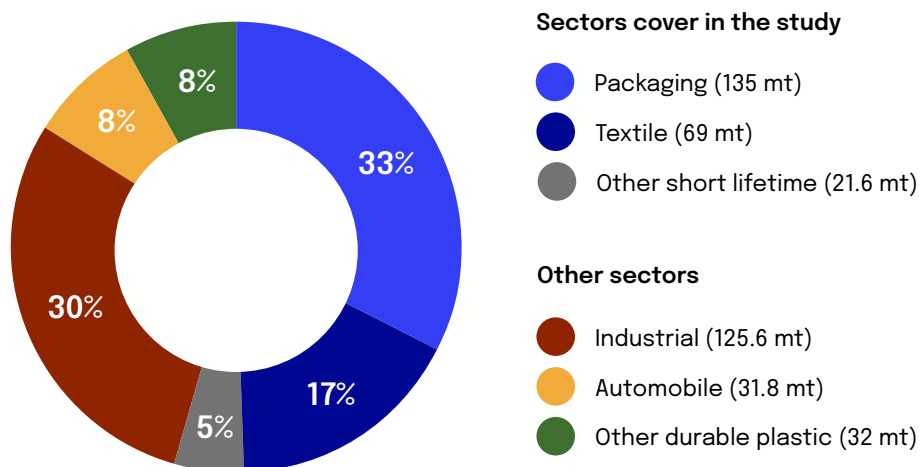
05. Appendix

Scope of the study

The primary objective of this study is to comprehensively quantify plastic pollution on a global scale and determine the global Plastic Overshoot Day, as well as the Overshoot Day for individual countries. The study specifically focuses on plastic waste originating from packaging, textiles and household products. It is important to note that plastics used in other sectors and applications (automotive, agriculture, construction, etc.) are excluded from this analysis. The research methodology involves conducting the analysis at a global level initially and subsequently drilling down to a country-level assessment, providing a detailed understanding of plastic pollution trends and challenges worldwide.

Yearly production of plastic in the world

Plastic Overshoot Day sheds light on a critical aspect of the world's plastic consumption: short-life plastics, encompassing plastic packaging and single-use plastics. These categories account for approximately 35% of the total plastic commercialized annually. Moreover, they pose the higher risk of leakage in the environment. Plastic Overshoot Days also include the contribution of synthetic textile to plastic pollution. This category accounts for an additional 15% of the total plastic commercialized annually.



Methodology

At EA Earth Action, our work on plastics focuses on shedding the light on the critical issue of plastic pollution. We achieve this by leveraging scientific research to quantify the magnitude of the problem, and by empowering individuals and organizations to find solutions. To this end, we place a high value on transparency regarding our methodology for measuring plastic pollution. We believe that clear and comprehensive information on our methodology is crucial to building trust with stakeholders.

The methodological guide explains the concept underpinning Plastic Overshoot Day: the Mismanaged Waste Index, and how it is computed.

This methodological guide will also draw on concepts used in the narrative of Plastic Overshoot Day, such as the classifications of countries with regard to management of plastic waste.

The Mismanaged Waste Index (MWI) is a metric used to quantify the amount of plastic waste that is not properly managed in a locally and therefore ends up in the environment.

Because many countries export their plastic waste, it is critical to account for the fate of the exported waste.



The full content of the methodology is available at www.plasticovershoot.earth



Country overshoot days

Every country has its own Plastic Overshoot Day.

Explore the details for your country on the following pages

Afghanistan	46	British Virgin Islands	73	Dominica	101	Guinea-Bissau	128
Albania	47	Brunei	74	Dominican Republic	102	Guyana	129
Algeria	48	Bulgaria	75	Ecuador	103	Haiti	130
American Samoa	49	Burkina Faso	76	Egypt	104	Honduras	131
Andorra	50	Burundi	77	El Salvador	105	Hong Kong SAR, China	132
Angola	51	Cabo Verde	78	Equatorial Guinea	106	Hungary	133
Antigua and Barbuda	52	Cambodia	79	Eritrea	107	Iceland	134
Argentina	53	Cameroon	80	Estonia	108	India	135
Armenia	54	Canada	81	Eswatini	109	Indonesia	136
Aruba	55	Cayman Islands	82	Ethiopia	110	Iran	137
Australia	56	Central African Republic	83	Faroe Islands	111	Iraq	138
Austria	57	Chad	84	Fiji	112	Ireland	139
Azerbaijan	58	Channel Islands	85	Finland	113	Isle of Man	140
Bahamas	59	Chile	86	France	114	Israel	141
Bahrain	60	China	87	French Polynesia	115	Italy	142
Bangladesh	61	Colombia	88	Gabon	116	Jamaica	143
Barbados	62	Comoros	89	Gambia	117	Japan	144
Belarus	63	Congo	90	Georgia	118	Jordan	145
Belgium	64	Congo Dem. Rep	91	Germany	119	Kazakhstan	146
Belize	65	Costa Rica	92	Ghana	120	Kenya	147
Benin	66	Côte d'Ivoire	93	Gibraltar	121	Kiribati	148
Bermuda	67	Croatia	94	Greece	122	Korea	149
Bhutan	68	Cuba	95	Greenland	123	Kosovo	150
Bolivia	69	Curaçao	96	Grenada	124	Kuwait	151
Bosnia and Herzegovina	70	Cyprus	97	Guam	125	Kyrgyz Republic	152
Botswana	71	Czech Republic	98	Guatemala	126	Lao PDR	153
Brazil	72	Denmark	99	Guinea	127	Latvia	154
		Djibouti	100			Lebanon	155

Lesotho	156	Nepal	184	Saudi Arabia.	211	Tanzania	237
Liberia	157	Netherlands.	185	Senegal	212	Thailand	238
Libya	158	New Caledonia	186	Serbia	213	Timor-Leste.	239
Liechtenstein.	159	New Zealand	187	Seychelles.	214	Togo	240
Lithuania.	160	Nicaragua	188	Sierra Leone	215	Tonga.	241
Luxembourg.	161	Niger	189	Singapore	216	Trinidad and Tobago.	242
Macao SAR, China	162	Nigeria	190	Sint Maarten (Dutch part).	217	Tunisia	243
Macedonia	163	Northern Mariana Islands	191	Slovak Republic.	218	Turkey	244
Madagascar.	164	Norway.	192	Slovenia	219	Turkmenistan.	245
Malawi	165	Oman	193	Solomon Islands	220	Turks and Caicos Islands	246
Malaysia	166	Pakistan	194	Somalia	221	Tuvalu.	247
Maldives	167	Palau	195	South Africa.	222	Uganda.	248
Mali	168	Panama	196	South Sudan	223	Ukraine.	249
Malta	169	Papua New Guinea	197	Spain	224	United Arab Emirates	250
Marshall Islands	170	Paraguay.	198	Sri Lanka	225	United Kingdom	251
Mauritania.	171	Peru.	199	St. Kitts and Nevis.	226	United States.	252
Mauritius.	172	Philippines.	200	St. Lucia	227	Uruguay	253
Mexico	173	Poland	201	St. Martin (French part)	228	Uzbekistan	254
Micronesia	174	Portugal	202	St. Vincent and the Grenadines	229	Vanuatu	255
Moldova	175	Puerto Rico	203	Sudan.	230	Venezuela	256
Monaco	176	Qatar	204	Suriname	231	Vietnam	257
Mongolia.	177	Romania	205	Sweden	232	Virgin Islands (U.S.)	258
Montenegro.	178	Russian Federation	206	Switzerland	233	West Bank and Gaza	259
Morocco.	179	Rwanda	207	Syrian Arab Republic	234	Yemen	260
Mozambique	180	Samoa	208	Taiwan	235	Zambia	261
Myanmar.	181	San Marino	209	Tajikistan.	236	Zimbabwe	262
Namibia	182	São Tomé and Príncipe	210				
Nauru.	183						

Afghanistan

Overshoot Day, or the date when the amount of plastic waste outweighs this country's ability to manage it, with environmental pollution occurring as a result, is:

19 February 2025

Plastic Overshoot Day is determined by a country's Mismanaged Waste Index*, which in this case is...

86.28%

In 2024, the world will experience **117 days** of plastic overshoot. This country will contribute to this overshoot by

2 hours 55 minutes

The Mismanaged Waste Index, or MWI, is

Very high

The expected mismanaged waste in 2024 will be

47 021 tons of plastic

The country's annual per capita plastic waste production is

1 kg per capita per year

which is considered

Low

The total plastic waste produced in this country is

54 499 tons of plastic

The amount of plastic waste EXPORTED by the country is

35 tons of plastic

which represents

0.1% of its total waste

This relative export is considered

Low

The amount of plastic waste IMPORTED by the country is

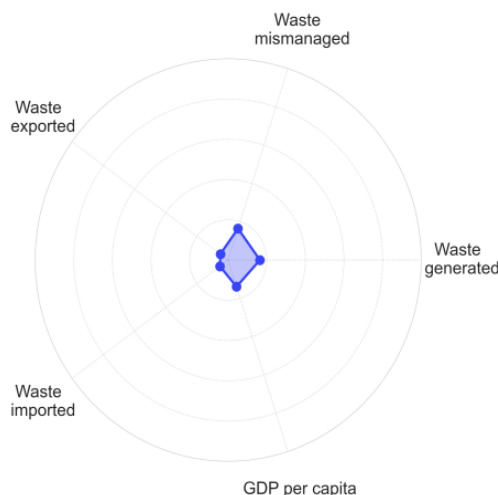
536 tons of plastic

which represents

1.0% of its total waste

This relative import is considered

Low



As per the Plastic Overshoot Day archetypes, this country is classified as one of:

The Low-Waste-Producing Polluters

Despite their low waste production levels, the Low-Waste-Producing Polluters contribute to plastic pollution levels due to their poor waste management practices. Depending on the size of the population, some countries can be large contributors to the global pollution.

Recommendations for driving necessary changes to mitigate plastic pollution and postpone the Overshoot Day in this country:

Develop local waste management infrastructure.

Invest in waste management policies like EPR.



Plastic pollution is caused not only by the improper disposal of plastic products but also by the release of primary microplastics from sources such as tire abrasion, shedding of textile fibers, pellets production and paint. It is expected that in 2024 this country will be responsible for releasing into the environment an average of

9 148 tons of microplastics in waterways.



In addition, plastic production and processing involve the use of additives, which can have harmful impacts on ecosystems and human health if they leak into the environment due to waste mismanagement. It is anticipated that in 2024, plastic waste mismanagement in this country will result in the release into waterways of

199 tons of chemical additives pollution.

*The Mismanaged Waste Index is the share of plastic waste generated by a country that is mismanaged

Albania

Overshoot Day, or the date when the amount of plastic waste outweighs this country's ability to manage it, with environmental pollution occurring as a result, is:

03 June 2025

Plastic Overshoot Day is determined by a country's Mismanaged Waste Index*, which in this case is...

57.71%

In 2024, the world will experience **117 days** of plastic overshoot. This country will contribute to this overshoot by

2 hours 36 minutes

The Mismanaged Waste Index, or MWI, is

High

The expected mismanaged waste in 2024 will be

39 219 tons of plastic

The country's annual per capita plastic waste production is

24 kg per capita per year

which is considered

Medium

The total plastic waste produced in this country is

67 965 tons of plastic

The amount of plastic waste EXPORTED by the country is

2 362 tons of plastic

which represents

3.4% of its total waste

This relative export is considered

High

The amount of plastic waste IMPORTED by the country is

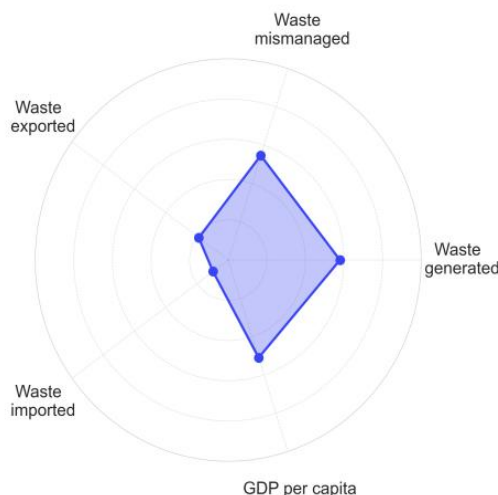
651 tons of plastic

which represents

0.9% of its total waste

This relative import is considered

Low



As per the Plastic Overshoot Day archetypes, this country is classified as one of:

The Moderate Polluters

On average, the Moderate Polluters tend to have a medium plastic waste generation level. Half of them export some of their waste. These countries do not effectively manage their waste and negative environmental impacts result both domestically and in the countries receiving the waste.

Recommendations for driving necessary changes to mitigate plastic pollution and postpone the Overshoot Day in this country:

Develop local waste management infrastructure.

Reduce plastic production and use.

Invest in waste management policies like EPR.



Plastic pollution is caused not only by the improper disposal of plastic products but also by the release of primary microplastics from sources such as tire abrasion, shedding of textile fibers, pellets production and paint. It is expected that in 2024 this country will be responsible for releasing into the environment an average of

1 079 tons of microplastics in waterways.



In addition, plastic production and processing involve the use of additives, which can have harmful impacts on ecosystems and human health if they leak into the environment due to waste mismanagement. It is anticipated that in 2024, plastic waste mismanagement in this country will result in the release into waterways of

166 tons of chemical additives pollution.

*The Mismanaged Waste Index is the share of plastic waste generated by a country that is mismanaged

Algeria

Overshoot Day, or the date when the amount of plastic waste outweighs this country's ability to manage it, with environmental pollution occurring as a result, is:

01 October 2025

Plastic Overshoot Day is determined by a country's Mismanaged Waste Index*, which in this case is...

24.91%

In 2024, the world will experience **117 days** of plastic overshoot. This country will contribute to this overshoot by

8 hours 35 minutes

The Mismanaged Waste Index, or MWI, is

Medium

The expected mismanaged waste in 2024 will be

185 538 tons of plastic

The country's annual per capita plastic waste production is

17 kg per capita per year

which is considered

Medium

The total plastic waste produced in this country is

744 901 tons of plastic

The amount of plastic waste EXPORTED by the country is

7 130 tons of plastic

which represents

0.9% of its total waste

This relative export is considered

Low

The amount of plastic waste IMPORTED by the country is

410 tons of plastic

which represents

0.1% of its total waste

This relative import is considered

Low



As per the Plastic Overshoot Day archetypes, this country is classified as one of:

The Self-Sustainers

The Self-Sustainers are moderate plastic waste generators per capita that can to some extent manage their waste internally, although improvements are needed for some of them.

Recommendations for driving necessary changes to mitigate plastic pollution and postpone the Overshoot Day in this country:

Reduce plastic production and use.

Develop local waste management infrastructure.

Become circular.



Plastic pollution is caused not only by the improper disposal of plastic products but also by the release of primary microplastics from sources such as tire abrasion, shedding of textile fibers, pellets production and paint. It is expected that in 2024 this country will be responsible for releasing into the environment an average of

6 123 tons of microplastics in waterways.



In addition, plastic production and processing involve the use of additives, which can have harmful impacts on ecosystems and human health if they leak into the environment due to waste mismanagement. It is anticipated that in 2024, plastic waste mismanagement in this country will result in the release into waterways of

786 tons of chemical additives pollution.

*The Mismanaged Waste Index is the share of plastic waste generated by a country that is mismanaged

American Samoa

Overshoot Day, or the date when the amount of plastic waste outweighs this country's ability to manage it, with environmental pollution occurring as a result, is:

12 August 2025

Plastic Overshoot Day is determined by a country's Mismanaged Waste Index*, which in this case is...

38.40%

In 2024, the world will experience **117 days** of plastic overshoot. This country will contribute to this overshoot by

2 minutes

The Mismanaged Waste Index, or MWI, is

High

The expected mismanaged waste in 2024 will be

1 000 tons of plastic

The country's annual per capita plastic waste production is

58 kg per capita per year

which is considered

High

The total plastic waste produced in this country is

2 604 tons of plastic

The amount of plastic waste EXPORTED by the country is

0 tons of plastic

which represents

0.0% of its total waste

This relative export is considered

Low

The amount of plastic waste IMPORTED by the country is

0 tons of plastic

which represents

0.0% of its total waste

This relative import is considered

Low



As per the Plastic Overshoot Day archetypes, this country is classified as one of:

The Self-Sustainers

The Self-Sustainers are moderate plastic waste generators per capita that can to some extent manage their waste internally, although improvements are needed for some of them.

Recommendations for driving necessary changes to mitigate plastic pollution and postpone the Overshoot Day in this country:

Reduce plastic production and use.

Develop local waste management infrastructure.

Become circular.



Plastic pollution is caused not only by the improper disposal of plastic products but also by the release of primary microplastics from sources such as tire abrasion, shedding of textile fibers, pellets production and paint. It is expected that in 2024 this country will be responsible for releasing into the environment an average of

455 tons of microplastics in waterways.



In addition, plastic production and processing involve the use of additives, which can have harmful impacts on ecosystems and human health if they leak into the environment due to waste mismanagement. It is anticipated that in 2024, plastic waste mismanagement in this country will result in the release into waterways of

4 tons of chemical additives pollution.

*The Mismanaged Waste Index is the share of plastic waste generated by a country that is mismanaged

Andorra

Overshoot Day, or the date when the amount of plastic waste outweighs this country's ability to manage it, with environmental pollution occurring as a result, is:

14 August 2025

Plastic Overshoot Day is determined by a country's Mismanaged Waste Index*, which in this case is...

37.84%

In 2024, the world will experience **117 days** of plastic overshoot. This country will contribute to this overshoot by

4 minutes

The Mismanaged Waste Index, or MWI, is

High

The expected mismanaged waste in 2024 will be

1 744 tons of plastic

The country's annual per capita plastic waste production is

58 kg per capita per year

which is considered

High

The total plastic waste produced in this country is

4 610 tons of plastic

The amount of plastic waste EXPORTED by the country is

0 tons of plastic

which represents

0.0% of its total waste

This relative export is considered

Low

The amount of plastic waste IMPORTED by the country is

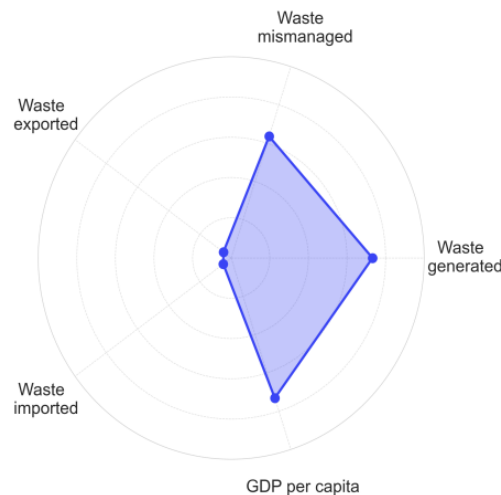
0 tons of plastic

which represents

0.0% of its total waste

This relative import is considered

Low



As per the Plastic Overshoot Day archetypes, this country is classified as one of:

The Self-Sustainers

The Self-Sustainers are moderate plastic waste generators per capita that can to some extent manage their waste internally, although improvements are needed for some of them.

Recommendations for driving necessary changes to mitigate plastic pollution and postpone the Overshoot Day in this country:

Reduce plastic production and use.

Develop local waste management infrastructure.

Become circular.



Plastic pollution is caused not only by the improper disposal of plastic products but also by the release of primary microplastics from sources such as tire abrasion, shedding of textile fibers, pellets production and paint. It is expected that in 2024 this country will be responsible for releasing into the environment an average of

1 074 tons of microplastics in waterways.



In addition, plastic production and processing involve the use of additives, which can have harmful impacts on ecosystems and human health if they leak into the environment due to waste mismanagement. It is anticipated that in 2024, plastic waste mismanagement in this country will result in the release into waterways of

7 tons of chemical additives pollution.

*The Mismanaged Waste Index is the share of plastic waste generated by a country that is mismanaged

Angola

Overshoot Day, or the date when the amount of plastic waste outweighs this country's ability to manage it, with environmental pollution occurring as a result, is:

06 February 2025

Plastic Overshoot Day is determined by a country's Mismanaged Waste Index*, which in this case is...

89.67%

In 2024, the world will experience **117 days** of plastic overshoot. This country will contribute to this overshoot by

9 hours 36 minutes

The Mismanaged Waste Index, or MWI, is

Very high

The expected mismanaged waste in 2024 will be

210 293 tons of plastic

The country's annual per capita plastic waste production is

7 kg per capita per year

which is considered

Low

The total plastic waste produced in this country is

234 528 tons of plastic

The amount of plastic waste EXPORTED by the country is

381 tons of plastic

which represents

0.2% of its total waste

This relative export is considered

Low

The amount of plastic waste IMPORTED by the country is

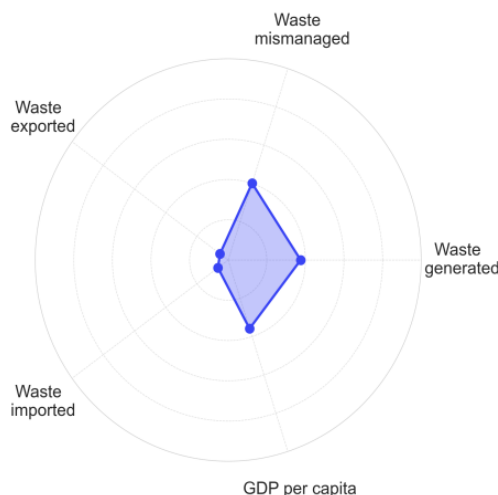
2 445 tons of plastic

which represents

1.0% of its total waste

This relative import is considered

Medium



As per the Plastic Overshoot Day archetypes, this country is classified as one of:

The Low-Waste-Producing Polluters

Despite their low waste production levels, the Low-Waste-Producing Polluters contribute to plastic pollution levels due to their poor waste management practices. Depending on the size of the population, some countries can be large contributors to the global pollution.

Recommendations for driving necessary changes to mitigate plastic pollution and postpone the Overshoot Day in this country:

Develop local waste management infrastructure.

Invest in waste management policies like EPR.



Plastic pollution is caused not only by the improper disposal of plastic products but also by the release of primary microplastics from sources such as tire abrasion, shedding of textile fibers, pellets production and paint. It is expected that in 2024 this country will be responsible for releasing into the environment an average of

4 011 tons of microplastics in waterways.



In addition, plastic production and processing involve the use of additives, which can have harmful impacts on ecosystems and human health if they leak into the environment due to waste mismanagement. It is anticipated that in 2024, plastic waste mismanagement in this country will result in the release into waterways of

891 tons of chemical additives pollution.

*The Mismanaged Waste Index is the share of plastic waste generated by a country that is mismanaged

Antigua and Barbuda

Overshoot Day, or the date when the amount of plastic waste outweighs this country's ability to manage it, with environmental pollution occurring as a result, is:

21 December 2025

Plastic Overshoot Day is determined by a country's Mismanaged Waste Index*, which in this case is...

2.61%

In 2024, the world will experience **117 days** of plastic overshoot. This country will contribute to this overshoot by

0 minutes

The Mismanaged Waste Index, or MWI, is

Low

The expected mismanaged waste in 2024 will be

111 tons of plastic

The country's annual per capita plastic waste production is

46 kg per capita per year

which is considered

Medium

The total plastic waste produced in this country is

4 259 tons of plastic

The amount of plastic waste EXPORTED by the country is

0 tons of plastic

which represents

0.0% of its total waste

This relative export is considered

Low

The amount of plastic waste IMPORTED by the country is

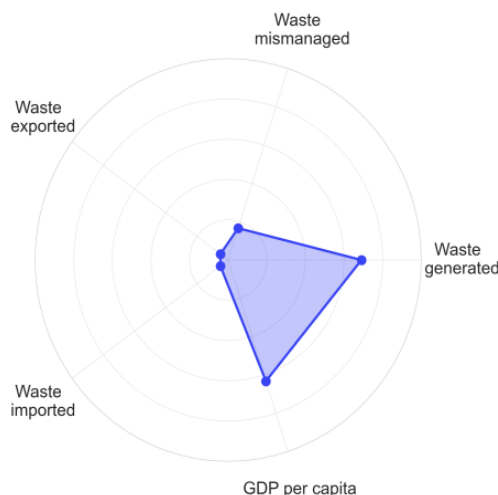
0 tons of plastic

which represents

0.0% of its total waste

This relative import is considered

Low



As per the Plastic Overshoot Day archetypes, this country is classified as one of:

The Overloaders

The Overloaders are high plastic waste generators, who export a significant amount of their waste. Their waste is well managed. Unlike the similarly high-consuming Transactors, the Overloaders import less waste than they export. This imbalance therefore overloads the waste management systems of other countries, likely creating mismanagement issues in countries where Overloaders send their plastic waste.

Recommendations for driving necessary changes to mitigate plastic pollution and postpone the Overshoot Day in this country:

Reduce plastic consumption.

Become circular.



Plastic pollution is caused not only by the improper disposal of plastic products but also by the release of primary microplastics from sources such as tire abrasion, shedding of textile fibers, pellets production and paint. It is expected that in 2024 this country will be responsible for releasing into the environment an average of

1 047 tons of microplastics in waterways.



In addition, plastic production and processing involve the use of additives, which can have harmful impacts on ecosystems and human health if they leak into the environment due to waste mismanagement. It is anticipated that in 2024, plastic waste mismanagement in this country will result in the release into waterways of

1 tons of chemical additives pollution.

*The Mismanaged Waste Index is the share of plastic waste generated by a country that is mismanaged

Argentina

Overshoot Day, or the date when the amount of plastic waste outweighs this country's ability to manage it, with environmental pollution occurring as a result, is:

11 August 2025

Plastic Overshoot Day is determined by a country's Mismanaged Waste Index*, which in this case is...

38.71%

In 2024, the world will experience **117 days** of plastic overshoot. This country will contribute to this overshoot by

1 days 1 hours 21 minutes

The Mismanaged Waste Index, or MWI, is

High

The expected mismanaged waste in 2024 will be

620 374 tons of plastic

The country's annual per capita plastic waste production is

35 kg per capita per year

which is considered

Medium

The total plastic waste produced in this country is

1 602 441 tons of plastic

The amount of plastic waste EXPORTED by the country is

710 tons of plastic

which represents

0.0% of its total waste

This relative export is considered

Low

The amount of plastic waste IMPORTED by the country is

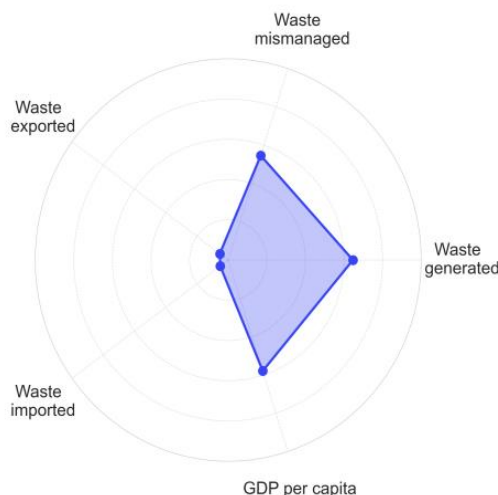
176 tons of plastic

which represents

0.0% of its total waste

This relative import is considered

Low



As per the Plastic Overshoot Day archetypes, this country is classified as one of:

The Self-Sustainers

The Self-Sustainers are moderate plastic waste generators per capita that can to some extent manage their waste internally, although improvements are needed for some of them.

Recommendations for driving necessary changes to mitigate plastic pollution and postpone the Overshoot Day in this country:

Reduce plastic production and use.

Develop local waste management infrastructure.

Become circular.



Plastic pollution is caused not only by the improper disposal of plastic products but also by the release of primary microplastics from sources such as tire abrasion, shedding of textile fibers, pellets production and paint. It is expected that in 2024 this country will be responsible for releasing into the environment an average of

14 861 tons of microplastics in waterways.



In addition, plastic production and processing involve the use of additives, which can have harmful impacts on ecosystems and human health if they leak into the environment due to waste mismanagement. It is anticipated that in 2024, plastic waste mismanagement in this country will result in the release into waterways of

2 629 tons of chemical additives pollution.

*The Mismanaged Waste Index is the share of plastic waste generated by a country that is mismanaged

Armenia

Overshoot Day, or the date when the amount of plastic waste outweighs this country's ability to manage it, with environmental pollution occurring as a result, is:

12 February 2025

Plastic Overshoot Day is determined by a country's Mismanaged Waste Index*, which in this case is...

88.09%

In 2024, the world will experience **117 days** of plastic overshoot. This country will contribute to this overshoot by

2 hours 47 minutes

The Mismanaged Waste Index, or MWI, is

Very high

The expected mismanaged waste in 2024 will be

43 788 tons of plastic

The country's annual per capita plastic waste production is

18 kg per capita per year

which is considered

Medium

The total plastic waste produced in this country is

49 706 tons of plastic

The amount of plastic waste EXPORTED by the country is

22 tons of plastic

which represents

0.0% of its total waste

This relative export is considered

Low

The amount of plastic waste IMPORTED by the country is

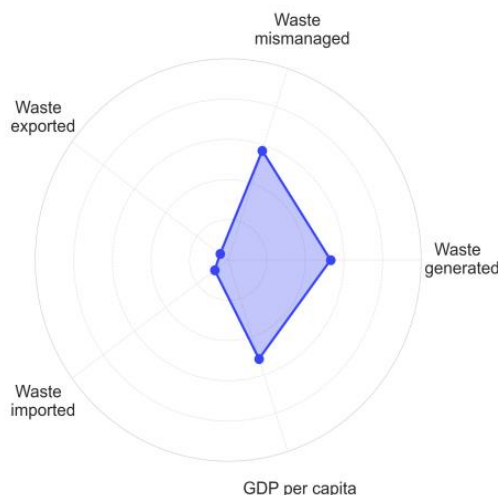
478 tons of plastic

which represents

0.9% of its total waste

This relative import is considered

Low



As per the Plastic Overshoot Day archetypes, this country is classified as one of:

The Low-Waste-Producing Polluters

Despite their low waste production levels, the Low-Waste-Producing Polluters contribute to plastic pollution levels due to their poor waste management practices. Depending on the size of the population, some countries can be large contributors to the global pollution.

Recommendations for driving necessary changes to mitigate plastic pollution and postpone the Overshoot Day in this country:

Develop local waste management infrastructure.

Invest in waste management policies like EPR.



Plastic pollution is caused not only by the improper disposal of plastic products but also by the release of primary microplastics from sources such as tire abrasion, shedding of textile fibers, pellets production and paint. It is expected that in 2024 this country will be responsible for releasing into the environment an average of

1 083 tons of microplastics in waterways.



In addition, plastic production and processing involve the use of additives, which can have harmful impacts on ecosystems and human health if they leak into the environment due to waste mismanagement. It is anticipated that in 2024, plastic waste mismanagement in this country will result in the release into waterways of

186 tons of chemical additives pollution.

*The Mismanaged Waste Index is the share of plastic waste generated by a country that is mismanaged

Aruba

Overshoot Day, or the date when the amount of plastic waste outweighs this country's ability to manage it, with environmental pollution occurring as a result, is:

05 March 2025

Plastic Overshoot Day is determined by a country's Mismanaged Waste Index*, which in this case is...

82.28%

In 2024, the world will experience **117 days** of plastic overshoot. This country will contribute to this overshoot by

8 minutes

The Mismanaged Waste Index, or MWI, is

Very high

The expected mismanaged waste in 2024 will be

3 100 tons of plastic

The country's annual per capita plastic waste production is

35 kg per capita per year

which is considered

Medium

The total plastic waste produced in this country is

3 768 tons of plastic

The amount of plastic waste EXPORTED by the country is

151 tons of plastic

which represents

3.9% of its total waste

This relative export is considered

High

The amount of plastic waste IMPORTED by the country is

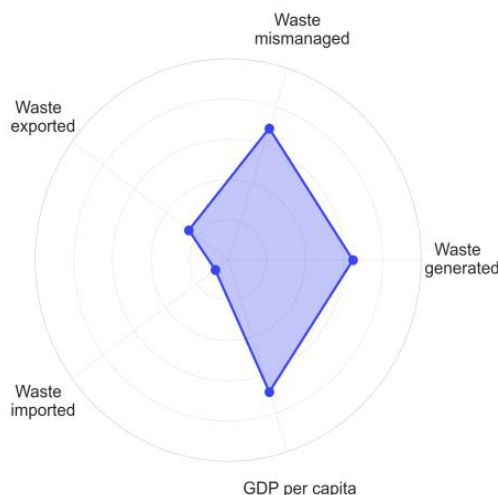
17 tons of plastic

which represents

0.4% of its total waste

This relative import is considered

Low



As per the Plastic Overshoot Day archetypes, this country is classified as one of:

The Low-Waste-Producing Polluters

Despite their low waste production levels, the Low-Waste-Producing Polluters contribute to plastic pollution levels due to their poor waste management practices. Depending on the size of the population, some countries can be large contributors to the global pollution.

Recommendations for driving necessary changes to mitigate plastic pollution and postpone the Overshoot Day in this country:

Develop local waste management infrastructure.

Invest in waste management policies like EPR.



Plastic pollution is caused not only by the improper disposal of plastic products but also by the release of primary microplastics from sources such as tire abrasion, shedding of textile fibers, pellets production and paint. It is expected that in 2024 this country will be responsible for releasing into the environment an average of

1 050 tons of microplastics in waterways.



In addition, plastic production and processing involve the use of additives, which can have harmful impacts on ecosystems and human health if they leak into the environment due to waste mismanagement. It is anticipated that in 2024, plastic waste mismanagement in this country will result in the release into waterways of

13 tons of chemical additives pollution.

*The Mismanaged Waste Index is the share of plastic waste generated by a country that is mismanaged

Australia

Overshoot Day, or the date when the amount of plastic waste outweighs this country's ability to manage it, with environmental pollution occurring as a result, is:

08 December 2025

Plastic Overshoot Day is determined by a country's Mismanaged Waste Index*, which in this case is...

6.27%

In 2024, the world will experience **117 days** of plastic overshoot. This country will contribute to this overshoot by

5 hours 20 minutes

The Mismanaged Waste Index, or MWI, is

Low

The expected mismanaged waste in 2024 will be

130 407 tons of plastic

The country's annual per capita plastic waste production is

80 kg per capita per year

which is considered

High

The total plastic waste produced in this country is

2 079 514 tons of plastic

The amount of plastic waste EXPORTED by the country is

104 741 tons of plastic

which represents

4.9% of its total waste

This relative export is considered

High

The amount of plastic waste IMPORTED by the country is

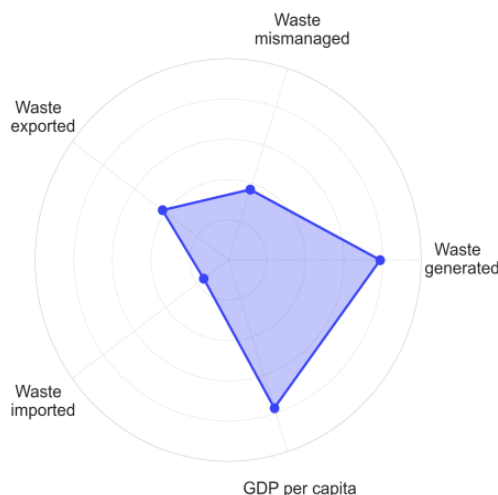
15 356 tons of plastic

which represents

0.7% of its total waste

This relative import is considered

Low



As per the Plastic Overshoot Day archetypes, this country is classified as one of:

The Overloaders

The Overloaders are high plastic waste generators, who export a significant amount of their waste. Their waste is well managed. Unlike the similarly high-consuming Transactors, the Overloaders import less waste than they export. This imbalance therefore overloads the waste management systems of other countries, likely creating mismanagement issues in countries where Overloaders send their plastic waste.

Recommendations for driving necessary changes to mitigate plastic pollution and postpone the Overshoot Day in this country:

Reduce plastic consumption.

Become circular.



Plastic pollution is caused not only by the improper disposal of plastic products but also by the release of primary microplastics from sources such as tire abrasion, shedding of textile fibers, pellets production and paint. It is expected that in 2024 this country will be responsible for releasing into the environment an average of

29 979 tons of microplastics in waterways.



In addition, plastic production and processing involve the use of additives, which can have harmful impacts on ecosystems and human health if they leak into the environment due to waste mismanagement. It is anticipated that in 2024, plastic waste mismanagement in this country will result in the release into waterways of

553 tons of chemical additives pollution.

*The Mismanaged Waste Index is the share of plastic waste generated by a country that is mismanaged

Austria

Overshoot Day, or the date when the amount of plastic waste outweighs this country's ability to manage it, with environmental pollution occurring as a result, is:

09 December 2025

Plastic Overshoot Day is determined by a country's Mismanaged Waste Index*, which in this case is...

5.77%

In 2024, the world will experience **117 days** of plastic overshoot. This country will contribute to this overshoot by

1 hours 0 minutes

The Mismanaged Waste Index, or MWI, is

Low

The expected mismanaged waste in 2024 will be

24 476 tons of plastic

The country's annual per capita plastic waste production is

48 kg per capita per year

which is considered

Medium

The total plastic waste produced in this country is

424 172 tons of plastic

The amount of plastic waste EXPORTED by the country is

159 899 tons of plastic

which represents

36.9% of its total waste

This relative export is considered

Very high

The amount of plastic waste IMPORTED by the country is

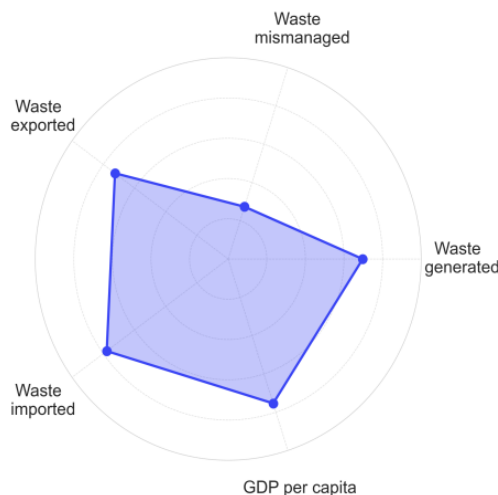
202 962 tons of plastic

which represents

46.8% of its total waste

This relative import is considered

Very high



As per the Plastic Overshoot Day archetypes, this country is classified as one of:

The Transactors

The Transactors are countries with high rates of plastic waste production. Their waste tends to be well-managed, although most do not yet have extensive circular systems around plastics. The Transactors are wealthy countries from Europe. They export a lot of their waste but also import a lot of waste from neighboring countries. Through this exchange of waste with their trade partners they have been able to optimize their waste management practices, resulting in a low volume of waste ending up mismanaged and low risk of plastic leakage into the environment.

Recommendations for driving necessary changes to mitigate plastic pollution and postpone the Overshoot Day in this country:

Reduce plastic production and use.

Become circular.



Plastic pollution is caused not only by the improper disposal of plastic products but also by the release of primary microplastics from sources such as tire abrasion, shedding of textile fibers, pellets production and paint. It is expected that in 2024 this country will be responsible for releasing into the environment an average of

8 741 tons of microplastics in waterways.



In addition, plastic production and processing involve the use of additives, which can have harmful impacts on ecosystems and human health if they leak into the environment due to waste mismanagement. It is anticipated that in 2024, plastic waste mismanagement in this country will result in the release into waterways of

104 tons of chemical additives pollution.

*The Mismanaged Waste Index is the share of plastic waste generated by a country that is mismanaged

Azerbaijan

Overshoot Day, or the date when the amount of plastic waste outweighs this country's ability to manage it, with environmental pollution occurring as a result, is:

12 February 2025

Plastic Overshoot Day is determined by a country's Mismanaged Waste Index*, which in this case is...

88.04%

In 2024, the world will experience **117 days** of plastic overshoot. This country will contribute to this overshoot by

5 hours 60 minutes

The Mismanaged Waste Index, or MWI, is

Very high

The expected mismanaged waste in 2024 will be

122 146 tons of plastic

The country's annual per capita plastic waste production is

13 kg per capita per year

which is considered

Low

The total plastic waste produced in this country is

138 746 tons of plastic

The amount of plastic waste EXPORTED by the country is

1 538 tons of plastic

which represents

1.1% of its total waste

This relative export is considered

Medium

The amount of plastic waste IMPORTED by the country is

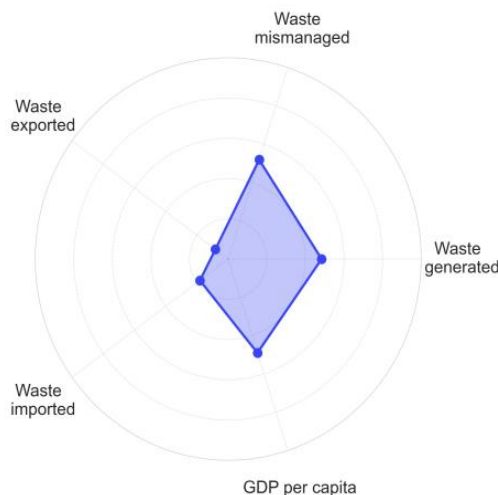
7 930 tons of plastic

which represents

5.6% of its total waste

This relative import is considered

High



As per the Plastic Overshoot Day archetypes, this country is classified as one of:

The Low-Waste-Producing Polluters

Despite their low waste production levels, the Low-Waste-Producing Polluters contribute to plastic pollution levels due to their poor waste management practices. Depending on the size of the population, some countries can be large contributors to the global pollution.

Recommendations for driving necessary changes to mitigate plastic pollution and postpone the Overshoot Day in this country:

Develop local waste management infrastructure.

Invest in waste management policies like EPR.



Plastic pollution is caused not only by the improper disposal of plastic products but also by the release of primary microplastics from sources such as tire abrasion, shedding of textile fibers, pellets production and paint. It is expected that in 2024 this country will be responsible for releasing into the environment an average of

4 095 tons of microplastics in waterways.



In addition, plastic production and processing involve the use of additives, which can have harmful impacts on ecosystems and human health if they leak into the environment due to waste mismanagement. It is anticipated that in 2024, plastic waste mismanagement in this country will result in the release into waterways of

518 tons of chemical additives pollution.

*The Mismanaged Waste Index is the share of plastic waste generated by a country that is mismanaged

Bahamas

Overshoot Day, or the date when the amount of plastic waste outweighs this country's ability to manage it, with environmental pollution occurring as a result, is:

14 October 2025

Plastic Overshoot Day is determined by a country's Mismanaged Waste Index*, which in this case is...

21.22%

In 2024, the world will experience **117 days** of plastic overshoot. This country will contribute to this overshoot by

4 minutes

The Mismanaged Waste Index, or MWI, is

Medium

The expected mismanaged waste in 2024 will be

1 817 tons of plastic

The country's annual per capita plastic waste production is

21 kg per capita per year

which is considered

Medium

The total plastic waste produced in this country is

8 562 tons of plastic

The amount of plastic waste EXPORTED by the country is

47 tons of plastic

which represents

0.5% of its total waste

This relative export is considered

Low

The amount of plastic waste IMPORTED by the country is

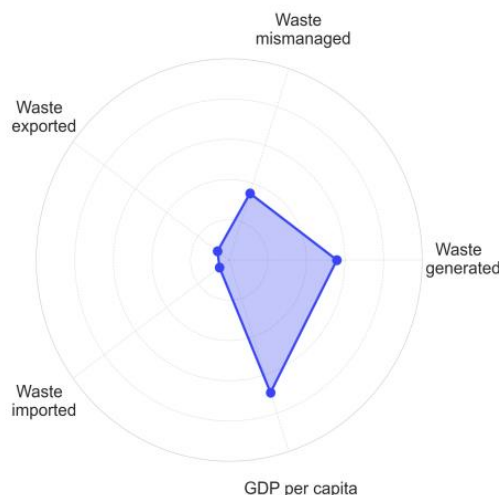
22 tons of plastic

which represents

0.3% of its total waste

This relative import is considered

Low



As per the Plastic Overshoot Day archetypes, this country is classified as one of:

The Self-Sustainers

The Self-Sustainers are moderate plastic waste generators per capita that can to some extent manage their waste internally, although improvements are needed for some of them.

Recommendations for driving necessary changes to mitigate plastic pollution and postpone the Overshoot Day in this country:

Reduce plastic production and use.

Develop local waste management infrastructure.

Become circular.



Plastic pollution is caused not only by the improper disposal of plastic products but also by the release of primary microplastics from sources such as tire abrasion, shedding of textile fibers, pellets production and paint. It is expected that in 2024 this country will be responsible for releasing into the environment an average of

1 193 tons of microplastics in waterways.



In addition, plastic production and processing involve the use of additives, which can have harmful impacts on ecosystems and human health if they leak into the environment due to waste mismanagement. It is anticipated that in 2024, plastic waste mismanagement in this country will result in the release into waterways of

8 tons of chemical additives pollution.

*The Mismanaged Waste Index is the share of plastic waste generated by a country that is mismanaged

Bahrain

Overshoot Day, or the date when the amount of plastic waste outweighs this country's ability to manage it, with environmental pollution occurring as a result, is:

07 April 2025

Plastic Overshoot Day is determined by a country's Mismanaged Waste Index*, which in this case is...

73.16%

In 2024, the world will experience **117 days** of plastic overshoot. This country will contribute to this overshoot by

4 hours 11 minutes

The Mismanaged Waste Index, or MWI, is

Very high

The expected mismanaged waste in 2024 will be

102 559 tons of plastic

The country's annual per capita plastic waste production is

96 kg per capita per year

which is considered

High

The total plastic waste produced in this country is

140 177 tons of plastic

The amount of plastic waste EXPORTED by the country is

1 725 tons of plastic

which represents

1.2% of its total waste

This relative export is considered

Medium

The amount of plastic waste IMPORTED by the country is

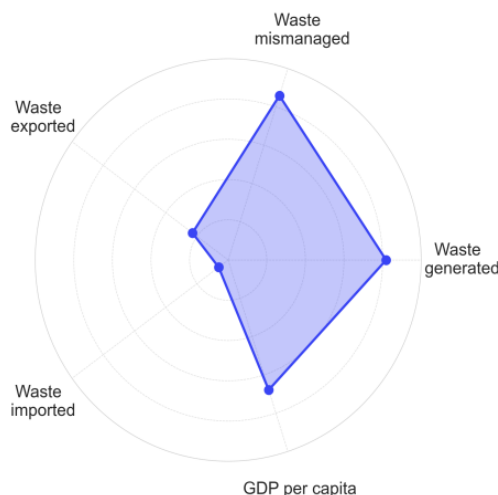
72 tons of plastic

which represents

0.1% of its total waste

This relative import is considered

Low



As per the Plastic Overshoot Day archetypes, this country is classified as one of:

The Toxic Waste Producers

The Toxic Waste Producers are high plastic waste generators, with waste that is mismanaged at high levels. Some of these countries export their waste to places that do not have proper waste management infrastructure. Plastic pollution in many countries is impacted by waste that was mismanaged after being received from Toxic Waste Producers.

Recommendations for driving necessary changes to mitigate plastic pollution and postpone the Overshoot Day in this country:

Reduce plastic production and use.

Develop local waste management infrastructure.

Become circular.



Plastic pollution is caused not only by the improper disposal of plastic products but also by the release of primary microplastics from sources such as tire abrasion, shedding of textile fibers, pellets production and paint. It is expected that in 2024 this country will be responsible for releasing into the environment an average of

1 825 tons of microplastics in waterways.



In addition, plastic production and processing involve the use of additives, which can have harmful impacts on ecosystems and human health if they leak into the environment due to waste mismanagement. It is anticipated that in 2024, plastic waste mismanagement in this country will result in the release into waterways of

435 tons of chemical additives pollution.

*The Mismanaged Waste Index is the share of plastic waste generated by a country that is mismanaged

Bangladesh

Overshoot Day, or the date when the amount of plastic waste outweighs this country's ability to manage it, with environmental pollution occurring as a result, is:

01 March 2025

Plastic Overshoot Day is determined by a country's Mismanaged Waste Index*, which in this case is...

83.48%

In 2024, the world will experience **117 days** of plastic overshoot. This country will contribute to this overshoot by

2 days 2 hours 41 minutes

The Mismanaged Waste Index, or MWI, is

Very high

The expected mismanaged waste in 2024 will be

1 215 792 tons of plastic

The country's annual per capita plastic waste production is

9 kg per capita per year

which is considered

Low

The total plastic waste produced in this country is

1 456 371 tons of plastic

The amount of plastic waste EXPORTED by the country is

18 513 tons of plastic

which represents

1.2% of its total waste

This relative export is considered

Medium

The amount of plastic waste IMPORTED by the country is

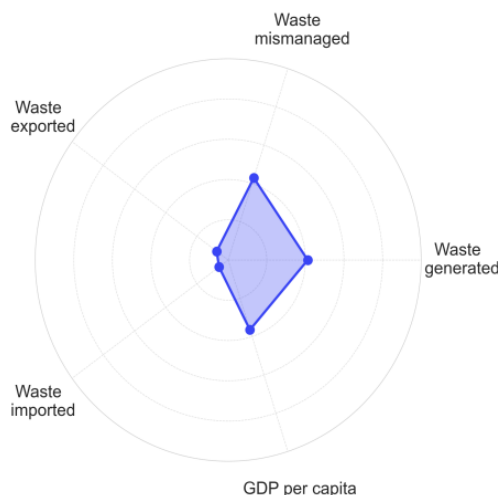
6 492 tons of plastic

which represents

0.4% of its total waste

This relative import is considered

Low



As per the Plastic Overshoot Day archetypes, this country is classified as one of:

The Low-Waste-Producing Polluters

Despite their low waste production levels, the Low-Waste-Producing Polluters contribute to plastic pollution levels due to their poor waste management practices. Depending on the size of the population, some countries can be large contributors to the global pollution.

Recommendations for driving necessary changes to mitigate plastic pollution and postpone the Overshoot Day in this country:

Develop local waste management infrastructure.

Invest in waste management policies like EPR.



Plastic pollution is caused not only by the improper disposal of plastic products but also by the release of primary microplastics from sources such as tire abrasion, shedding of textile fibers, pellets production and paint. It is expected that in 2024 this country will be responsible for releasing into the environment an average of

40 909 tons of microplastics in waterways.



In addition, plastic production and processing involve the use of additives, which can have harmful impacts on ecosystems and human health if they leak into the environment due to waste mismanagement. It is anticipated that in 2024, plastic waste mismanagement in this country will result in the release into waterways of

5 151 tons of chemical additives pollution.

*The Mismanaged Waste Index is the share of plastic waste generated by a country that is mismanaged

Barbados

Overshoot Day, or the date when the amount of plastic waste outweighs this country's ability to manage it, with environmental pollution occurring as a result, is:

14 November 2025

Plastic Overshoot Day is determined by a country's Mismanaged Waste Index*, which in this case is...

12.82%

In 2024, the world will experience **117 days** of plastic overshoot. This country will contribute to this overshoot by

5 minutes

The Mismanaged Waste Index, or MWI, is

Medium

The expected mismanaged waste in 2024 will be

1 959 tons of plastic

The country's annual per capita plastic waste production is

54 kg per capita per year

which is considered

High

The total plastic waste produced in this country is

15 282 tons of plastic

The amount of plastic waste EXPORTED by the country is

1 361 tons of plastic

which represents

8.7% of its total waste

This relative export is considered

High

The amount of plastic waste IMPORTED by the country is

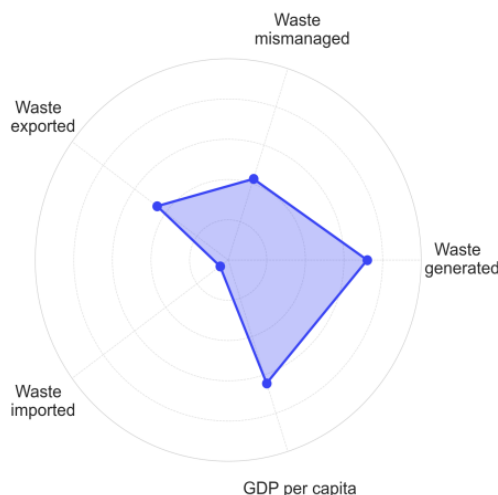
3 tons of plastic

which represents

0.0% of its total waste

This relative import is considered

Low



As per the Plastic Overshoot Day archetypes, this country is classified as one of:

The Overloaders

The Overloaders are high plastic waste generators, who export a significant amount of their waste. Their waste is well managed. Unlike the similarly high-consuming Transactors, the Overloaders import less waste than they export. This imbalance therefore overloads the waste management systems of other countries, likely creating mismanagement issues in countries where Overloaders send their plastic waste.

Recommendations for driving necessary changes to mitigate plastic pollution and postpone the Overshoot Day in this country:

Reduce plastic consumption.

Become circular.



Plastic pollution is caused not only by the improper disposal of plastic products but also by the release of primary microplastics from sources such as tire abrasion, shedding of textile fibers, pellets production and paint. It is expected that in 2024 this country will be responsible for releasing into the environment an average of

1 093 tons of microplastics in waterways.



In addition, plastic production and processing involve the use of additives, which can have harmful impacts on ecosystems and human health if they leak into the environment due to waste mismanagement. It is anticipated that in 2024, plastic waste mismanagement in this country will result in the release into waterways of

8 tons of chemical additives pollution.

*The Mismanaged Waste Index is the share of plastic waste generated by a country that is mismanaged

Belarus

Overshoot Day, or the date when the amount of plastic waste outweighs this country's ability to manage it, with environmental pollution occurring as a result, is:

28 September 2025

Plastic Overshoot Day is determined by a country's Mismanaged Waste Index*, which in this case is...

25.65%

In 2024, the world will experience **117 days** of plastic overshoot. This country will contribute to this overshoot by

2 hours 9 minutes

The Mismanaged Waste Index, or MWI, is

Medium

The expected mismanaged waste in 2024 will be

52 792 tons of plastic

The country's annual per capita plastic waste production is

21 kg per capita per year

which is considered

Medium

The total plastic waste produced in this country is

205 826 tons of plastic

The amount of plastic waste EXPORTED by the country is

16 258 tons of plastic

which represents

7.7% of its total waste

This relative export is considered

High

The amount of plastic waste IMPORTED by the country is

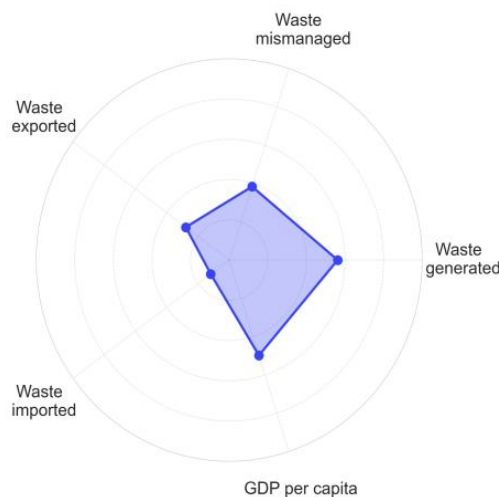
3 313 tons of plastic

which represents

1.6% of its total waste

This relative import is considered

Medium



As per the Plastic Overshoot Day archetypes, this country is classified as one of:

The Self-Sustainers

The Self-Sustainers are moderate plastic waste generators per capita that can to some extent manage their waste internally, although improvements are needed for some of them.

Recommendations for driving necessary changes to mitigate plastic pollution and postpone the Overshoot Day in this country:

Reduce plastic production and use.

Develop local waste management infrastructure.

Become circular.



Plastic pollution is caused not only by the improper disposal of plastic products but also by the release of primary microplastics from sources such as tire abrasion, shedding of textile fibers, pellets production and paint. It is expected that in 2024 this country will be responsible for releasing into the environment an average of

3 706 tons of microplastics in waterways.



In addition, plastic production and processing involve the use of additives, which can have harmful impacts on ecosystems and human health if they leak into the environment due to waste mismanagement. It is anticipated that in 2024, plastic waste mismanagement in this country will result in the release into waterways of

224 tons of chemical additives pollution.

*The Mismanaged Waste Index is the share of plastic waste generated by a country that is mismanaged

Belgium

Overshoot Day, or the date when the amount of plastic waste outweighs this country's ability to manage it, with environmental pollution occurring as a result, is:

09 December 2025

Plastic Overshoot Day is determined by a country's Mismanaged Waste Index*, which in this case is...

6.00%

In 2024, the world will experience **117 days** of plastic overshoot. This country will contribute to this overshoot by

4 hours 12 minutes

The Mismanaged Waste Index, or MWI, is

Low

The expected mismanaged waste in 2024 will be

102 920 tons of plastic

The country's annual per capita plastic waste production is

148 kg per capita per year

which is considered

Very high

The total plastic waste produced in this country is

1 715 353 tons of plastic

The amount of plastic waste EXPORTED by the country is

373 902 tons of plastic

which represents

21.3% of its total waste

This relative export is considered

Very high

The amount of plastic waste IMPORTED by the country is

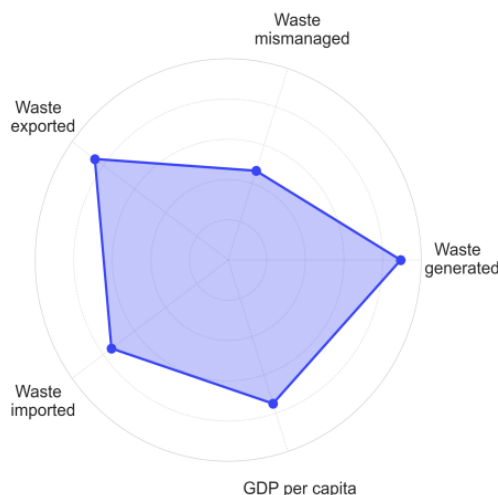
229 961 tons of plastic

which represents

13.1% of its total waste

This relative import is considered

Very high



As per the Plastic Overshoot Day archetypes, this country is classified as one of:

The Overloaders

The Overloaders are high plastic waste generators, who export a significant amount of their waste. Their waste is well managed. Unlike the similarly high-consuming Transactors, the Overloaders import less waste than they export. This imbalance therefore overloads the waste management systems of other countries, likely creating mismanagement issues in countries where Overloaders send their plastic waste.

Recommendations for driving necessary changes to mitigate plastic pollution and postpone the Overshoot Day in this country:

Reduce plastic consumption.

Become circular.



Plastic pollution is caused not only by the improper disposal of plastic products but also by the release of primary microplastics from sources such as tire abrasion, shedding of textile fibers, pellets production and paint. It is expected that in 2024 this country will be responsible for releasing into the environment an average of

19 599 tons of microplastics in waterways.



In addition, plastic production and processing involve the use of additives, which can have harmful impacts on ecosystems and human health if they leak into the environment due to waste mismanagement. It is anticipated that in 2024, plastic waste mismanagement in this country will result in the release into waterways of

436 tons of chemical additives pollution.

*The Mismanaged Waste Index is the share of plastic waste generated by a country that is mismanaged

Belize

Overshoot Day, or the date when the amount of plastic waste outweighs this country's ability to manage it, with environmental pollution occurring as a result, is:

31 May 2025

Plastic Overshoot Day is determined by a country's Mismanaged Waste Index*, which in this case is...

58.55%

In 2024, the world will experience **117 days** of plastic overshoot. This country will contribute to this overshoot by

25 minutes

The Mismanaged Waste Index, or MWI, is

High

The expected mismanaged waste in 2024 will be

10 264 tons of plastic

The country's annual per capita plastic waste production is

44 kg per capita per year

which is considered

Medium

The total plastic waste produced in this country is

17 531 tons of plastic

The amount of plastic waste EXPORTED by the country is

983 tons of plastic

which represents

5.5% of its total waste

This relative export is considered

High

The amount of plastic waste IMPORTED by the country is

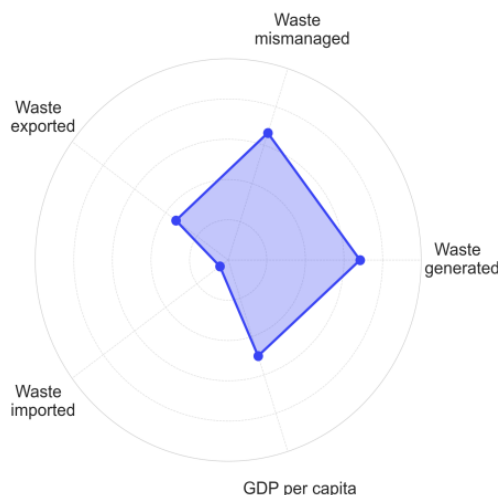
6 tons of plastic

which represents

0.0% of its total waste

This relative import is considered

Low



As per the Plastic Overshoot Day archetypes, this country is classified as one of:

The Moderate Polluters

On average, the Moderate Polluters tend to have a medium plastic waste generation level. Half of them export some of their waste. These countries do not effectively manage their waste and negative environmental impacts result both domestically and in the countries receiving the waste.

Recommendations for driving necessary changes to mitigate plastic pollution and postpone the Overshoot Day in this country:

Develop local waste management infrastructure.

Reduce plastic production and use.

Invest in waste management policies like EPR.



Plastic pollution is caused not only by the improper disposal of plastic products but also by the release of primary microplastics from sources such as tire abrasion, shedding of textile fibers, pellets production and paint. It is expected that in 2024 this country will be responsible for releasing into the environment an average of

510 tons of microplastics in waterways.



In addition, plastic production and processing involve the use of additives, which can have harmful impacts on ecosystems and human health if they leak into the environment due to waste mismanagement. It is anticipated that in 2024, plastic waste mismanagement in this country will result in the release into waterways of

44 tons of chemical additives pollution.

*The Mismanaged Waste Index is the share of plastic waste generated by a country that is mismanaged

Benin

Overshoot Day, or the date when the amount of plastic waste outweighs this country's ability to manage it, with environmental pollution occurring as a result, is:

21 February 2025

Plastic Overshoot Day is determined by a country's Mismanaged Waste Index*, which in this case is...

85.63%

In 2024, the world will experience **117 days** of plastic overshoot. This country will contribute to this overshoot by

2 hours 3 minutes

The Mismanaged Waste Index, or MWI, is

Very high

The expected mismanaged waste in 2024 will be

50 046 tons of plastic

The country's annual per capita plastic waste production is

4 kg per capita per year

which is considered

Low

The total plastic waste produced in this country is

58 442 tons of plastic

The amount of plastic waste EXPORTED by the country is

267 tons of plastic

which represents

0.4% of its total waste

This relative export is considered

Low

The amount of plastic waste IMPORTED by the country is

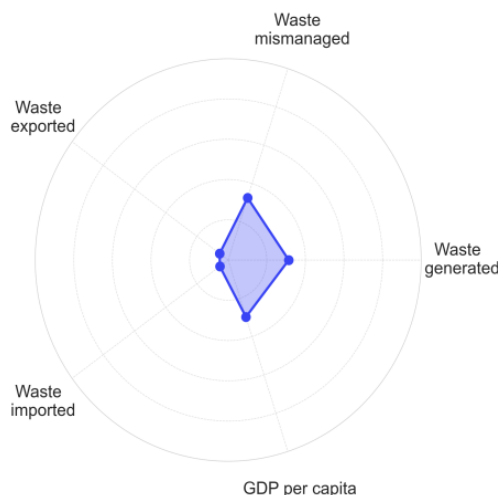
200 tons of plastic

which represents

0.3% of its total waste

This relative import is considered

Low



As per the Plastic Overshoot Day archetypes, this country is classified as one of:

The Low-Waste-Producing Polluters

Despite their low waste production levels, the Low-Waste-Producing Polluters contribute to plastic pollution levels due to their poor waste management practices. Depending on the size of the population, some countries can be large contributors to the global pollution.

Recommendations for driving necessary changes to mitigate plastic pollution and postpone the Overshoot Day in this country:

Develop local waste management infrastructure.

Invest in waste management policies like EPR.



Plastic pollution is caused not only by the improper disposal of plastic products but also by the release of primary microplastics from sources such as tire abrasion, shedding of textile fibers, pellets production and paint. It is expected that in 2024 this country will be responsible for releasing into the environment an average of

1 305 tons of microplastics in waterways.



In addition, plastic production and processing involve the use of additives, which can have harmful impacts on ecosystems and human health if they leak into the environment due to waste mismanagement. It is anticipated that in 2024, plastic waste mismanagement in this country will result in the release into waterways of

212 tons of chemical additives pollution.

*The Mismanaged Waste Index is the share of plastic waste generated by a country that is mismanaged

Bermuda

Overshoot Day, or the date when the amount of plastic waste outweighs this country's ability to manage it, with environmental pollution occurring as a result, is:

26 December 2025

Plastic Overshoot Day is determined by a country's Mismanaged Waste Index*, which in this case is...

1.32%

In 2024, the world will experience **117 days** of plastic overshoot. This country will contribute to this overshoot by

0 minutes

The Mismanaged Waste Index, or MWI, is

Low

The expected mismanaged waste in 2024 will be

37 tons of plastic

The country's annual per capita plastic waste production is

43 kg per capita per year

which is considered

Medium

The total plastic waste produced in this country is

2 763 tons of plastic

The amount of plastic waste EXPORTED by the country is

0 tons of plastic

which represents

0.0% of its total waste

This relative export is considered

Low

The amount of plastic waste IMPORTED by the country is

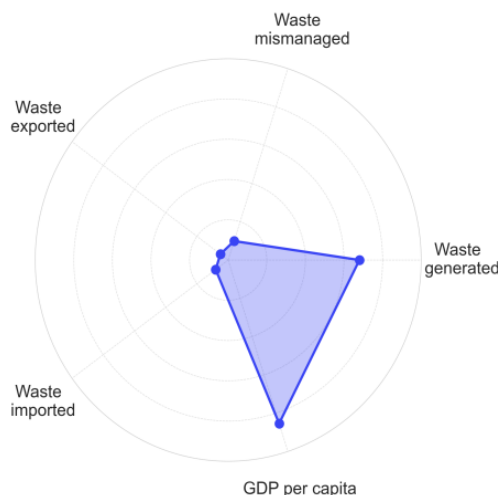
9 tons of plastic

which represents

0.3% of its total waste

This relative import is considered

Low



As per the Plastic Overshoot Day archetypes, this country is classified as one of:

The Overloaders

The Overloaders are high plastic waste generators, who export a significant amount of their waste. Their waste is well managed. Unlike the similarly high-consuming Transactors, the Overloaders import less waste than they export. This imbalance therefore overloads the waste management systems of other countries, likely creating mismanagement issues in countries where Overloaders send their plastic waste.

Recommendations for driving necessary changes to mitigate plastic pollution and postpone the Overshoot Day in this country:

Reduce plastic consumption.

Become circular.



Plastic pollution is caused not only by the improper disposal of plastic products but also by the release of primary microplastics from sources such as tire abrasion, shedding of textile fibers, pellets production and paint. It is expected that in 2024 this country will be responsible for releasing into the environment an average of

1 057 tons of microplastics in waterways.



In addition, plastic production and processing involve the use of additives, which can have harmful impacts on ecosystems and human health if they leak into the environment due to waste mismanagement. It is anticipated that in 2024, plastic waste mismanagement in this country will result in the release into waterways of

0 tons of chemical additives pollution.

*The Mismanaged Waste Index is the share of plastic waste generated by a country that is mismanaged

Bhutan

Overshoot Day, or the date when the amount of plastic waste outweighs this country's ability to manage it, with environmental pollution occurring as a result, is:

20 March 2025

Plastic Overshoot Day is determined by a country's Mismanaged Waste Index*, which in this case is...

78.11%

In 2024, the world will experience **117 days** of plastic overshoot. This country will contribute to this overshoot by

20 minutes

The Mismanaged Waste Index, or MWI, is

Very high

The expected mismanaged waste in 2024 will be

8 155 tons of plastic

The country's annual per capita plastic waste production is

13 kg per capita per year

which is considered

Low

The total plastic waste produced in this country is

10 441 tons of plastic

The amount of plastic waste EXPORTED by the country is

0 tons of plastic

which represents

0.0% of its total waste

This relative export is considered

Low

The amount of plastic waste IMPORTED by the country is

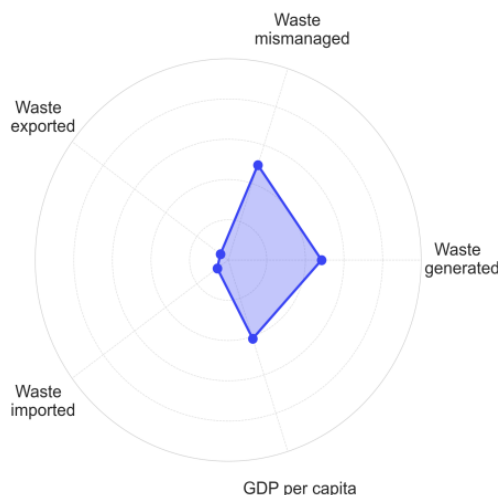
71 tons of plastic

which represents

0.7% of its total waste

This relative import is considered

Low



As per the Plastic Overshoot Day archetypes, this country is classified as one of:

The Low-Waste-Producing Polluters

Despite their low waste production levels, the Low-Waste-Producing Polluters contribute to plastic pollution levels due to their poor waste management practices. Depending on the size of the population, some countries can be large contributors to the global pollution.

Recommendations for driving necessary changes to mitigate plastic pollution and postpone the Overshoot Day in this country:

Develop local waste management infrastructure.

Invest in waste management policies like EPR.



Plastic pollution is caused not only by the improper disposal of plastic products but also by the release of primary microplastics from sources such as tire abrasion, shedding of textile fibers, pellets production and paint. It is expected that in 2024 this country will be responsible for releasing into the environment an average of

343 tons of microplastics in waterways.



In addition, plastic production and processing involve the use of additives, which can have harmful impacts on ecosystems and human health if they leak into the environment due to waste mismanagement. It is anticipated that in 2024, plastic waste mismanagement in this country will result in the release into waterways of

35 tons of chemical additives pollution.

*The Mismanaged Waste Index is the share of plastic waste generated by a country that is mismanaged

Bolivia

Overshoot Day, or the date when the amount of plastic waste outweighs this country's ability to manage it, with environmental pollution occurring as a result, is:

13 May 2025

Plastic Overshoot Day is determined by a country's Mismanaged Waste Index*, which in this case is...

63.56%

In 2024, the world will experience **117 days** of plastic overshoot. This country will contribute to this overshoot by

5 hours 59 minutes

The Mismanaged Waste Index, or MWI, is

Very high

The expected mismanaged waste in 2024 will be

121 761 tons of plastic

The country's annual per capita plastic waste production is

16 kg per capita per year

which is considered

Medium

The total plastic waste produced in this country is

191 580 tons of plastic

The amount of plastic waste EXPORTED by the country is

1 841 tons of plastic

which represents

0.9% of its total waste

This relative export is considered

Low

The amount of plastic waste IMPORTED by the country is

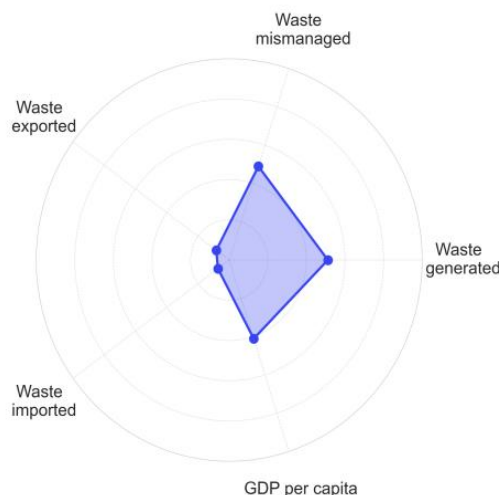
1 223 tons of plastic

which represents

0.6% of its total waste

This relative import is considered

Low



As per the Plastic Overshoot Day archetypes, this country is classified as one of:

The Moderate Polluters

On average, the Moderate Polluters tend to have a medium plastic waste generation level. Half of them export some of their waste. These countries do not effectively manage their waste and negative environmental impacts result both domestically and in the countries receiving the waste.

Recommendations for driving necessary changes to mitigate plastic pollution and postpone the Overshoot Day in this country:

Develop local waste management infrastructure.

Reduce plastic production and use.

Invest in waste management policies like EPR.



Plastic pollution is caused not only by the improper disposal of plastic products but also by the release of primary microplastics from sources such as tire abrasion, shedding of textile fibers, pellets production and paint. It is expected that in 2024 this country will be responsible for releasing into the environment an average of

1 925 tons of microplastics in waterways.



In addition, plastic production and processing involve the use of additives, which can have harmful impacts on ecosystems and human health if they leak into the environment due to waste mismanagement. It is anticipated that in 2024, plastic waste mismanagement in this country will result in the release into waterways of

516 tons of chemical additives pollution.

*The Mismanaged Waste Index is the share of plastic waste generated by a country that is mismanaged

Bosnia and Herzegovina

Overshoot Day, or the date when the amount of plastic waste outweighs this country's ability to manage it, with environmental pollution occurring as a result, is:

23 May 2025

Plastic Overshoot Day is determined by a country's Mismanaged Waste Index*, which in this case is...

60.56%

In 2024, the world will experience **117 days** of plastic overshoot. This country will contribute to this overshoot by

2 hours 17 minutes

The Mismanaged Waste Index, or MWI, is

Very high

The expected mismanaged waste in 2024 will be

55 892 tons of plastic

The country's annual per capita plastic waste production is

28 kg per capita per year

which is considered

Medium

The total plastic waste produced in this country is

92 290 tons of plastic

The amount of plastic waste EXPORTED by the country is

5 572 tons of plastic

which represents

5.9% of its total waste

This relative export is considered

High

The amount of plastic waste IMPORTED by the country is

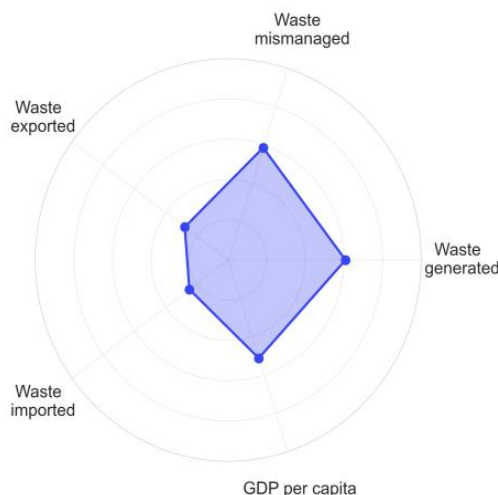
4 484 tons of plastic

which represents

4.8% of its total waste

This relative import is considered

High



As per the Plastic Overshoot Day archetypes, this country is classified as one of:

The Moderate Polluters

On average, the Moderate Polluters tend to have a medium plastic waste generation level. Half of them export some of their waste. These countries do not effectively manage their waste and negative environmental impacts result both domestically and in the countries receiving the waste.

Recommendations for driving necessary changes to mitigate plastic pollution and postpone the Overshoot Day in this country:

Develop local waste management infrastructure.

Reduce plastic production and use.

Invest in waste management policies like EPR.



Plastic pollution is caused not only by the improper disposal of plastic products but also by the release of primary microplastics from sources such as tire abrasion, shedding of textile fibers, pellets production and paint. It is expected that in 2024 this country will be responsible for releasing into the environment an average of

1 190 tons of microplastics in waterways.



In addition, plastic production and processing involve the use of additives, which can have harmful impacts on ecosystems and human health if they leak into the environment due to waste mismanagement. It is anticipated that in 2024, plastic waste mismanagement in this country will result in the release into waterways of

237 tons of chemical additives pollution.

*The Mismanaged Waste Index is the share of plastic waste generated by a country that is mismanaged

Botswana

Overshoot Day, or the date when the amount of plastic waste outweighs this country's ability to manage it, with environmental pollution occurring as a result, is:

24 January 2025

Plastic Overshoot Day is determined by a country's Mismanaged Waste Index*, which in this case is...

93.34%

In 2024, the world will experience **117 days** of plastic overshoot. This country will contribute to this overshoot by

2 hours 3 minutes

The Mismanaged Waste Index, or MWI, is

Very high

The expected mismanaged waste in 2024 will be

50 319 tons of plastic

The country's annual per capita plastic waste production is

21 kg per capita per year

which is considered

Medium

The total plastic waste produced in this country is

53 910 tons of plastic

The amount of plastic waste EXPORTED by the country is

810 tons of plastic

which represents

1.5% of its total waste

This relative export is considered

Medium

The amount of plastic waste IMPORTED by the country is

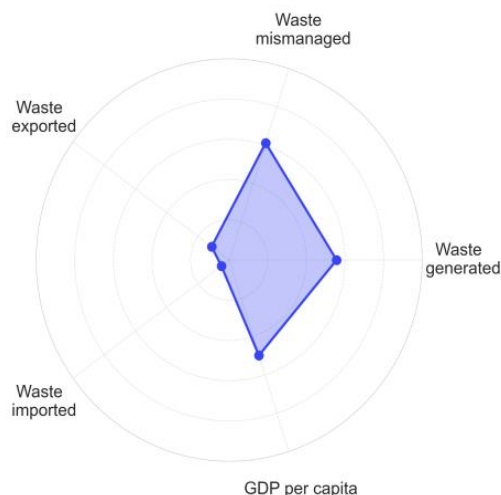
1 tons of plastic

which represents

0.0% of its total waste

This relative import is considered

Low



As per the Plastic Overshoot Day archetypes, this country is classified as one of:

The Low-Waste-Producing Polluters

Despite their low waste production levels, the Low-Waste-Producing Polluters contribute to plastic pollution levels due to their poor waste management practices. Depending on the size of the population, some countries can be large contributors to the global pollution.

Recommendations for driving necessary changes to mitigate plastic pollution and postpone the Overshoot Day in this country:

Develop local waste management infrastructure.

Invest in waste management policies like EPR.



Plastic pollution is caused not only by the improper disposal of plastic products but also by the release of primary microplastics from sources such as tire abrasion, shedding of textile fibers, pellets production and paint. It is expected that in 2024 this country will be responsible for releasing into the environment an average of

782 tons of microplastics in waterways.



In addition, plastic production and processing involve the use of additives, which can have harmful impacts on ecosystems and human health if they leak into the environment due to waste mismanagement. It is anticipated that in 2024, plastic waste mismanagement in this country will result in the release into waterways of

213 tons of chemical additives pollution.

*The Mismanaged Waste Index is the share of plastic waste generated by a country that is mismanaged

Brazil

Overshoot Day, or the date when the amount of plastic waste outweighs this country's ability to manage it, with environmental pollution occurring as a result, is:

07 August 2025

Plastic Overshoot Day is determined by a country's Mismanaged Waste Index*, which in this case is...

39.79%

In 2024, the world will experience **117 days** of plastic overshoot. This country will contribute to this overshoot by

4 days 12 hours 29 minutes

The Mismanaged Waste Index, or MWI, is

High

The expected mismanaged waste in 2024 will be

2 654 307 tons of plastic

The country's annual per capita plastic waste production is

31 kg per capita per year

which is considered

Medium

The total plastic waste produced in this country is

6 670 722 tons of plastic

The amount of plastic waste EXPORTED by the country is

2 508 tons of plastic

which represents

0.0% of its total waste

This relative export is considered

Low

The amount of plastic waste IMPORTED by the country is

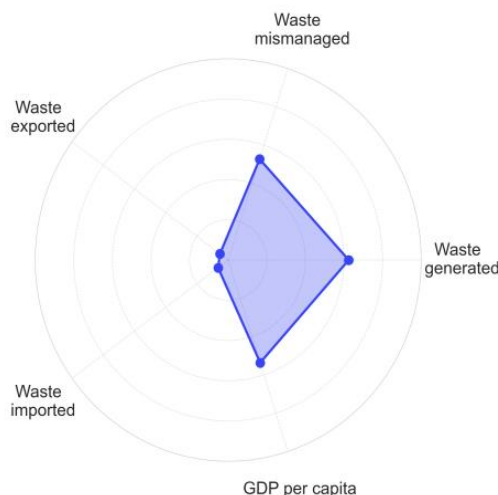
14 163 tons of plastic

which represents

0.2% of its total waste

This relative import is considered

Low



As per the Plastic Overshoot Day archetypes, this country is classified as one of:

The Self-Sustainers

The Self-Sustainers are moderate plastic waste generators per capita that can to some extent manage their waste internally, although improvements are needed for some of them.

Recommendations for driving necessary changes to mitigate plastic pollution and postpone the Overshoot Day in this country:

Reduce plastic production and use.

Develop local waste management infrastructure.

Become circular.



Plastic pollution is caused not only by the improper disposal of plastic products but also by the release of primary microplastics from sources such as tire abrasion, shedding of textile fibers, pellets production and paint. It is expected that in 2024 this country will be responsible for releasing into the environment an average of

49 717 tons of microplastics in waterways.



In addition, plastic production and processing involve the use of additives, which can have harmful impacts on ecosystems and human health if they leak into the environment due to waste mismanagement. It is anticipated that in 2024, plastic waste mismanagement in this country will result in the release into waterways of

11 246 tons of chemical additives pollution.

*The Mismanaged Waste Index is the share of plastic waste generated by a country that is mismanaged

British Virgin Islands

Overshoot Day, or the date when the amount of plastic waste outweighs this country's ability to manage it, with environmental pollution occurring as a result, is:

07 October 2025

Plastic Overshoot Day is determined by a country's Mismanaged Waste Index*, which in this case is...

23.05%

In 2024, the world will experience **117 days** of plastic overshoot. This country will contribute to this overshoot by

1 minutes

The Mismanaged Waste Index, or MWI, is

Medium

The expected mismanaged waste in 2024 will be

219 tons of plastic

The country's annual per capita plastic waste production is

31 kg per capita per year

which is considered

Medium

The total plastic waste produced in this country is

952 tons of plastic

The amount of plastic waste EXPORTED by the country is

11 tons of plastic

which represents

1.2% of its total waste

This relative export is considered

Medium

The amount of plastic waste IMPORTED by the country is

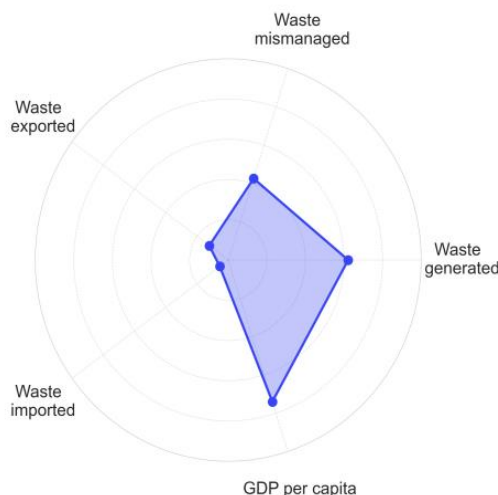
1 tons of plastic

which represents

0.1% of its total waste

This relative import is considered

Low



As per the Plastic Overshoot Day archetypes, this country is classified as one of:

The Self-Sustainers

The Self-Sustainers are moderate plastic waste generators per capita that can to some extent manage their waste internally, although improvements are needed for some of them.

Recommendations for driving necessary changes to mitigate plastic pollution and postpone the Overshoot Day in this country:

Reduce plastic production and use.

Develop local waste management infrastructure.

Become circular.



Plastic pollution is caused not only by the improper disposal of plastic products but also by the release of primary microplastics from sources such as tire abrasion, shedding of textile fibers, pellets production and paint. It is expected that in 2024 this country will be responsible for releasing into the environment an average of

1 032 tons of microplastics in waterways.



In addition, plastic production and processing involve the use of additives, which can have harmful impacts on ecosystems and human health if they leak into the environment due to waste mismanagement. It is anticipated that in 2024, plastic waste mismanagement in this country will result in the release into waterways of

1 tons of chemical additives pollution.

*The Mismanaged Waste Index is the share of plastic waste generated by a country that is mismanaged

Brunei

Overshoot Day, or the date when the amount of plastic waste outweighs this country's ability to manage it, with environmental pollution occurring as a result, is:

09 October 2025

Plastic Overshoot Day is determined by a country's Mismanaged Waste Index*, which in this case is...

22.72%

In 2024, the world will experience **117 days** of plastic overshoot. This country will contribute to this overshoot by

11 minutes

The Mismanaged Waste Index, or MWI, is

Medium

The expected mismanaged waste in 2024 will be

4 586 tons of plastic

The country's annual per capita plastic waste production is

45 kg per capita per year

which is considered

Medium

The total plastic waste produced in this country is

20 185 tons of plastic

The amount of plastic waste EXPORTED by the country is

130 tons of plastic

which represents

0.6% of its total waste

This relative export is considered

Low

The amount of plastic waste IMPORTED by the country is

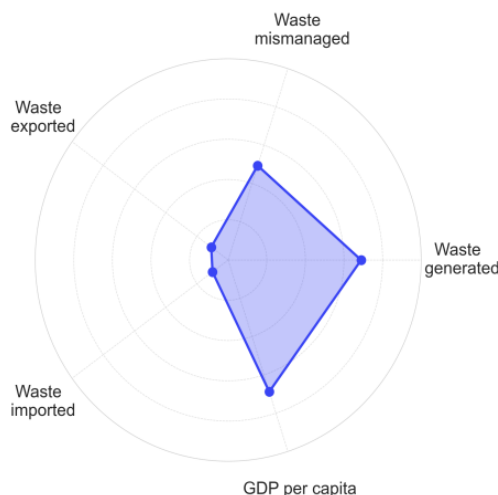
109 tons of plastic

which represents

0.5% of its total waste

This relative import is considered

Low



As per the Plastic Overshoot Day archetypes, this country is classified as one of:

The Self-Sustainers

The Self-Sustainers are moderate plastic waste generators per capita that can to some extent manage their waste internally, although improvements are needed for some of them.

Recommendations for driving necessary changes to mitigate plastic pollution and postpone the Overshoot Day in this country:

Reduce plastic production and use.

Develop local waste management infrastructure.

Become circular.



Plastic pollution is caused not only by the improper disposal of plastic products but also by the release of primary microplastics from sources such as tire abrasion, shedding of textile fibers, pellets production and paint. It is expected that in 2024 this country will be responsible for releasing into the environment an average of

1 507 tons of microplastics in waterways.



In addition, plastic production and processing involve the use of additives, which can have harmful impacts on ecosystems and human health if they leak into the environment due to waste mismanagement. It is anticipated that in 2024, plastic waste mismanagement in this country will result in the release into waterways of

19 tons of chemical additives pollution.

*The Mismanaged Waste Index is the share of plastic waste generated by a country that is mismanaged

Bulgaria

Overshoot Day, or the date when the amount of plastic waste outweighs this country's ability to manage it, with environmental pollution occurring as a result, is:

23 August 2025

Plastic Overshoot Day is determined by a country's Mismanaged Waste Index*, which in this case is...

35.48%

In 2024, the world will experience **117 days** of plastic overshoot. This country will contribute to this overshoot by

5 hours 50 minutes

The Mismanaged Waste Index, or MWI, is

High

The expected mismanaged waste in 2024 will be

118 145 tons of plastic

The country's annual per capita plastic waste production is

48 kg per capita per year

which is considered

Medium

The total plastic waste produced in this country is

332 970 tons of plastic

The amount of plastic waste EXPORTED by the country is

29 991 tons of plastic

which represents

8.8% of its total waste

This relative export is considered

High

The amount of plastic waste IMPORTED by the country is

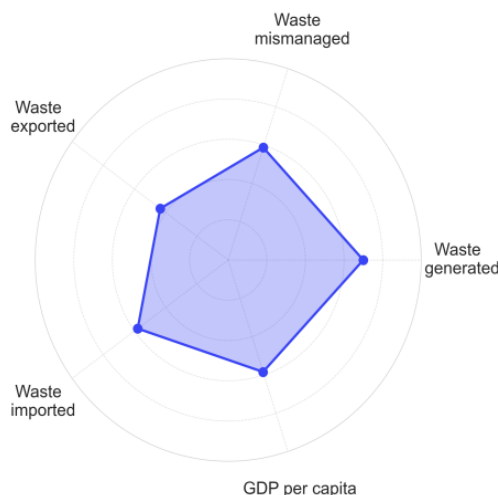
62 100 tons of plastic

which represents

18.2% of its total waste

This relative import is considered

Very high



As per the Plastic Overshoot Day archetypes, this country is classified as one of:

The Self-Sustainers

The Self-Sustainers are moderate plastic waste generators per capita that can to some extent manage their waste internally, although improvements are needed for some of them.

Recommendations for driving necessary changes to mitigate plastic pollution and postpone the Overshoot Day in this country:

Reduce plastic production and use.

Develop local waste management infrastructure.

Become circular.



Plastic pollution is caused not only by the improper disposal of plastic products but also by the release of primary microplastics from sources such as tire abrasion, shedding of textile fibers, pellets production and paint. It is expected that in 2024 this country will be responsible for releasing into the environment an average of

2 101 tons of microplastics in waterways.



In addition, plastic production and processing involve the use of additives, which can have harmful impacts on ecosystems and human health if they leak into the environment due to waste mismanagement. It is anticipated that in 2024, plastic waste mismanagement in this country will result in the release into waterways of

501 tons of chemical additives pollution.

*The Mismanaged Waste Index is the share of plastic waste generated by a country that is mismanaged

Burkina Faso

Overshoot Day, or the date when the amount of plastic waste outweighs this country's ability to manage it, with environmental pollution occurring as a result, is:

04 February 2025

Plastic Overshoot Day is determined by a country's Mismanaged Waste Index*, which in this case is...

90.26%

In 2024, the world will experience **117 days** of plastic overshoot. This country will contribute to this overshoot by

3 hours 10 minutes

The Mismanaged Waste Index, or MWI, is

Very high

The expected mismanaged waste in 2024 will be

77 284 tons of plastic

The country's annual per capita plastic waste production is

4 kg per capita per year

which is considered

Low

The total plastic waste produced in this country is

85 627 tons of plastic

The amount of plastic waste EXPORTED by the country is

1 437 tons of plastic

which represents

1.6% of its total waste

This relative export is considered

Medium

The amount of plastic waste IMPORTED by the country is

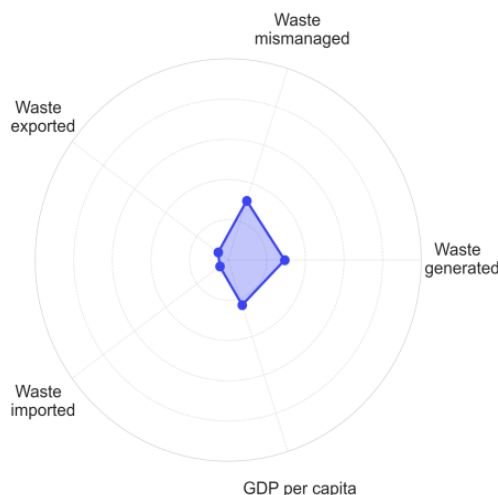
371 tons of plastic

which represents

0.4% of its total waste

This relative import is considered

Low



As per the Plastic Overshoot Day archetypes, this country is classified as one of:

The Low-Waste-Producing Polluters

Despite their low waste production levels, the Low-Waste-Producing Polluters contribute to plastic pollution levels due to their poor waste management practices. Depending on the size of the population, some countries can be large contributors to the global pollution.

Recommendations for driving necessary changes to mitigate plastic pollution and postpone the Overshoot Day in this country:

Develop local waste management infrastructure.

Invest in waste management policies like EPR.



Plastic pollution is caused not only by the improper disposal of plastic products but also by the release of primary microplastics from sources such as tire abrasion, shedding of textile fibers, pellets production and paint. It is expected that in 2024 this country will be responsible for releasing into the environment an average of

2 195 tons of microplastics in waterways.



In addition, plastic production and processing involve the use of additives, which can have harmful impacts on ecosystems and human health if they leak into the environment due to waste mismanagement. It is anticipated that in 2024, plastic waste mismanagement in this country will result in the release into waterways of

328 tons of chemical additives pollution.

*The Mismanaged Waste Index is the share of plastic waste generated by a country that is mismanaged

Burundi

Overshoot Day, or the date when the amount of plastic waste outweighs this country's ability to manage it, with environmental pollution occurring as a result, is:

02 February 2025

Plastic Overshoot Day is determined by a country's Mismanaged Waste Index*, which in this case is...

90.94%

In 2024, the world will experience **117 days** of plastic overshoot. This country will contribute to this overshoot by

1 hours 33 minutes

The Mismanaged Waste Index, or MWI, is

Very high

The expected mismanaged waste in 2024 will be

13 660 tons of plastic

The country's annual per capita plastic waste production is

1 kg per capita per year

which is considered

Low

The total plastic waste produced in this country is

15 020 tons of plastic

The amount of plastic waste EXPORTED by the country is

242 tons of plastic

which represents

1.6% of its total waste

This relative export is considered

Medium

The amount of plastic waste IMPORTED by the country is

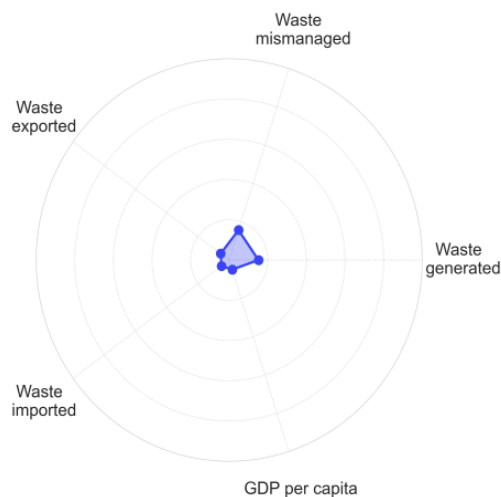
15 tons of plastic

which represents

0.1% of its total waste

This relative import is considered

Low



As per the Plastic Overshoot Day archetypes, this country is classified as one of:

The Low-Waste-Producing Polluters

Despite their low waste production levels, the Low-Waste-Producing Polluters contribute to plastic pollution levels due to their poor waste management practices. Depending on the size of the population, some countries can be large contributors to the global pollution.

Recommendations for driving necessary changes to mitigate plastic pollution and postpone the Overshoot Day in this country:

Develop local waste management infrastructure.

Invest in waste management policies like EPR.



Plastic pollution is caused not only by the improper disposal of plastic products but also by the release of primary microplastics from sources such as tire abrasion, shedding of textile fibers, pellets production and paint. It is expected that in 2024 this country will be responsible for releasing into the environment an average of

1 265 tons of microplastics in waterways.



In addition, plastic production and processing involve the use of additives, which can have harmful impacts on ecosystems and human health if they leak into the environment due to waste mismanagement. It is anticipated that in 2024, plastic waste mismanagement in this country will result in the release into waterways of

58 tons of chemical additives pollution.

*The Mismanaged Waste Index is the share of plastic waste generated by a country that is mismanaged

Cabo Verde

Overshoot Day, or the date when the amount of plastic waste outweighs this country's ability to manage it, with environmental pollution occurring as a result, is:

11 March 2025

Plastic Overshoot Day is determined by a country's Mismanaged Waste Index*, which in this case is...

80.56%

In 2024, the world will experience **117 days** of plastic overshoot. This country will contribute to this overshoot by

14 minutes

The Mismanaged Waste Index, or MWI, is

Very high

The expected mismanaged waste in 2024 will be

5 814 tons of plastic

The country's annual per capita plastic waste production is

12 kg per capita per year

which is considered

Low

The total plastic waste produced in this country is

7 217 tons of plastic

The amount of plastic waste EXPORTED by the country is

0 tons of plastic

which represents

0.0% of its total waste

This relative export is considered

Low

The amount of plastic waste IMPORTED by the country is

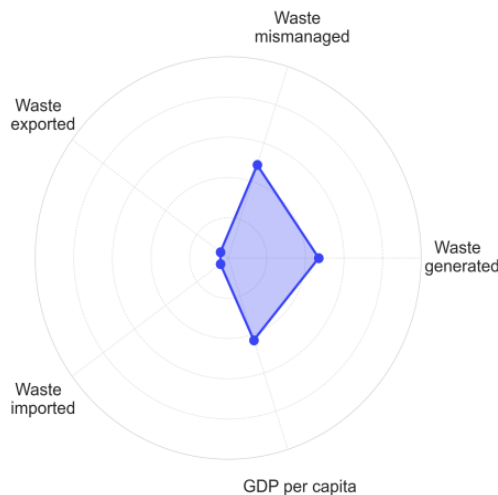
0 tons of plastic

which represents

0.0% of its total waste

This relative import is considered

Low



As per the Plastic Overshoot Day archetypes, this country is classified as one of:

The Low-Waste-Producing Polluters

Despite their low waste production levels, the Low-Waste-Producing Polluters contribute to plastic pollution levels due to their poor waste management practices. Depending on the size of the population, some countries can be large contributors to the global pollution.

Recommendations for driving necessary changes to mitigate plastic pollution and postpone the Overshoot Day in this country:

Develop local waste management infrastructure.

Invest in waste management policies like EPR.



Plastic pollution is caused not only by the improper disposal of plastic products but also by the release of primary microplastics from sources such as tire abrasion, shedding of textile fibers, pellets production and paint. It is expected that in 2024 this country will be responsible for releasing into the environment an average of

224 tons of microplastics in waterways.



In addition, plastic production and processing involve the use of additives, which can have harmful impacts on ecosystems and human health if they leak into the environment due to waste mismanagement. It is anticipated that in 2024, plastic waste mismanagement in this country will result in the release into waterways of

25 tons of chemical additives pollution.

*The Mismanaged Waste Index is the share of plastic waste generated by a country that is mismanaged

Cambodia

Overshoot Day, or the date when the amount of plastic waste outweighs this country's ability to manage it, with environmental pollution occurring as a result, is:

10 March 2025

Plastic Overshoot Day is determined by a country's Mismanaged Waste Index*, which in this case is...

80.86%

In 2024, the world will experience **117 days** of plastic overshoot. This country will contribute to this overshoot by

7 hours 24 minutes

The Mismanaged Waste Index, or MWI, is

Very high

The expected mismanaged waste in 2024 will be

181 096 tons of plastic

The country's annual per capita plastic waste production is

13 kg per capita per year

which is considered

Low

The total plastic waste produced in this country is

223 952 tons of plastic

The amount of plastic waste EXPORTED by the country is

5 308 tons of plastic

which represents

2.3% of its total waste

This relative export is considered

Medium

The amount of plastic waste IMPORTED by the country is

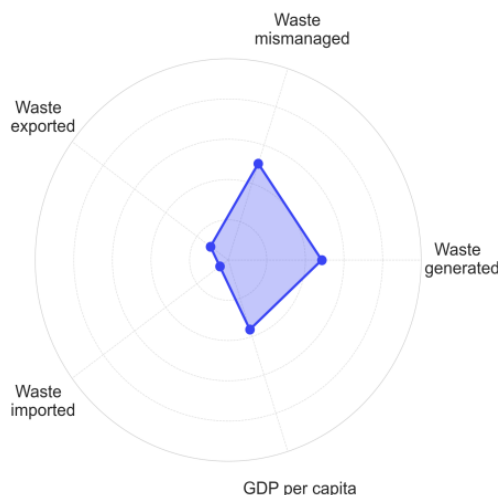
278 tons of plastic

which represents

0.1% of its total waste

This relative import is considered

Low



As per the Plastic Overshoot Day archetypes, this country is classified as one of:

The Low-Waste-Producing Polluters

Despite their low waste production levels, the Low-Waste-Producing Polluters contribute to plastic pollution levels due to their poor waste management practices. Depending on the size of the population, some countries can be large contributors to the global pollution.

Recommendations for driving necessary changes to mitigate plastic pollution and postpone the Overshoot Day in this country:

Develop local waste management infrastructure.

Invest in waste management policies like EPR.



Plastic pollution is caused not only by the improper disposal of plastic products but also by the release of primary microplastics from sources such as tire abrasion, shedding of textile fibers, pellets production and paint. It is expected that in 2024 this country will be responsible for releasing into the environment an average of

4 108 tons of microplastics in waterways.



In addition, plastic production and processing involve the use of additives, which can have harmful impacts on ecosystems and human health if they leak into the environment due to waste mismanagement. It is anticipated that in 2024, plastic waste mismanagement in this country will result in the release into waterways of

767 tons of chemical additives pollution.

*The Mismanaged Waste Index is the share of plastic waste generated by a country that is mismanaged

Cameroon

Overshoot Day, or the date when the amount of plastic waste outweighs this country's ability to manage it, with environmental pollution occurring as a result, is:

23 February 2025

Plastic Overshoot Day is determined by a country's Mismanaged Waste Index*, which in this case is...

85.19%

In 2024, the world will experience **117 days** of plastic overshoot. This country will contribute to this overshoot by

5 hours 37 minutes

The Mismanaged Waste Index, or MWI, is

Very high

The expected mismanaged waste in 2024 will be

113 149 tons of plastic

The country's annual per capita plastic waste production is

5 kg per capita per year

which is considered

Low

The total plastic waste produced in this country is

132 819 tons of plastic

The amount of plastic waste EXPORTED by the country is

869 tons of plastic

which represents

0.6% of its total waste

This relative export is considered

Low

The amount of plastic waste IMPORTED by the country is

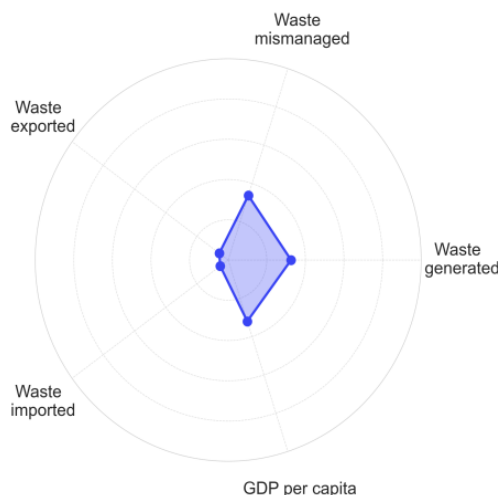
114 tons of plastic

which represents

0.1% of its total waste

This relative import is considered

Low



As per the Plastic Overshoot Day archetypes, this country is classified as one of:

The Low-Waste-Producing Polluters

Despite their low waste production levels, the Low-Waste-Producing Polluters contribute to plastic pollution levels due to their poor waste management practices. Depending on the size of the population, some countries can be large contributors to the global pollution.

Recommendations for driving necessary changes to mitigate plastic pollution and postpone the Overshoot Day in this country:

Develop local waste management infrastructure.

Invest in waste management policies like EPR.



Plastic pollution is caused not only by the improper disposal of plastic products but also by the release of primary microplastics from sources such as tire abrasion, shedding of textile fibers, pellets production and paint. It is expected that in 2024 this country will be responsible for releasing into the environment an average of

3 175 tons of microplastics in waterways.



In addition, plastic production and processing involve the use of additives, which can have harmful impacts on ecosystems and human health if they leak into the environment due to waste mismanagement. It is anticipated that in 2024, plastic waste mismanagement in this country will result in the release into waterways of

479 tons of chemical additives pollution.

*The Mismanaged Waste Index is the share of plastic waste generated by a country that is mismanaged

Canada

Overshoot Day, or the date when the amount of plastic waste outweighs this country's ability to manage it, with environmental pollution occurring as a result, is:

11 December 2025

Plastic Overshoot Day is determined by a country's Mismanaged Waste Index*, which in this case is...

5.22%

In 2024, the world will experience **117 days** of plastic overshoot. This country will contribute to this overshoot by

7 hours 37 minutes

The Mismanaged Waste Index, or MWI, is

Low

The expected mismanaged waste in 2024 will be

162 007 tons of plastic

The country's annual per capita plastic waste production is

81 kg per capita per year

which is considered

High

The total plastic waste produced in this country is

3 105 296 tons of plastic

The amount of plastic waste EXPORTED by the country is

188 671 tons of plastic

which represents

5.9% of its total waste

This relative export is considered

High

The amount of plastic waste IMPORTED by the country is

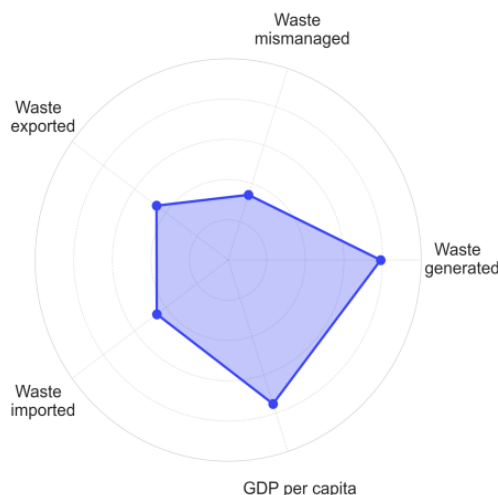
186 467 tons of plastic

which represents

5.9% of its total waste

This relative import is considered

High



As per the Plastic Overshoot Day archetypes, this country is classified as one of:

The Overloaders

The Overloaders are high plastic waste generators, who export a significant amount of their waste. Their waste is well managed. Unlike the similarly high-consuming Transactors, the Overloaders import less waste than they export. This imbalance therefore overloads the waste management systems of other countries, likely creating mismanagement issues in countries where Overloaders send their plastic waste.

Recommendations for driving necessary changes to mitigate plastic pollution and postpone the Overshoot Day in this country:

Reduce plastic consumption.

Become circular.



Plastic pollution is caused not only by the improper disposal of plastic products but also by the release of primary microplastics from sources such as tire abrasion, shedding of textile fibers, pellets production and paint. It is expected that in 2024 this country will be responsible for releasing into the environment an average of

30 341 tons of microplastics in waterways.



In addition, plastic production and processing involve the use of additives, which can have harmful impacts on ecosystems and human health if they leak into the environment due to waste mismanagement. It is anticipated that in 2024, plastic waste mismanagement in this country will result in the release into waterways of

686 tons of chemical additives pollution.

*The Mismanaged Waste Index is the share of plastic waste generated by a country that is mismanaged

Cayman Islands

Overshoot Day, or the date when the amount of plastic waste outweighs this country's ability to manage it, with environmental pollution occurring as a result, is:

04 April 2025

Plastic Overshoot Day is determined by a country's Mismanaged Waste Index*, which in this case is...

74.17%

In 2024, the world will experience **117 days** of plastic overshoot. This country will contribute to this overshoot by

6 minutes

The Mismanaged Waste Index, or MWI, is

Very high

The expected mismanaged waste in 2024 will be

2 343 tons of plastic

The country's annual per capita plastic waste production is

46 kg per capita per year

which is considered

Medium

The total plastic waste produced in this country is

3 158 tons of plastic

The amount of plastic waste EXPORTED by the country is

63 tons of plastic

which represents

1.9% of its total waste

This relative export is considered

Medium

The amount of plastic waste IMPORTED by the country is

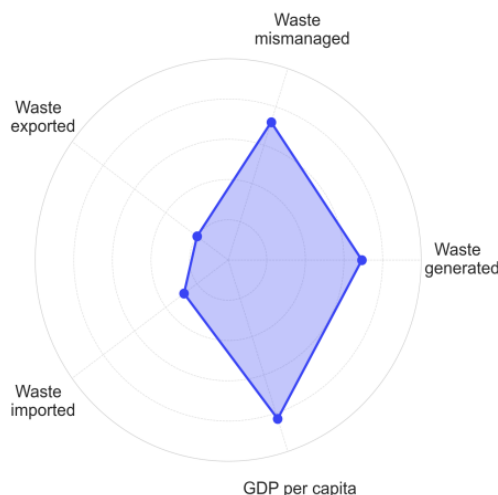
120 tons of plastic

which represents

3.7% of its total waste

This relative import is considered

High



As per the Plastic Overshoot Day archetypes, this country is classified as one of:

The Moderate Polluters

On average, the Moderate Polluters tend to have a medium plastic waste generation level. Half of them export some of their waste. These countries do not effectively manage their waste and negative environmental impacts result both domestically and in the countries receiving the waste.

Recommendations for driving necessary changes to mitigate plastic pollution and postpone the Overshoot Day in this country:

Develop local waste management infrastructure.

Reduce plastic production and use.

Invest in waste management policies like EPR.



Plastic pollution is caused not only by the improper disposal of plastic products but also by the release of primary microplastics from sources such as tire abrasion, shedding of textile fibers, pellets production and paint. It is expected that in 2024 this country will be responsible for releasing into the environment an average of

1 041 tons of microplastics in waterways.



In addition, plastic production and processing involve the use of additives, which can have harmful impacts on ecosystems and human health if they leak into the environment due to waste mismanagement. It is anticipated that in 2024, plastic waste mismanagement in this country will result in the release into waterways of

10 tons of chemical additives pollution.

*The Mismanaged Waste Index is the share of plastic waste generated by a country that is mismanaged

Central African Republic

Overshoot Day, or the date when the amount of plastic waste outweighs this country's ability to manage it, with environmental pollution occurring as a result, is:

15 January 2025

Plastic Overshoot Day is determined by a country's Mismanaged Waste Index*, which in this case is...

95.66%

In 2024, the world will experience **117 days** of plastic overshoot. This country will contribute to this overshoot by

3 minutes

The Mismanaged Waste Index, or MWI, is

Very high

The expected mismanaged waste in 2024 will be

1 260 tons of plastic

The country's annual per capita plastic waste production is

0 kg per capita per year

which is considered

Low

The total plastic waste produced in this country is

1 317 tons of plastic

The amount of plastic waste EXPORTED by the country is

0 tons of plastic

which represents

0.0% of its total waste

This relative export is considered

Low

The amount of plastic waste IMPORTED by the country is

0 tons of plastic

which represents

0.0% of its total waste

This relative import is considered

Low



As per the Plastic Overshoot Day archetypes, this country is classified as one of:

The Low-Waste-Producing Polluters

Despite their low waste production levels, the Low-Waste-Producing Polluters contribute to plastic pollution levels due to their poor waste management practices. Depending on the size of the population, some countries can be large contributors to the global pollution.

Recommendations for driving necessary changes to mitigate plastic pollution and postpone the Overshoot Day in this country:

Develop local waste management infrastructure.

Invest in waste management policies like EPR.



Plastic pollution is caused not only by the improper disposal of plastic products but also by the release of primary microplastics from sources such as tire abrasion, shedding of textile fibers, pellets production and paint. It is expected that in 2024 this country will be responsible for releasing into the environment an average of

550 tons of microplastics in waterways.



In addition, plastic production and processing involve the use of additives, which can have harmful impacts on ecosystems and human health if they leak into the environment due to waste mismanagement. It is anticipated that in 2024, plastic waste mismanagement in this country will result in the release into waterways of

5 tons of chemical additives pollution.

*The Mismanaged Waste Index is the share of plastic waste generated by a country that is mismanaged

Chad

Overshoot Day, or the date when the amount of plastic waste outweighs this country's ability to manage it, with environmental pollution occurring as a result, is:

05 February 2025

Plastic Overshoot Day is determined by a country's Mismanaged Waste Index*, which in this case is...

90.12%

In 2024, the world will experience **117 days** of plastic overshoot. This country will contribute to this overshoot by

28 minutes

The Mismanaged Waste Index, or MWI, is

Very high

The expected mismanaged waste in 2024 will be

11 365 tons of plastic

The country's annual per capita plastic waste production is

1 kg per capita per year

which is considered

Low

The total plastic waste produced in this country is

12 610 tons of plastic

The amount of plastic waste EXPORTED by the country is

0 tons of plastic

which represents

0.0% of its total waste

This relative export is considered

Low

The amount of plastic waste IMPORTED by the country is

0 tons of plastic

which represents

0.0% of its total waste

This relative import is considered

Low



As per the Plastic Overshoot Day archetypes, this country is classified as one of:

The Low-Waste-Producing Polluters

Despite their low waste production levels, the Low-Waste-Producing Polluters contribute to plastic pollution levels due to their poor waste management practices. Depending on the size of the population, some countries can be large contributors to the global pollution.

Recommendations for driving necessary changes to mitigate plastic pollution and postpone the Overshoot Day in this country:

Develop local waste management infrastructure.

Invest in waste management policies like EPR.



Plastic pollution is caused not only by the improper disposal of plastic products but also by the release of primary microplastics from sources such as tire abrasion, shedding of textile fibers, pellets production and paint. It is expected that in 2024 this country will be responsible for releasing into the environment an average of

1 717 tons of microplastics in waterways.



In addition, plastic production and processing involve the use of additives, which can have harmful impacts on ecosystems and human health if they leak into the environment due to waste mismanagement. It is anticipated that in 2024, plastic waste mismanagement in this country will result in the release into waterways of

48 tons of chemical additives pollution.

*The Mismanaged Waste Index is the share of plastic waste generated by a country that is mismanaged

Channel Islands

Overshoot Day, or the date when the amount of plastic waste outweighs this country's ability to manage it, with environmental pollution occurring as a result, is:

14 December 2025

Plastic Overshoot Day is determined by a country's Mismanaged Waste Index*, which in this case is...

4.49%

In 2024, the world will experience **117 days** of plastic overshoot. This country will contribute to this overshoot by

3 minutes

The Mismanaged Waste Index, or MWI, is

Low

The expected mismanaged waste in 2024 will be

1 033 tons of plastic

The country's annual per capita plastic waste production is

134 kg per capita per year

which is considered

Very high

The total plastic waste produced in this country is

23 000 tons of plastic

The amount of plastic waste EXPORTED by the country is

0 tons of plastic

which represents

0.0% of its total waste

This relative export is considered

Low

The amount of plastic waste IMPORTED by the country is

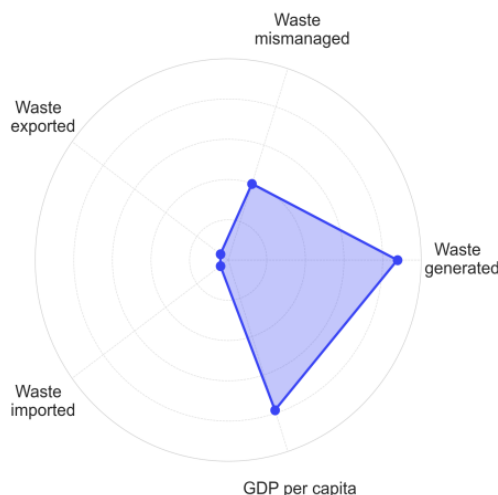
0 tons of plastic

which represents

0.0% of its total waste

This relative import is considered

Low



As per the Plastic Overshoot Day archetypes, this country is classified as one of:

The Overloaders

The Overloaders are high plastic waste generators, who export a significant amount of their waste. Their waste is well managed. Unlike the similarly high-consuming Transactors, the Overloaders import less waste than they export. This imbalance therefore overloads the waste management systems of other countries, likely creating mismanagement issues in countries where Overloaders send their plastic waste.

Recommendations for driving necessary changes to mitigate plastic pollution and postpone the Overshoot Day in this country:

Reduce plastic consumption.

Become circular.



Plastic pollution is caused not only by the improper disposal of plastic products but also by the release of primary microplastics from sources such as tire abrasion, shedding of textile fibers, pellets production and paint. It is expected that in 2024 this country will be responsible for releasing into the environment an average of

1 133 tons of microplastics in waterways.



In addition, plastic production and processing involve the use of additives, which can have harmful impacts on ecosystems and human health if they leak into the environment due to waste mismanagement. It is anticipated that in 2024, plastic waste mismanagement in this country will result in the release into waterways of

4 tons of chemical additives pollution.

*The Mismanaged Waste Index is the share of plastic waste generated by a country that is mismanaged

Chile

Overshoot Day, or the date when the amount of plastic waste outweighs this country's ability to manage it, with environmental pollution occurring as a result, is:

03 September 2025

Plastic Overshoot Day is determined by a country's Mismanaged Waste Index*, which in this case is...

32.50%

In 2024, the world will experience **117 days** of plastic overshoot. This country will contribute to this overshoot by

19 hours 10 minutes

The Mismanaged Waste Index, or MWI, is

High

The expected mismanaged waste in 2024 will be

468 960 tons of plastic

The country's annual per capita plastic waste production is

74 kg per capita per year

which is considered

High

The total plastic waste produced in this country is

1 443 117 tons of plastic

The amount of plastic waste EXPORTED by the country is

10 069 tons of plastic

which represents

0.7% of its total waste

This relative export is considered

Low

The amount of plastic waste IMPORTED by the country is

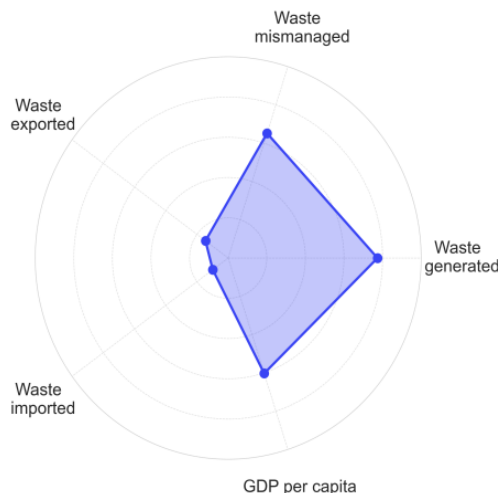
4 603 tons of plastic

which represents

0.3% of its total waste

This relative import is considered

Low



As per the Plastic Overshoot Day archetypes, this country is classified as one of:

The Overloaders

The Overloaders are high plastic waste generators, who export a significant amount of their waste. Their waste is well managed. Unlike the similarly high-consuming Transactors, the Overloaders import less waste than they export. This imbalance therefore overloads the waste management systems of other countries, likely creating mismanagement issues in countries where Overloaders send their plastic waste.

Recommendations for driving necessary changes to mitigate plastic pollution and postpone the Overshoot Day in this country:

Reduce plastic consumption.

Become circular.



Plastic pollution is caused not only by the improper disposal of plastic products but also by the release of primary microplastics from sources such as tire abrasion, shedding of textile fibers, pellets production and paint. It is expected that in 2024 this country will be responsible for releasing into the environment an average of

5 828 tons of microplastics in waterways.



In addition, plastic production and processing involve the use of additives, which can have harmful impacts on ecosystems and human health if they leak into the environment due to waste mismanagement. It is anticipated that in 2024, plastic waste mismanagement in this country will result in the release into waterways of

1 987 tons of chemical additives pollution.

*The Mismanaged Waste Index is the share of plastic waste generated by a country that is mismanaged

China

Overshoot Day, or the date when the amount of plastic waste outweighs this country's ability to manage it, with environmental pollution occurring as a result, is:

28 September 2025

Plastic Overshoot Day is determined by a country's Mismanaged Waste Index*, which in this case is...

25.60%

In 2024, the world will experience **117 days** of plastic overshoot. This country will contribute to this overshoot by

23 days 7 hours 41 minutes

The Mismanaged Waste Index, or MWI, is

Medium

The expected mismanaged waste in 2024 will be

14 257 362 tons of plastic

The country's annual per capita plastic waste production is

39 kg per capita per year

which is considered

Medium

The total plastic waste produced in this country is

55 696 947 tons of plastic

The amount of plastic waste EXPORTED by the country is

71 934 tons of plastic

which represents

0.1% of its total waste

This relative export is considered

Low

The amount of plastic waste IMPORTED by the country is

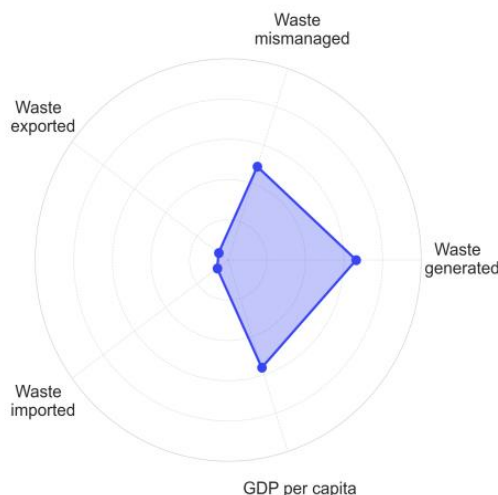
134 201 tons of plastic

which represents

0.2% of its total waste

This relative import is considered

Low



As per the Plastic Overshoot Day archetypes, this country is classified as one of:

The Self-Sustainers

The Self-Sustainers are moderate plastic waste generators per capita that can to some extent manage their waste internally, although improvements are needed for some of them.

Recommendations for driving necessary changes to mitigate plastic pollution and postpone the Overshoot Day in this country:

Reduce plastic production and use.

Develop local waste management infrastructure.

Become circular.



Plastic pollution is caused not only by the improper disposal of plastic products but also by the release of primary microplastics from sources such as tire abrasion, shedding of textile fibers, pellets production and paint. It is expected that in 2024 this country will be responsible for releasing into the environment an average of

787 069 tons of microplastics in waterways.



In addition, plastic production and processing involve the use of additives, which can have harmful impacts on ecosystems and human health if they leak into the environment due to waste mismanagement. It is anticipated that in 2024, plastic waste mismanagement in this country will result in the release into waterways of

60 408 tons of chemical additives pollution.

*The Mismanaged Waste Index is the share of plastic waste generated by a country that is mismanaged

Colombia

Overshoot Day, or the date when the amount of plastic waste outweighs this country's ability to manage it, with environmental pollution occurring as a result, is:

16 September 2025

Plastic Overshoot Day is determined by a country's Mismanaged Waste Index*, which in this case is...

28.82%

In 2024, the world will experience **117 days** of plastic overshoot. This country will contribute to this overshoot by

14 hours 11 minutes

The Mismanaged Waste Index, or MWI, is

Medium

The expected mismanaged waste in 2024 will be

346 996 tons of plastic

The country's annual per capita plastic waste production is

23 kg per capita per year

which is considered

Medium

The total plastic waste produced in this country is

1 203 924 tons of plastic

The amount of plastic waste EXPORTED by the country is

7 542 tons of plastic

which represents

0.6% of its total waste

This relative export is considered

Low

The amount of plastic waste IMPORTED by the country is

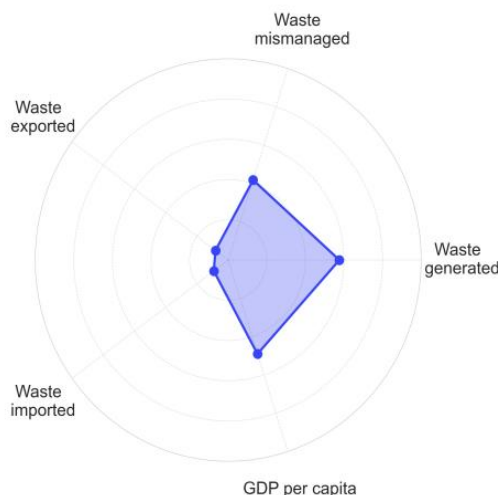
10 420 tons of plastic

which represents

0.8% of its total waste

This relative import is considered

Low



As per the Plastic Overshoot Day archetypes, this country is classified as one of:

The Self-Sustainers

The Self-Sustainers are moderate plastic waste generators per capita that can to some extent manage their waste internally, although improvements are needed for some of them.

Recommendations for driving necessary changes to mitigate plastic pollution and postpone the Overshoot Day in this country:

Reduce plastic production and use.

Develop local waste management infrastructure.

Become circular.



Plastic pollution is caused not only by the improper disposal of plastic products but also by the release of primary microplastics from sources such as tire abrasion, shedding of textile fibers, pellets production and paint. It is expected that in 2024 this country will be responsible for releasing into the environment an average of

11 008 tons of microplastics in waterways.



In addition, plastic production and processing involve the use of additives, which can have harmful impacts on ecosystems and human health if they leak into the environment due to waste mismanagement. It is anticipated that in 2024, plastic waste mismanagement in this country will result in the release into waterways of

1 470 tons of chemical additives pollution.

*The Mismanaged Waste Index is the share of plastic waste generated by a country that is mismanaged

Comoros

Overshoot Day, or the date when the amount of plastic waste outweighs this country's ability to manage it, with environmental pollution occurring as a result, is:

28 January 2025

Plastic Overshoot Day is determined by a country's Mismanaged Waste Index*, which in this case is...

92.16%

In 2024, the world will experience **117 days** of plastic overshoot. This country will contribute to this overshoot by

14 minutes

The Mismanaged Waste Index, or MWI, is

Very high

The expected mismanaged waste in 2024 will be

5 819 tons of plastic

The country's annual per capita plastic waste production is

8 kg per capita per year

which is considered

Low

The total plastic waste produced in this country is

6 314 tons of plastic

The amount of plastic waste EXPORTED by the country is

0 tons of plastic

which represents

0.0% of its total waste

This relative export is considered

Low

The amount of plastic waste IMPORTED by the country is

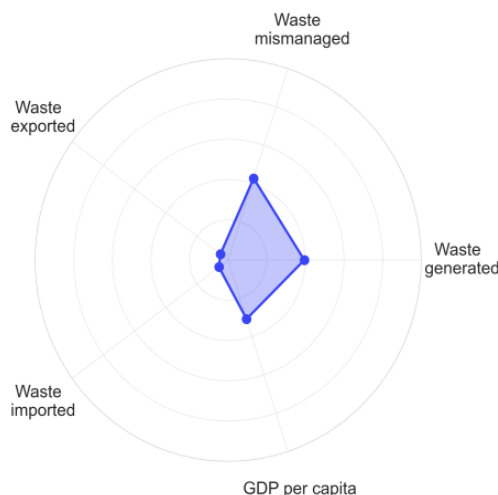
34 tons of plastic

which represents

0.5% of its total waste

This relative import is considered

Low



As per the Plastic Overshoot Day archetypes, this country is classified as one of:

The Low-Waste-Producing Polluters

Despite their low waste production levels, the Low-Waste-Producing Polluters contribute to plastic pollution levels due to their poor waste management practices. Depending on the size of the population, some countries can be large contributors to the global pollution.

Recommendations for driving necessary changes to mitigate plastic pollution and postpone the Overshoot Day in this country:

Develop local waste management infrastructure.

Invest in waste management policies like EPR.



Plastic pollution is caused not only by the improper disposal of plastic products but also by the release of primary microplastics from sources such as tire abrasion, shedding of textile fibers, pellets production and paint. It is expected that in 2024 this country will be responsible for releasing into the environment an average of

93 tons of microplastics in waterways.



In addition, plastic production and processing involve the use of additives, which can have harmful impacts on ecosystems and human health if they leak into the environment due to waste mismanagement. It is anticipated that in 2024, plastic waste mismanagement in this country will result in the release into waterways of

25 tons of chemical additives pollution.

*The Mismanaged Waste Index is the share of plastic waste generated by a country that is mismanaged

Congo

Overshoot Day, or the date when the amount of plastic waste outweighs this country's ability to manage it, with environmental pollution occurring as a result, is:

26 February 2025

Plastic Overshoot Day is determined by a country's Mismanaged Waste Index*, which in this case is...

84.13%

In 2024, the world will experience **117 days** of plastic overshoot. This country will contribute to this overshoot by

2 hours 40 minutes

The Mismanaged Waste Index, or MWI, is

Very high

The expected mismanaged waste in 2024 will be

40 818 tons of plastic

The country's annual per capita plastic waste production is

8 kg per capita per year

which is considered

Low

The total plastic waste produced in this country is

48 516 tons of plastic

The amount of plastic waste EXPORTED by the country is

518 tons of plastic

which represents

1.0% of its total waste

This relative export is considered

Medium

The amount of plastic waste IMPORTED by the country is

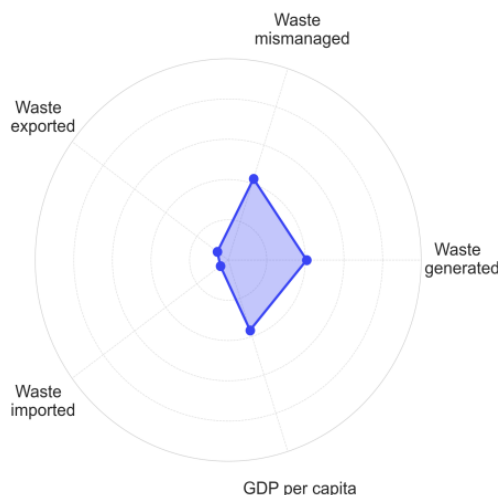
1 tons of plastic

which represents

0.0% of its total waste

This relative import is considered

Low



As per the Plastic Overshoot Day archetypes, this country is classified as one of:

The Low-Waste-Producing Polluters

Despite their low waste production levels, the Low-Waste-Producing Polluters contribute to plastic pollution levels due to their poor waste management practices. Depending on the size of the population, some countries can be large contributors to the global pollution.

Recommendations for driving necessary changes to mitigate plastic pollution and postpone the Overshoot Day in this country:

Develop local waste management infrastructure.

Invest in waste management policies like EPR.



Plastic pollution is caused not only by the improper disposal of plastic products but also by the release of primary microplastics from sources such as tire abrasion, shedding of textile fibers, pellets production and paint. It is expected that in 2024 this country will be responsible for releasing into the environment an average of

810 tons of microplastics in waterways.



In addition, plastic production and processing involve the use of additives, which can have harmful impacts on ecosystems and human health if they leak into the environment due to waste mismanagement. It is anticipated that in 2024, plastic waste mismanagement in this country will result in the release into waterways of

173 tons of chemical additives pollution.

*The Mismanaged Waste Index is the share of plastic waste generated by a country that is mismanaged

Congo Dem. Rep

Overshoot Day, or the date when the amount of plastic waste outweighs this country's ability to manage it, with environmental pollution occurring as a result, is:

24 January 2025

Plastic Overshoot Day is determined by a country's Mismanaged Waste Index*, which in this case is...

93.30%

In 2024, the world will experience **117 days** of plastic overshoot. This country will contribute to this overshoot by

5 hours 29 minutes

The Mismanaged Waste Index, or MWI, is

Very high

The expected mismanaged waste in 2024 will be

134 190 tons of plastic

The country's annual per capita plastic waste production is

1 kg per capita per year

which is considered

Low

The total plastic waste produced in this country is

143 830 tons of plastic

The amount of plastic waste EXPORTED by the country is

73 tons of plastic

which represents

0.0% of its total waste

This relative export is considered

Low

The amount of plastic waste IMPORTED by the country is

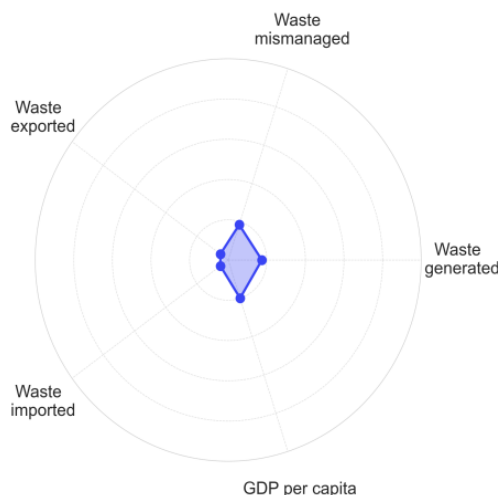
32 tons of plastic

which represents

0.0% of its total waste

This relative import is considered

Low



As per the Plastic Overshoot Day archetypes, this country is classified as one of:

The Low-Waste-Producing Polluters

Despite their low waste production levels, the Low-Waste-Producing Polluters contribute to plastic pollution levels due to their poor waste management practices. Depending on the size of the population, some countries can be large contributors to the global pollution.

Recommendations for driving necessary changes to mitigate plastic pollution and postpone the Overshoot Day in this country:

Develop local waste management infrastructure.

Invest in waste management policies like EPR.



Plastic pollution is caused not only by the improper disposal of plastic products but also by the release of primary microplastics from sources such as tire abrasion, shedding of textile fibers, pellets production and paint. It is expected that in 2024 this country will be responsible for releasing into the environment an average of

9 606 tons of microplastics in waterways.



In addition, plastic production and processing involve the use of additives, which can have harmful impacts on ecosystems and human health if they leak into the environment due to waste mismanagement. It is anticipated that in 2024, plastic waste mismanagement in this country will result in the release into waterways of

569 tons of chemical additives pollution.

*The Mismanaged Waste Index is the share of plastic waste generated by a country that is mismanaged

Costa Rica

Overshoot Day, or the date when the amount of plastic waste outweighs this country's ability to manage it, with environmental pollution occurring as a result, is:

26 August 2025

Plastic Overshoot Day is determined by a country's Mismanaged Waste Index*, which in this case is...

34.72%

In 2024, the world will experience **117 days** of plastic overshoot. This country will contribute to this overshoot by

3 hours 6 minutes

The Mismanaged Waste Index, or MWI, is

High

The expected mismanaged waste in 2024 will be

75 817 tons of plastic

The country's annual per capita plastic waste production is

42 kg per capita per year

which is considered

Medium

The total plastic waste produced in this country is

218 358 tons of plastic

The amount of plastic waste EXPORTED by the country is

9 136 tons of plastic

which represents

4.1% of its total waste

This relative export is considered

High

The amount of plastic waste IMPORTED by the country is

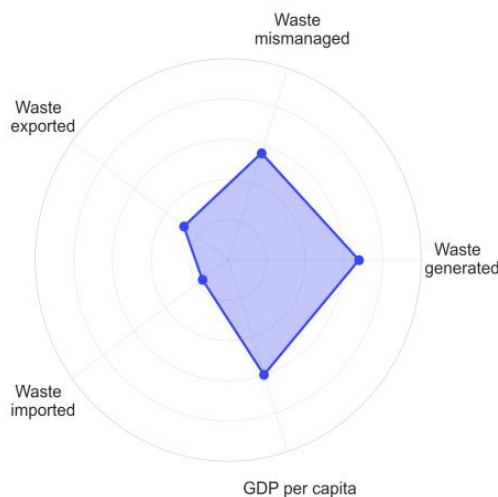
3 369 tons of plastic

which represents

1.5% of its total waste

This relative import is considered

Medium



As per the Plastic Overshoot Day archetypes, this country is classified as one of:

The Self-Sustainers

The Self-Sustainers are moderate plastic waste generators per capita that can to some extent manage their waste internally, although improvements are needed for some of them.

Recommendations for driving necessary changes to mitigate plastic pollution and postpone the Overshoot Day in this country:

Reduce plastic production and use.

Develop local waste management infrastructure.

Become circular.



Plastic pollution is caused not only by the improper disposal of plastic products but also by the release of primary microplastics from sources such as tire abrasion, shedding of textile fibers, pellets production and paint. It is expected that in 2024 this country will be responsible for releasing into the environment an average of

1 300 tons of microplastics in waterways.



In addition, plastic production and processing involve the use of additives, which can have harmful impacts on ecosystems and human health if they leak into the environment due to waste mismanagement. It is anticipated that in 2024, plastic waste mismanagement in this country will result in the release into waterways of

321 tons of chemical additives pollution.

*The Mismanaged Waste Index is the share of plastic waste generated by a country that is mismanaged

Côte d'Ivoire

Overshoot Day, or the date when the amount of plastic waste outweighs this country's ability to manage it, with environmental pollution occurring as a result, is:

18 January 2025

Plastic Overshoot Day is determined by a country's Mismanaged Waste Index*, which in this case is...

94.81%

In 2024, the world will experience **117 days** of plastic overshoot. This country will contribute to this overshoot by

8 hours 48 minutes

The Mismanaged Waste Index, or MWI, is

Very high

The expected mismanaged waste in 2024 will be

190 701 tons of plastic

The country's annual per capita plastic waste production is

7 kg per capita per year

which is considered

Low

The total plastic waste produced in this country is

201 139 tons of plastic

The amount of plastic waste EXPORTED by the country is

752 tons of plastic

which represents

0.4% of its total waste

This relative export is considered

Low

The amount of plastic waste IMPORTED by the country is

1 169 tons of plastic

which represents

0.6% of its total waste

This relative import is considered

Low



As per the Plastic Overshoot Day archetypes, this country is classified as one of:

The Low-Waste-Producing Polluters

Despite their low waste production levels, the Low-Waste-Producing Polluters contribute to plastic pollution levels due to their poor waste management practices. Depending on the size of the population, some countries can be large contributors to the global pollution.

Recommendations for driving necessary changes to mitigate plastic pollution and postpone the Overshoot Day in this country:

Develop local waste management infrastructure.

Invest in waste management policies like EPR.



Plastic pollution is caused not only by the improper disposal of plastic products but also by the release of primary microplastics from sources such as tire abrasion, shedding of textile fibers, pellets production and paint. It is expected that in 2024 this country will be responsible for releasing into the environment an average of

3 215 tons of microplastics in waterways.



In addition, plastic production and processing involve the use of additives, which can have harmful impacts on ecosystems and human health if they leak into the environment due to waste mismanagement. It is anticipated that in 2024, plastic waste mismanagement in this country will result in the release into waterways of

808 tons of chemical additives pollution.

*The Mismanaged Waste Index is the share of plastic waste generated by a country that is mismanaged

Croatia

Overshoot Day, or the date when the amount of plastic waste outweighs this country's ability to manage it, with environmental pollution occurring as a result, is:

03 December 2025

Plastic Overshoot Day is determined by a country's Mismanaged Waste Index*, which in this case is...

7.49%

In 2024, the world will experience **117 days** of plastic overshoot. This country will contribute to this overshoot by

1 hours 34 minutes

The Mismanaged Waste Index, or MWI, is

Low

The expected mismanaged waste in 2024 will be

14 001 tons of plastic

The country's annual per capita plastic waste production is

46 kg per capita per year

which is considered

Medium

The total plastic waste produced in this country is

186 951 tons of plastic

The amount of plastic waste EXPORTED by the country is

36 826 tons of plastic

which represents

19.3% of its total waste

This relative export is considered

Very high

The amount of plastic waste IMPORTED by the country is

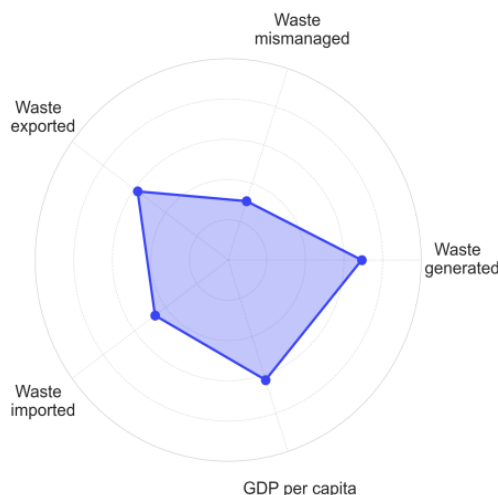
21 046 tons of plastic

which represents

11.0% of its total waste

This relative import is considered

Very high



As per the Plastic Overshoot Day archetypes, this country is classified as one of:

The Overloaders

The Overloaders are high plastic waste generators, who export a significant amount of their waste. Their waste is well managed. Unlike the similarly high-consuming Transactors, the Overloaders import less waste than they export. This imbalance therefore overloads the waste management systems of other countries, likely creating mismanagement issues in countries where Overloaders send their plastic waste.

Recommendations for driving necessary changes to mitigate plastic pollution and postpone the Overshoot Day in this country:

Reduce plastic consumption.

Become circular.



Plastic pollution is caused not only by the improper disposal of plastic products but also by the release of primary microplastics from sources such as tire abrasion, shedding of textile fibers, pellets production and paint. It is expected that in 2024 this country will be responsible for releasing into the environment an average of

3 497 tons of microplastics in waterways.



In addition, plastic production and processing involve the use of additives, which can have harmful impacts on ecosystems and human health if they leak into the environment due to waste mismanagement. It is anticipated that in 2024, plastic waste mismanagement in this country will result in the release into waterways of

59 tons of chemical additives pollution.

*The Mismanaged Waste Index is the share of plastic waste generated by a country that is mismanaged

Cuba

Overshoot Day, or the date when the amount of plastic waste outweighs this country's ability to manage it, with environmental pollution occurring as a result, is:

20 April 2025

Plastic Overshoot Day is determined by a country's Mismanaged Waste Index*, which in this case is...

69.84%

In 2024, the world will experience **117 days** of plastic overshoot. This country will contribute to this overshoot by

8 hours 56 minutes

The Mismanaged Waste Index, or MWI, is

Very high

The expected mismanaged waste in 2024 will be

193 948 tons of plastic

The country's annual per capita plastic waste production is

25 kg per capita per year

which is considered

Medium

The total plastic waste produced in this country is

277 702 tons of plastic

The amount of plastic waste EXPORTED by the country is

0 tons of plastic

which represents

0.0% of its total waste

This relative export is considered

Low

The amount of plastic waste IMPORTED by the country is

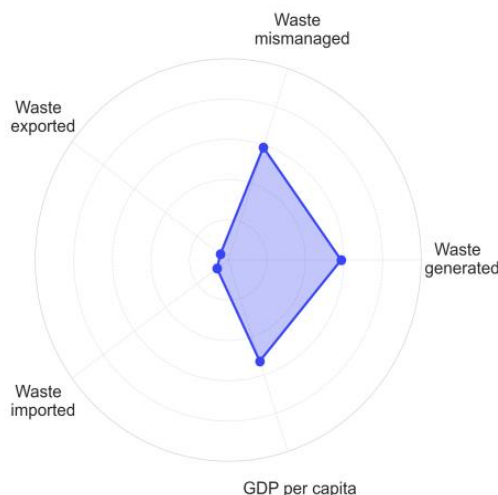
1 104 tons of plastic

which represents

0.4% of its total waste

This relative import is considered

Low



As per the Plastic Overshoot Day archetypes, this country is classified as one of:

The Moderate Polluters

On average, the Moderate Polluters tend to have a medium plastic waste generation level. Half of them export some of their waste. These countries do not effectively manage their waste and negative environmental impacts result both domestically and in the countries receiving the waste.

Recommendations for driving necessary changes to mitigate plastic pollution and postpone the Overshoot Day in this country:

Develop local waste management infrastructure.

Reduce plastic production and use.

Invest in waste management policies like EPR.



Plastic pollution is caused not only by the improper disposal of plastic products but also by the release of primary microplastics from sources such as tire abrasion, shedding of textile fibers, pellets production and paint. It is expected that in 2024 this country will be responsible for releasing into the environment an average of

2 282 tons of microplastics in waterways.



In addition, plastic production and processing involve the use of additives, which can have harmful impacts on ecosystems and human health if they leak into the environment due to waste mismanagement. It is anticipated that in 2024, plastic waste mismanagement in this country will result in the release into waterways of

822 tons of chemical additives pollution.

*The Mismanaged Waste Index is the share of plastic waste generated by a country that is mismanaged

Curaçao

Overshoot Day, or the date when the amount of plastic waste outweighs this country's ability to manage it, with environmental pollution occurring as a result, is:

17 January 2025

Plastic Overshoot Day is determined by a country's Mismanaged Waste Index*, which in this case is...

95.23%

In 2024, the world will experience **117 days** of plastic overshoot. This country will contribute to this overshoot by

14 minutes

The Mismanaged Waste Index, or MWI, is

Very high

The expected mismanaged waste in 2024 will be

5 540 tons of plastic

The country's annual per capita plastic waste production is

31 kg per capita per year

which is considered

Medium

The total plastic waste produced in this country is

5 818 tons of plastic

The amount of plastic waste EXPORTED by the country is

15 tons of plastic

which represents

0.3% of its total waste

This relative export is considered

Low

The amount of plastic waste IMPORTED by the country is

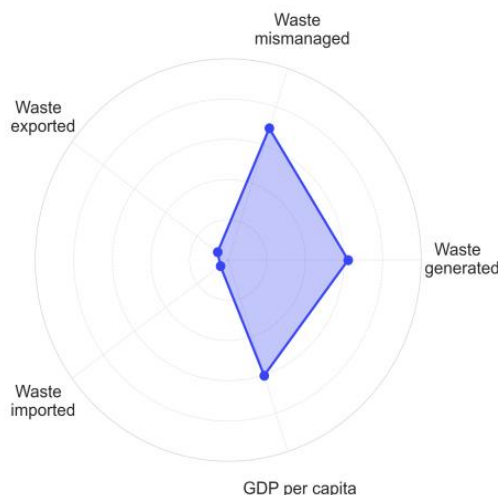
0 tons of plastic

which represents

0.0% of its total waste

This relative import is considered

Low



As per the Plastic Overshoot Day archetypes, this country is classified as one of:

The Low-Waste-Producing Polluters

Despite their low waste production levels, the Low-Waste-Producing Polluters contribute to plastic pollution levels due to their poor waste management practices. Depending on the size of the population, some countries can be large contributors to the global pollution.

Recommendations for driving necessary changes to mitigate plastic pollution and postpone the Overshoot Day in this country:

Develop local waste management infrastructure.

Invest in waste management policies like EPR.



Plastic pollution is caused not only by the improper disposal of plastic products but also by the release of primary microplastics from sources such as tire abrasion, shedding of textile fibers, pellets production and paint. It is expected that in 2024 this country will be responsible for releasing into the environment an average of

1 060 tons of microplastics in waterways.



In addition, plastic production and processing involve the use of additives, which can have harmful impacts on ecosystems and human health if they leak into the environment due to waste mismanagement. It is anticipated that in 2024, plastic waste mismanagement in this country will result in the release into waterways of

24 tons of chemical additives pollution.

*The Mismanaged Waste Index is the share of plastic waste generated by a country that is mismanaged

Cyprus

Overshoot Day, or the date when the amount of plastic waste outweighs this country's ability to manage it, with environmental pollution occurring as a result, is:

05 November 2025

Plastic Overshoot Day is determined by a country's Mismanaged Waste Index*, which in this case is...

15.32%

In 2024, the world will experience **117 days** of plastic overshoot. This country will contribute to this overshoot by

22 minutes

The Mismanaged Waste Index, or MWI, is

Medium

The expected mismanaged waste in 2024 will be

8 803 tons of plastic

The country's annual per capita plastic waste production is

46 kg per capita per year

which is considered

Medium

The total plastic waste produced in this country is

57 475 tons of plastic

The amount of plastic waste EXPORTED by the country is

14 784 tons of plastic

which represents

25.2% of its total waste

This relative export is considered

Very high

The amount of plastic waste IMPORTED by the country is

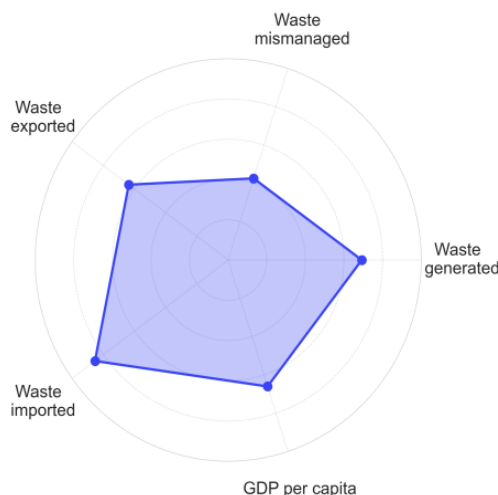
39 764 tons of plastic

which represents

67.7% of its total waste

This relative import is considered

Very high



As per the Plastic Overshoot Day archetypes, this country is classified as one of:

The Transactors

The Transactors are countries with high rates of plastic waste production. Their waste tends to be well-managed, although most do not yet have extensive circular systems around plastics. The Transactors are wealthy countries from Europe. They export a lot of their waste but also import a lot of waste from neighboring countries. Through this exchange of waste with their trade partners they have been able to optimize their waste management practices, resulting in a low volume of waste ending up mismanaged and low risk of plastic leakage into the environment.

Recommendations for driving necessary changes to mitigate plastic pollution and postpone the Overshoot Day in this country:

Reduce plastic production and use.

Become circular.



Plastic pollution is caused not only by the improper disposal of plastic products but also by the release of primary microplastics from sources such as tire abrasion, shedding of textile fibers, pellets production and paint. It is expected that in 2024 this country will be responsible for releasing into the environment an average of

1 806 tons of microplastics in waterways.



In addition, plastic production and processing involve the use of additives, which can have harmful impacts on ecosystems and human health if they leak into the environment due to waste mismanagement. It is anticipated that in 2024, plastic waste mismanagement in this country will result in the release into waterways of

37 tons of chemical additives pollution.

*The Mismanaged Waste Index is the share of plastic waste generated by a country that is mismanaged

Czech Republic

Overshoot Day, or the date when the amount of plastic waste outweighs this country's ability to manage it, with environmental pollution occurring as a result, is:

03 December 2025

Plastic Overshoot Day is determined by a country's Mismanaged Waste Index*, which in this case is...

7.50%

In 2024, the world will experience **117 days** of plastic overshoot. This country will contribute to this overshoot by

2 hours 11 minutes

The Mismanaged Waste Index, or MWI, is

Low

The expected mismanaged waste in 2024 will be

53 404 tons of plastic

The country's annual per capita plastic waste production is

68 kg per capita per year

which is considered

High

The total plastic waste produced in this country is

712 349 tons of plastic

The amount of plastic waste EXPORTED by the country is

79 297 tons of plastic

which represents

10.9% of its total waste

This relative export is considered

Very high

The amount of plastic waste IMPORTED by the country is

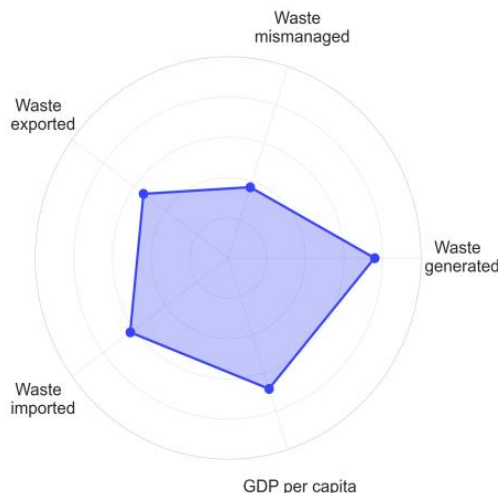
119 395 tons of plastic

which represents

16.4% of its total waste

This relative import is considered

Very high



As per the Plastic Overshoot Day archetypes, this country is classified as one of:

The Overloaders

The Overloaders are high plastic waste generators, who export a significant amount of their waste. Their waste is well managed. Unlike the similarly high-consuming Transactors, the Overloaders import less waste than they export. This imbalance therefore overloads the waste management systems of other countries, likely creating mismanagement issues in countries where Overloaders send their plastic waste.

Recommendations for driving necessary changes to mitigate plastic pollution and postpone the Overshoot Day in this country:

Reduce plastic consumption.

Become circular.



Plastic pollution is caused not only by the improper disposal of plastic products but also by the release of primary microplastics from sources such as tire abrasion, shedding of textile fibers, pellets production and paint. It is expected that in 2024 this country will be responsible for releasing into the environment an average of

9 871 tons of microplastics in waterways.



In addition, plastic production and processing involve the use of additives, which can have harmful impacts on ecosystems and human health if they leak into the environment due to waste mismanagement. It is anticipated that in 2024, plastic waste mismanagement in this country will result in the release into waterways of

226 tons of chemical additives pollution.

*The Mismanaged Waste Index is the share of plastic waste generated by a country that is mismanaged

Denmark

Overshoot Day, or the date when the amount of plastic waste outweighs this country's ability to manage it, with environmental pollution occurring as a result, is:

13 December 2025

Plastic Overshoot Day is determined by a country's Mismanaged Waste Index*, which in this case is...

4.84%

In 2024, the world will experience **117 days** of plastic overshoot. This country will contribute to this overshoot by

1 hours 50 minutes

The Mismanaged Waste Index, or MWI, is

Low

The expected mismanaged waste in 2024 will be

20 382 tons of plastic

The country's annual per capita plastic waste production is

72 kg per capita per year

which is considered

High

The total plastic waste produced in this country is

421 373 tons of plastic

The amount of plastic waste EXPORTED by the country is

80 337 tons of plastic

which represents

18.6% of its total waste

This relative export is considered

Very high

The amount of plastic waste IMPORTED by the country is

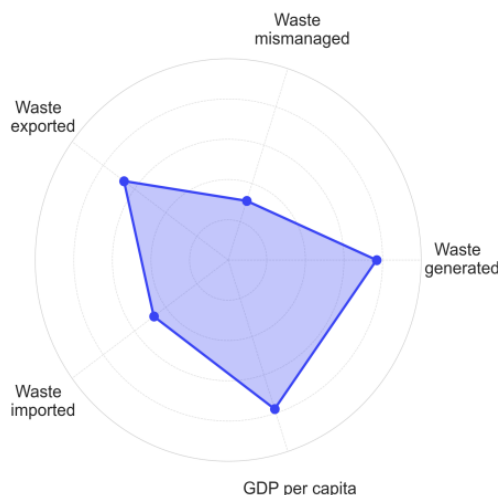
31 614 tons of plastic

which represents

7.3% of its total waste

This relative import is considered

High



As per the Plastic Overshoot Day archetypes, this country is classified as one of:

The Overloaders

The Overloaders are high plastic waste generators, who export a significant amount of their waste. Their waste is well managed. Unlike the similarly high-consuming Transactors, the Overloaders import less waste than they export. This imbalance therefore overloads the waste management systems of other countries, likely creating mismanagement issues in countries where Overloaders send their plastic waste.

Recommendations for driving necessary changes to mitigate plastic pollution and postpone the Overshoot Day in this country:

Reduce plastic consumption.

Become circular.



Plastic pollution is caused not only by the improper disposal of plastic products but also by the release of primary microplastics from sources such as tire abrasion, shedding of textile fibers, pellets production and paint. It is expected that in 2024 this country will be responsible for releasing into the environment an average of

4 765 tons of microplastics in waterways.



In addition, plastic production and processing involve the use of additives, which can have harmful impacts on ecosystems and human health if they leak into the environment due to waste mismanagement. It is anticipated that in 2024, plastic waste mismanagement in this country will result in the release into waterways of

86 tons of chemical additives pollution.

*The Mismanaged Waste Index is the share of plastic waste generated by a country that is mismanaged

Djibouti

Overshoot Day, or the date when the amount of plastic waste outweighs this country's ability to manage it, with environmental pollution occurring as a result, is:

26 February 2025

Plastic Overshoot Day is determined by a country's Mismanaged Waste Index*, which in this case is...

84.35%

In 2024, the world will experience **117 days** of plastic overshoot. This country will contribute to this overshoot by

1 hours 32 minutes

The Mismanaged Waste Index, or MWI, is

Very high

The expected mismanaged waste in 2024 will be

12 860 tons of plastic

The country's annual per capita plastic waste production is

14 kg per capita per year

which is considered

Low

The total plastic waste produced in this country is

15 246 tons of plastic

The amount of plastic waste EXPORTED by the country is

24 tons of plastic

which represents

0.2% of its total waste

This relative export is considered

Low

The amount of plastic waste IMPORTED by the country is

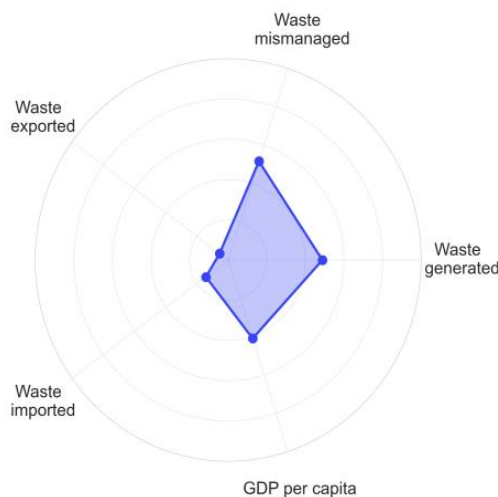
549 tons of plastic

which represents

3.5% of its total waste

This relative import is considered

High



As per the Plastic Overshoot Day archetypes, this country is classified as one of:

The Low-Waste-Producing Polluters

Despite their low waste production levels, the Low-Waste-Producing Polluters contribute to plastic pollution levels due to their poor waste management practices. Depending on the size of the population, some countries can be large contributors to the global pollution.

Recommendations for driving necessary changes to mitigate plastic pollution and postpone the Overshoot Day in this country:

Develop local waste management infrastructure.

Invest in waste management policies like EPR.



Plastic pollution is caused not only by the improper disposal of plastic products but also by the release of primary microplastics from sources such as tire abrasion, shedding of textile fibers, pellets production and paint. It is expected that in 2024 this country will be responsible for releasing into the environment an average of

279 tons of microplastics in waterways.



In addition, plastic production and processing involve the use of additives, which can have harmful impacts on ecosystems and human health if they leak into the environment due to waste mismanagement. It is anticipated that in 2024, plastic waste mismanagement in this country will result in the release into waterways of

55 tons of chemical additives pollution.

*The Mismanaged Waste Index is the share of plastic waste generated by a country that is mismanaged

Dominica

Overshoot Day, or the date when the amount of plastic waste outweighs this country's ability to manage it, with environmental pollution occurring as a result, is:

25 August 2025

Plastic Overshoot Day is determined by a country's Mismanaged Waste Index*, which in this case is...

34.92%

In 2024, the world will experience **117 days** of plastic overshoot. This country will contribute to this overshoot by

2 minutes

The Mismanaged Waste Index, or MWI, is

High

The expected mismanaged waste in 2024 will be

661 tons of plastic

The country's annual per capita plastic waste production is

26 kg per capita per year

which is considered

Medium

The total plastic waste produced in this country is

1 892 tons of plastic

The amount of plastic waste EXPORTED by the country is

0 tons of plastic

which represents

0.0% of its total waste

This relative export is considered

Low

The amount of plastic waste IMPORTED by the country is

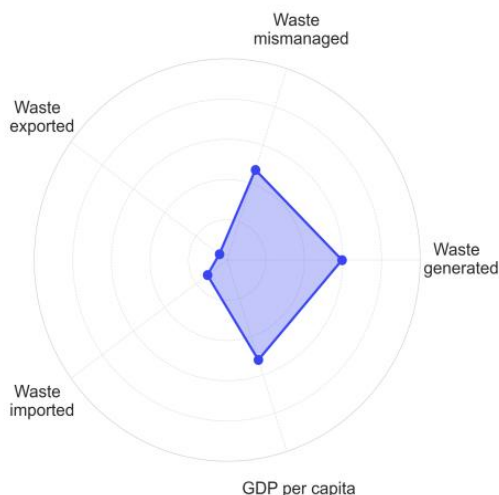
29 tons of plastic

which represents

1.5% of its total waste

This relative import is considered

Medium



As per the Plastic Overshoot Day archetypes, this country is classified as one of:

The Self-Sustainers

The Self-Sustainers are moderate plastic waste generators per capita that can to some extent manage their waste internally, although improvements are needed for some of them.

Recommendations for driving necessary changes to mitigate plastic pollution and postpone the Overshoot Day in this country:

Reduce plastic production and use.

Develop local waste management infrastructure.

Become circular.



Plastic pollution is caused not only by the improper disposal of plastic products but also by the release of primary microplastics from sources such as tire abrasion, shedding of textile fibers, pellets production and paint. It is expected that in 2024 this country will be responsible for releasing into the environment an average of

456 tons of microplastics in waterways.



In addition, plastic production and processing involve the use of additives, which can have harmful impacts on ecosystems and human health if they leak into the environment due to waste mismanagement. It is anticipated that in 2024, plastic waste mismanagement in this country will result in the release into waterways of

3 tons of chemical additives pollution.

*The Mismanaged Waste Index is the share of plastic waste generated by a country that is mismanaged

Dominican Republic

Overshoot Day, or the date when the amount of plastic waste outweighs this country's ability to manage it, with environmental pollution occurring as a result, is:

27 February 2025

Plastic Overshoot Day is determined by a country's Mismanaged Waste Index*, which in this case is...

84.07%

In 2024, the world will experience **117 days** of plastic overshoot. This country will contribute to this overshoot by

13 hours 6 minutes

The Mismanaged Waste Index, or MWI, is

Very high

The expected mismanaged waste in 2024 will be

320 679 tons of plastic

The country's annual per capita plastic waste production is

34 kg per capita per year

which is considered

Medium

The total plastic waste produced in this country is

381 427 tons of plastic

The amount of plastic waste EXPORTED by the country is

26 184 tons of plastic

which represents

6.7% of its total waste

This relative export is considered

High

The amount of plastic waste IMPORTED by the country is

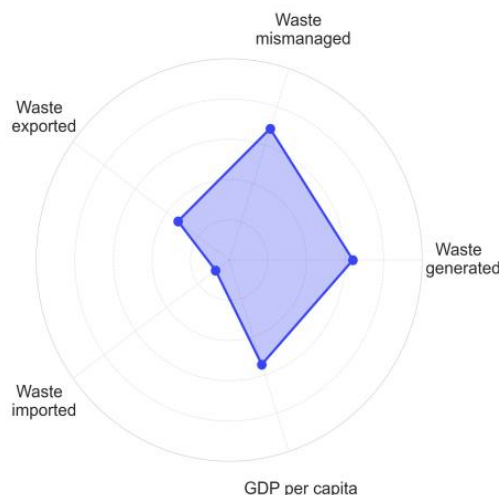
1 964 tons of plastic

which represents

0.5% of its total waste

This relative import is considered

Low



As per the Plastic Overshoot Day archetypes, this country is classified as one of:

The Low-Waste-Producing Polluters

Despite their low waste production levels, the Low-Waste-Producing Polluters contribute to plastic pollution levels due to their poor waste management practices. Depending on the size of the population, some countries can be large contributors to the global pollution.

Recommendations for driving necessary changes to mitigate plastic pollution and postpone the Overshoot Day in this country:

Develop local waste management infrastructure.

Invest in waste management policies like EPR.



Plastic pollution is caused not only by the improper disposal of plastic products but also by the release of primary microplastics from sources such as tire abrasion, shedding of textile fibers, pellets production and paint. It is expected that in 2024 this country will be responsible for releasing into the environment an average of

2 280 tons of microplastics in waterways.



In addition, plastic production and processing involve the use of additives, which can have harmful impacts on ecosystems and human health if they leak into the environment due to waste mismanagement. It is anticipated that in 2024, plastic waste mismanagement in this country will result in the release into waterways of

1 359 tons of chemical additives pollution.

*The Mismanaged Waste Index is the share of plastic waste generated by a country that is mismanaged

Ecuador

Overshoot Day, or the date when the amount of plastic waste outweighs this country's ability to manage it, with environmental pollution occurring as a result, is:

30 June 2025

Plastic Overshoot Day is determined by a country's Mismanaged Waste Index*, which in this case is...

50.20%

In 2024, the world will experience **117 days** of plastic overshoot. This country will contribute to this overshoot by

8 hours 3 minutes

The Mismanaged Waste Index, or MWI, is

High

The expected mismanaged waste in 2024 will be

197 106 tons of plastic

The country's annual per capita plastic waste production is

22 kg per capita per year

which is considered

Medium

The total plastic waste produced in this country is

392 662 tons of plastic

The amount of plastic waste EXPORTED by the country is

8 712 tons of plastic

which represents

2.2% of its total waste

This relative export is considered

Medium

The amount of plastic waste IMPORTED by the country is

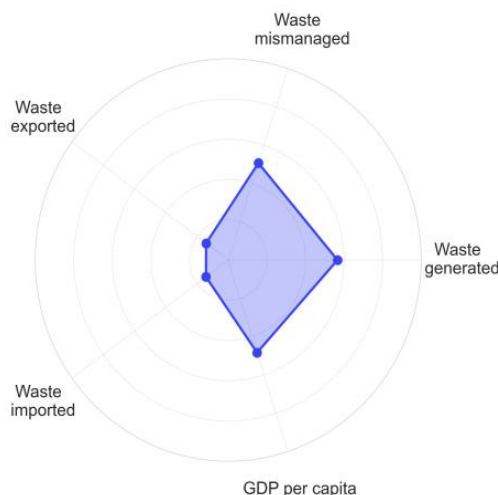
8 799 tons of plastic

which represents

2.2% of its total waste

This relative import is considered

Medium



As per the Plastic Overshoot Day archetypes, this country is classified as one of:

The Moderate Polluters

On average, the Moderate Polluters tend to have a medium plastic waste generation level. Half of them export some of their waste. These countries do not effectively manage their waste and negative environmental impacts result both domestically and in the countries receiving the waste.

Recommendations for driving necessary changes to mitigate plastic pollution and postpone the Overshoot Day in this country:

Develop local waste management infrastructure.

Reduce plastic production and use.

Invest in waste management policies like EPR.



Plastic pollution is caused not only by the improper disposal of plastic products but also by the release of primary microplastics from sources such as tire abrasion, shedding of textile fibers, pellets production and paint. It is expected that in 2024 this country will be responsible for releasing into the environment an average of

3 430 tons of microplastics in waterways.



In addition, plastic production and processing involve the use of additives, which can have harmful impacts on ecosystems and human health if they leak into the environment due to waste mismanagement. It is anticipated that in 2024, plastic waste mismanagement in this country will result in the release into waterways of

835 tons of chemical additives pollution.

*The Mismanaged Waste Index is the share of plastic waste generated by a country that is mismanaged

Egypt

Overshoot Day, or the date when the amount of plastic waste outweighs this country's ability to manage it, with environmental pollution occurring as a result, is:

16 February 2025

Plastic Overshoot Day is determined by a country's Mismanaged Waste Index*, which in this case is...

86.86%

In 2024, the world will experience **117 days** of plastic overshoot. This country will contribute to this overshoot by

2 days 1 hours 45 minutes

The Mismanaged Waste Index, or MWI, is

Very high

The expected mismanaged waste in 2024 will be

1 779 938 tons of plastic

The country's annual per capita plastic waste production is

19 kg per capita per year

which is considered

Medium

The total plastic waste produced in this country is

2 049 204 tons of plastic

The amount of plastic waste EXPORTED by the country is

193 tons of plastic

which represents

0.0% of its total waste

This relative export is considered

Low

The amount of plastic waste IMPORTED by the country is

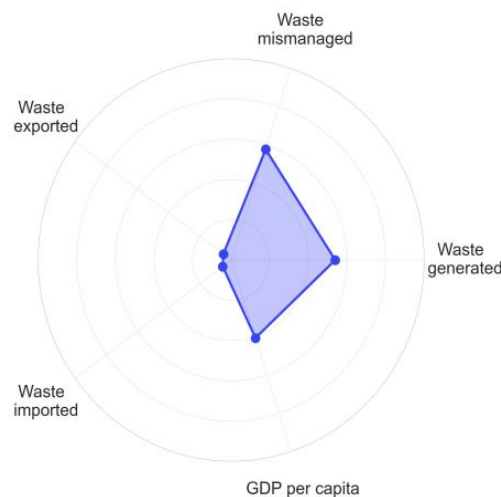
2 130 tons of plastic

which represents

0.1% of its total waste

This relative import is considered

Low



As per the Plastic Overshoot Day archetypes, this country is classified as one of:

The Low-Waste-Producing Polluters

Despite their low waste production levels, the Low-Waste-Producing Polluters contribute to plastic pollution levels due to their poor waste management practices. Depending on the size of the population, some countries can be large contributors to the global pollution.

Recommendations for driving necessary changes to mitigate plastic pollution and postpone the Overshoot Day in this country:

Develop local waste management infrastructure.

Invest in waste management policies like EPR.



Plastic pollution is caused not only by the improper disposal of plastic products but also by the release of primary microplastics from sources such as tire abrasion, shedding of textile fibers, pellets production and paint. It is expected that in 2024 this country will be responsible for releasing into the environment an average of

16 194 tons of microplastics in waterways.



In addition, plastic production and processing involve the use of additives, which can have harmful impacts on ecosystems and human health if they leak into the environment due to waste mismanagement. It is anticipated that in 2024, plastic waste mismanagement in this country will result in the release into waterways of

7 542 tons of chemical additives pollution.

*The Mismanaged Waste Index is the share of plastic waste generated by a country that is mismanaged

El Salvador

Overshoot Day, or the date when the amount of plastic waste outweighs this country's ability to manage it, with environmental pollution occurring as a result, is:

12 August 2025

Plastic Overshoot Day is determined by a country's Mismanaged Waste Index*, which in this case is...

38.43%

In 2024, the world will experience **117 days** of plastic overshoot. This country will contribute to this overshoot by

4 hours 46 minutes

The Mismanaged Waste Index, or MWI, is

High

The expected mismanaged waste in 2024 will be

92 025 tons of plastic

The country's annual per capita plastic waste production is

38 kg per capita per year

which is considered

Medium

The total plastic waste produced in this country is

239 455 tons of plastic

The amount of plastic waste EXPORTED by the country is

9 894 tons of plastic

which represents

4.0% of its total waste

This relative export is considered

High

The amount of plastic waste IMPORTED by the country is

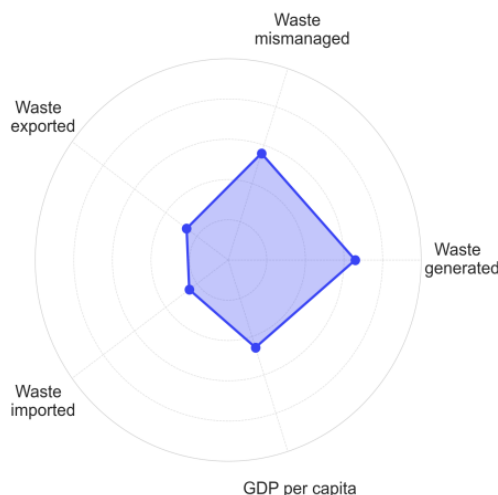
8 730 tons of plastic

which represents

3.6% of its total waste

This relative import is considered

High



As per the Plastic Overshoot Day archetypes, this country is classified as one of:

The Self-Sustainers

The Self-Sustainers are moderate plastic waste generators per capita that can to some extent manage their waste internally, although improvements are needed for some of them.

Recommendations for driving necessary changes to mitigate plastic pollution and postpone the Overshoot Day in this country:

Reduce plastic production and use.

Develop local waste management infrastructure.

Become circular.



Plastic pollution is caused not only by the improper disposal of plastic products but also by the release of primary microplastics from sources such as tire abrasion, shedding of textile fibers, pellets production and paint. It is expected that in 2024 this country will be responsible for releasing into the environment an average of

1 075 tons of microplastics in waterways.



In addition, plastic production and processing involve the use of additives, which can have harmful impacts on ecosystems and human health if they leak into the environment due to waste mismanagement. It is anticipated that in 2024, plastic waste mismanagement in this country will result in the release into waterways of

390 tons of chemical additives pollution.

*The Mismanaged Waste Index is the share of plastic waste generated by a country that is mismanaged

Equatorial Guinea

Overshoot Day, or the date when the amount of plastic waste outweighs this country's ability to manage it, with environmental pollution occurring as a result, is:

04 May 2025

Plastic Overshoot Day is determined by a country's Mismanaged Waste Index*, which in this case is...

65.89%

In 2024, the world will experience **117 days** of plastic overshoot. This country will contribute to this overshoot by

1 hours 48 minutes

The Mismanaged Waste Index, or MWI, is

Very high

The expected mismanaged waste in 2024 will be

19 696 tons of plastic

The country's annual per capita plastic waste production is

18 kg per capita per year

which is considered

Medium

The total plastic waste produced in this country is

29 893 tons of plastic

The amount of plastic waste EXPORTED by the country is

0 tons of plastic

which represents

0.0% of its total waste

This relative export is considered

Low

The amount of plastic waste IMPORTED by the country is

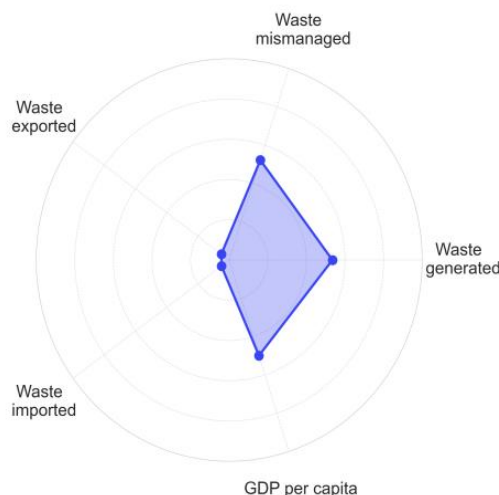
0 tons of plastic

which represents

0.0% of its total waste

This relative import is considered

Low



As per the Plastic Overshoot Day archetypes, this country is classified as one of:

The Moderate Polluters

On average, the Moderate Polluters tend to have a medium plastic waste generation level. Half of them export some of their waste. These countries do not effectively manage their waste and negative environmental impacts result both domestically and in the countries receiving the waste.

Recommendations for driving necessary changes to mitigate plastic pollution and postpone the Overshoot Day in this country:

Develop local waste management infrastructure.

Reduce plastic production and use.

Invest in waste management policies like EPR.



Plastic pollution is caused not only by the improper disposal of plastic products but also by the release of primary microplastics from sources such as tire abrasion, shedding of textile fibers, pellets production and paint. It is expected that in 2024 this country will be responsible for releasing into the environment an average of

655 tons of microplastics in waterways.



In addition, plastic production and processing involve the use of additives, which can have harmful impacts on ecosystems and human health if they leak into the environment due to waste mismanagement. It is anticipated that in 2024, plastic waste mismanagement in this country will result in the release into waterways of

84 tons of chemical additives pollution.

*The Mismanaged Waste Index is the share of plastic waste generated by a country that is mismanaged

Eritrea

Overshoot Day, or the date when the amount of plastic waste outweighs this country's ability to manage it, with environmental pollution occurring as a result, is:

09 January 2025

Plastic Overshoot Day is determined by a country's Mismanaged Waste Index*, which in this case is...

97.34%

In 2024, the world will experience **117 days** of plastic overshoot. This country will contribute to this overshoot by

4 hours 43 minutes

The Mismanaged Waste Index, or MWI, is

Very high

The expected mismanaged waste in 2024 will be

90 954 tons of plastic

The country's annual per capita plastic waste production is

26 kg per capita per year

which is considered

Medium

The total plastic waste produced in this country is

93 444 tons of plastic

The amount of plastic waste EXPORTED by the country is

0 tons of plastic

which represents

0.0% of its total waste

This relative export is considered

Low

The amount of plastic waste IMPORTED by the country is

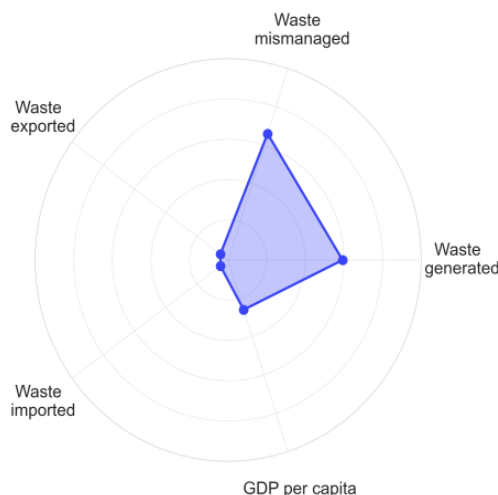
0 tons of plastic

which represents

0.0% of its total waste

This relative import is considered

Low



As per the Plastic Overshoot Day archetypes, this country is classified as one of:

The Low-Waste-Producing Polluters

Despite their low waste production levels, the Low-Waste-Producing Polluters contribute to plastic pollution levels due to their poor waste management practices. Depending on the size of the population, some countries can be large contributors to the global pollution.

Recommendations for driving necessary changes to mitigate plastic pollution and postpone the Overshoot Day in this country:

Develop local waste management infrastructure.

Invest in waste management policies like EPR.



Plastic pollution is caused not only by the improper disposal of plastic products but also by the release of primary microplastics from sources such as tire abrasion, shedding of textile fibers, pellets production and paint. It is expected that in 2024 this country will be responsible for releasing into the environment an average of

373 tons of microplastics in waterways.



In addition, plastic production and processing involve the use of additives, which can have harmful impacts on ecosystems and human health if they leak into the environment due to waste mismanagement. It is anticipated that in 2024, plastic waste mismanagement in this country will result in the release into waterways of

385 tons of chemical additives pollution.

*The Mismanaged Waste Index is the share of plastic waste generated by a country that is mismanaged

Estonia

Overshoot Day, or the date when the amount of plastic waste outweighs this country's ability to manage it, with environmental pollution occurring as a result, is:

18 November 2025

Plastic Overshoot Day is determined by a country's Mismanaged Waste Index*, which in this case is...

11.63%

In 2024, the world will experience **117 days** of plastic overshoot. This country will contribute to this overshoot by

1 hours 34 minutes

The Mismanaged Waste Index, or MWI, is

Medium

The expected mismanaged waste in 2024 will be

13 767 tons of plastic

The country's annual per capita plastic waste production is

89 kg per capita per year

which is considered

High

The total plastic waste produced in this country is

118 399 tons of plastic

The amount of plastic waste EXPORTED by the country is

18 147 tons of plastic

which represents

15.0% of its total waste

This relative export is considered

Very high

The amount of plastic waste IMPORTED by the country is

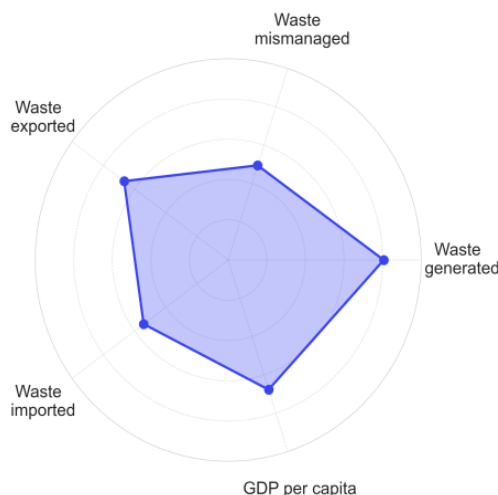
9 945 tons of plastic

which represents

8.2% of its total waste

This relative import is considered

High



As per the Plastic Overshoot Day archetypes, this country is classified as one of:

The Overloaders

The Overloaders are high plastic waste generators, who export a significant amount of their waste. Their waste is well managed. Unlike the similarly high-consuming Transactors, the Overloaders import less waste than they export. This imbalance therefore overloads the waste management systems of other countries, likely creating mismanagement issues in countries where Overloaders send their plastic waste.

Recommendations for driving necessary changes to mitigate plastic pollution and postpone the Overshoot Day in this country:

Reduce plastic consumption.

Become circular.



Plastic pollution is caused not only by the improper disposal of plastic products but also by the release of primary microplastics from sources such as tire abrasion, shedding of textile fibers, pellets production and paint. It is expected that in 2024 this country will be responsible for releasing into the environment an average of

1 861 tons of microplastics in waterways.



In addition, plastic production and processing involve the use of additives, which can have harmful impacts on ecosystems and human health if they leak into the environment due to waste mismanagement. It is anticipated that in 2024, plastic waste mismanagement in this country will result in the release into waterways of

58 tons of chemical additives pollution.

*The Mismanaged Waste Index is the share of plastic waste generated by a country that is mismanaged

Eswatini

Overshoot Day, or the date when the amount of plastic waste outweighs this country's ability to manage it, with environmental pollution occurring as a result, is:

12 February 2025

Plastic Overshoot Day is determined by a country's Mismanaged Waste Index*, which in this case is...

88.00%

In 2024, the world will experience **117 days** of plastic overshoot. This country will contribute to this overshoot by

1 hours 45 minutes

The Mismanaged Waste Index, or MWI, is

Very high

The expected mismanaged waste in 2024 will be

18 267 tons of plastic

The country's annual per capita plastic waste production is

17 kg per capita per year

which is considered

Medium

The total plastic waste produced in this country is

20 757 tons of plastic

The amount of plastic waste EXPORTED by the country is

634 tons of plastic

which represents

3.0% of its total waste

This relative export is considered

Medium

The amount of plastic waste IMPORTED by the country is

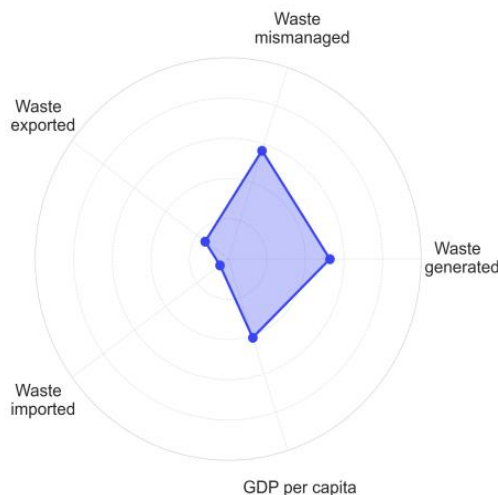
14 tons of plastic

which represents

0.1% of its total waste

This relative import is considered

Low



As per the Plastic Overshoot Day archetypes, this country is classified as one of:

The Low-Waste-Producing Polluters

Despite their low waste production levels, the Low-Waste-Producing Polluters contribute to plastic pollution levels due to their poor waste management practices. Depending on the size of the population, some countries can be large contributors to the global pollution.

Recommendations for driving necessary changes to mitigate plastic pollution and postpone the Overshoot Day in this country:

Develop local waste management infrastructure.

Invest in waste management policies like EPR.



Plastic pollution is caused not only by the improper disposal of plastic products but also by the release of primary microplastics from sources such as tire abrasion, shedding of textile fibers, pellets production and paint. It is expected that in 2024 this country will be responsible for releasing into the environment an average of

290 tons of microplastics in waterways.



In addition, plastic production and processing involve the use of additives, which can have harmful impacts on ecosystems and human health if they leak into the environment due to waste mismanagement. It is anticipated that in 2024, plastic waste mismanagement in this country will result in the release into waterways of

77 tons of chemical additives pollution.

*The Mismanaged Waste Index is the share of plastic waste generated by a country that is mismanaged

Ethiopia

Overshoot Day, or the date when the amount of plastic waste outweighs this country's ability to manage it, with environmental pollution occurring as a result, is:

21 January 2025

Plastic Overshoot Day is determined by a country's Mismanaged Waste Index*, which in this case is...

94.19%

In 2024, the world will experience **117 days** of plastic overshoot. This country will contribute to this overshoot by

8 hours 57 minutes

The Mismanaged Waste Index, or MWI, is

Very high

The expected mismanaged waste in 2024 will be

194 348 tons of plastic

The country's annual per capita plastic waste production is

2 kg per capita per year

which is considered

Low

The total plastic waste produced in this country is

206 333 tons of plastic

The amount of plastic waste EXPORTED by the country is

6 751 tons of plastic

which represents

3.2% of its total waste

This relative export is considered

High

The amount of plastic waste IMPORTED by the country is

1 611 tons of plastic

which represents

0.8% of its total waste

This relative import is considered

Low



As per the Plastic Overshoot Day archetypes, this country is classified as one of:

The Low-Waste-Producing Polluters

Despite their low waste production levels, the Low-Waste-Producing Polluters contribute to plastic pollution levels due to their poor waste management practices. Depending on the size of the population, some countries can be large contributors to the global pollution.

Recommendations for driving necessary changes to mitigate plastic pollution and postpone the Overshoot Day in this country:

Develop local waste management infrastructure.

Invest in waste management policies like EPR.



Plastic pollution is caused not only by the improper disposal of plastic products but also by the release of primary microplastics from sources such as tire abrasion, shedding of textile fibers, pellets production and paint. It is expected that in 2024 this country will be responsible for releasing into the environment an average of

12 026 tons of microplastics in waterways.



In addition, plastic production and processing involve the use of additives, which can have harmful impacts on ecosystems and human health if they leak into the environment due to waste mismanagement. It is anticipated that in 2024, plastic waste mismanagement in this country will result in the release into waterways of

823 tons of chemical additives pollution.

*The Mismanaged Waste Index is the share of plastic waste generated by a country that is mismanaged

Faroe Islands

Overshoot Day, or the date when the amount of plastic waste outweighs this country's ability to manage it, with environmental pollution occurring as a result, is:

21 August 2025

Plastic Overshoot Day is determined by a country's Mismanaged Waste Index*, which in this case is...

36.01%

In 2024, the world will experience **117 days** of plastic overshoot. This country will contribute to this overshoot by

7 minutes

The Mismanaged Waste Index, or MWI, is
High

The expected mismanaged waste in 2024 will be
2 823 tons of plastic

The country's annual per capita plastic waste production is
148 kg per capita per year

which is considered
Very high

The total plastic waste produced in this country is
7 841 tons of plastic

The amount of plastic waste EXPORTED by the country is
0 tons of plastic

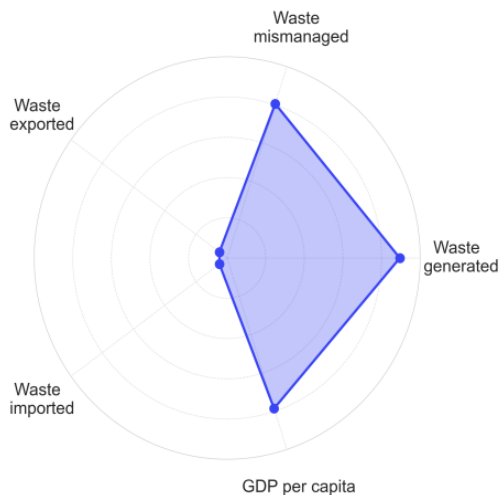
which represents
0.0% of its total waste

This relative export is considered
Low

The amount of plastic waste IMPORTED by the country is
0 tons of plastic

which represents
0.0% of its total waste

This relative import is considered
Low



As per the Plastic Overshoot Day archetypes, this country is classified as one of:

The Overloaders

The Overloaders are high plastic waste generators, who export a significant amount of their waste. Their waste is well managed. Unlike the similarly high-consuming Transactors, the Overloaders import less waste than they export. This imbalance therefore overloads the waste management systems of other countries, likely creating mismanagement issues in countries where Overloaders send their plastic waste.

Recommendations for driving necessary changes to mitigate plastic pollution and postpone the Overshoot Day in this country:

- Reduce plastic consumption.**
- Become circular.**



Plastic pollution is caused not only by the improper disposal of plastic products but also by the release of primary microplastics from sources such as tire abrasion, shedding of textile fibers, pellets production and paint. It is expected that in 2024 this country will be responsible for releasing into the environment an average of

1 058 tons of microplastics in waterways.



In addition, plastic production and processing involve the use of additives, which can have harmful impacts on ecosystems and human health if they leak into the environment due to waste mismanagement. It is anticipated that in 2024, plastic waste mismanagement in this country will result in the release into waterways of

12 tons of chemical additives pollution.

*The Mismanaged Waste Index is the share of plastic waste generated by a country that is mismanaged

Fiji

Overshoot Day, or the date when the amount of plastic waste outweighs this country's ability to manage it, with environmental pollution occurring as a result, is:

29 June 2025

Plastic Overshoot Day is determined by a country's Mismanaged Waste Index*, which in this case is...

50.63%

In 2024, the world will experience **117 days** of plastic overshoot. This country will contribute to this overshoot by

1 hours 48 minutes

The Mismanaged Waste Index, or MWI, is

High

The expected mismanaged waste in 2024 will be

19 594 tons of plastic

The country's annual per capita plastic waste production is

42 kg per capita per year

which is considered

Medium

The total plastic waste produced in this country is

38 704 tons of plastic

The amount of plastic waste EXPORTED by the country is

583 tons of plastic

which represents

1.5% of its total waste

This relative export is considered

Medium

The amount of plastic waste IMPORTED by the country is

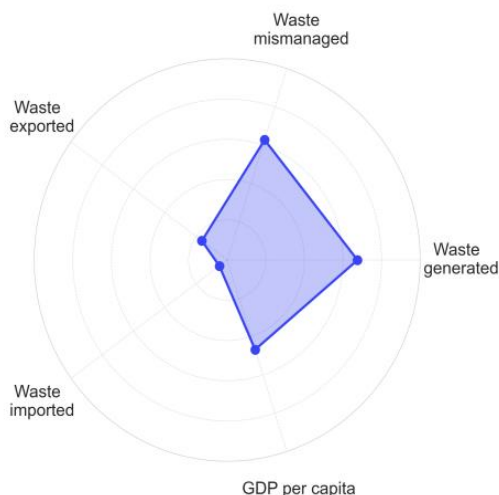
0 tons of plastic

which represents

0.0% of its total waste

This relative import is considered

Low



As per the Plastic Overshoot Day archetypes, this country is classified as one of:

The Moderate Polluters

On average, the Moderate Polluters tend to have a medium plastic waste generation level. Half of them export some of their waste. These countries do not effectively manage their waste and negative environmental impacts result both domestically and in the countries receiving the waste.

Recommendations for driving necessary changes to mitigate plastic pollution and postpone the Overshoot Day in this country:

Develop local waste management infrastructure.

Reduce plastic production and use.

Invest in waste management policies like EPR.



Plastic pollution is caused not only by the improper disposal of plastic products but also by the release of primary microplastics from sources such as tire abrasion, shedding of textile fibers, pellets production and paint. It is expected that in 2024 this country will be responsible for releasing into the environment an average of

680 tons of microplastics in waterways.



In addition, plastic production and processing involve the use of additives, which can have harmful impacts on ecosystems and human health if they leak into the environment due to waste mismanagement. It is anticipated that in 2024, plastic waste mismanagement in this country will result in the release into waterways of

83 tons of chemical additives pollution.

*The Mismanaged Waste Index is the share of plastic waste generated by a country that is mismanaged

Finland

Overshoot Day, or the date when the amount of plastic waste outweighs this country's ability to manage it, with environmental pollution occurring as a result, is:

20 December 2025

Plastic Overshoot Day is determined by a country's Mismanaged Waste Index*, which in this case is...

2.81%

In 2024, the world will experience **117 days** of plastic overshoot. This country will contribute to this overshoot by

20 minutes

The Mismanaged Waste Index, or MWI, is

Low

The expected mismanaged waste in 2024 will be

8 191 tons of plastic

The country's annual per capita plastic waste production is

53 kg per capita per year

which is considered

High

The total plastic waste produced in this country is

291 083 tons of plastic

The amount of plastic waste EXPORTED by the country is

20 819 tons of plastic

which represents

7.0% of its total waste

This relative export is considered

High

The amount of plastic waste IMPORTED by the country is

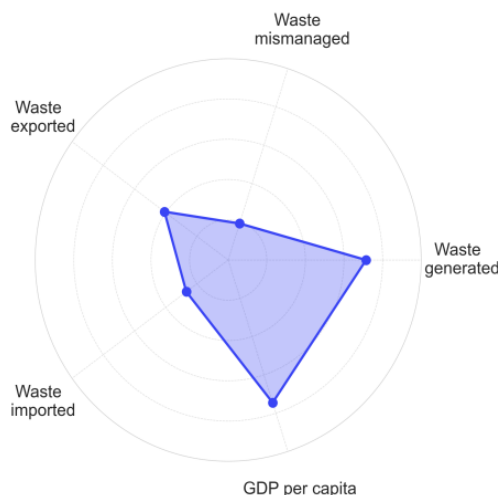
8 769 tons of plastic

which represents

2.9% of its total waste

This relative import is considered

Medium



As per the Plastic Overshoot Day archetypes, this country is classified as one of:

The Overloaders

The Overloaders are high plastic waste generators, who export a significant amount of their waste. Their waste is well managed. Unlike the similarly high-consuming Transactors, the Overloaders import less waste than they export. This imbalance therefore overloads the waste management systems of other countries, likely creating mismanagement issues in countries where Overloaders send their plastic waste.

Recommendations for driving necessary changes to mitigate plastic pollution and postpone the Overshoot Day in this country:

Reduce plastic consumption.

Become circular.



Plastic pollution is caused not only by the improper disposal of plastic products but also by the release of primary microplastics from sources such as tire abrasion, shedding of textile fibers, pellets production and paint. It is expected that in 2024 this country will be responsible for releasing into the environment an average of

5 726 tons of microplastics in waterways.



In addition, plastic production and processing involve the use of additives, which can have harmful impacts on ecosystems and human health if they leak into the environment due to waste mismanagement. It is anticipated that in 2024, plastic waste mismanagement in this country will result in the release into waterways of

35 tons of chemical additives pollution.

*The Mismanaged Waste Index is the share of plastic waste generated by a country that is mismanaged

France

Overshoot Day, or the date when the amount of plastic waste outweighs this country's ability to manage it, with environmental pollution occurring as a result, is:

10 December 2025

Plastic Overshoot Day is determined by a country's Mismanaged Waste Index*, which in this case is...

5.61%

In 2024, the world will experience **117 days** of plastic overshoot. This country will contribute to this overshoot by

9 hours 14 minutes

The Mismanaged Waste Index, or MWI, is

Low

The expected mismanaged waste in 2024 will be

226 083 tons of plastic

The country's annual per capita plastic waste production is

62 kg per capita per year

which is considered

High

The total plastic waste produced in this country is

4 027 578 tons of plastic

The amount of plastic waste EXPORTED by the country is

355 320 tons of plastic

which represents

8.6% of its total waste

This relative export is considered

High

The amount of plastic waste IMPORTED by the country is

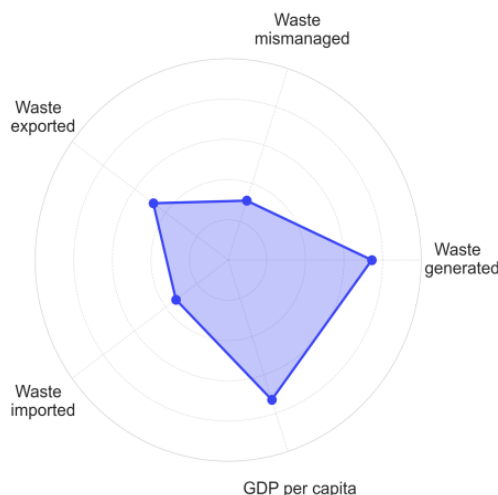
158 253 tons of plastic

which represents

3.8% of its total waste

This relative import is considered

High



As per the Plastic Overshoot Day archetypes, this country is classified as one of:

The Overloaders

The Overloaders are high plastic waste generators, who export a significant amount of their waste. Their waste is well managed. Unlike the similarly high-consuming Transactors, the Overloaders import less waste than they export. This imbalance therefore overloads the waste management systems of other countries, likely creating mismanagement issues in countries where Overloaders send their plastic waste.

Recommendations for driving necessary changes to mitigate plastic pollution and postpone the Overshoot Day in this country:

Reduce plastic consumption.

Become circular.



Plastic pollution is caused not only by the improper disposal of plastic products but also by the release of primary microplastics from sources such as tire abrasion, shedding of textile fibers, pellets production and paint. It is expected that in 2024 this country will be responsible for releasing into the environment an average of

53 549 tons of microplastics in waterways.



In addition, plastic production and processing involve the use of additives, which can have harmful impacts on ecosystems and human health if they leak into the environment due to waste mismanagement. It is anticipated that in 2024, plastic waste mismanagement in this country will result in the release into waterways of

958 tons of chemical additives pollution.

*The Mismanaged Waste Index is the share of plastic waste generated by a country that is mismanaged

French Polynesia

Overshoot Day, or the date when the amount of plastic waste outweighs this country's ability to manage it, with environmental pollution occurring as a result, is:

27 April 2025

Plastic Overshoot Day is determined by a country's Mismanaged Waste Index*, which in this case is...

67.70%

In 2024, the world will experience **117 days** of plastic overshoot. This country will contribute to this overshoot by

16 minutes

The Mismanaged Waste Index, or MWI, is

Very high

The expected mismanaged waste in 2024 will be

6 574 tons of plastic

The country's annual per capita plastic waste production is

32 kg per capita per year

which is considered

Medium

The total plastic waste produced in this country is

9 711 tons of plastic

The amount of plastic waste EXPORTED by the country is

0 tons of plastic

which represents

0.0% of its total waste

This relative export is considered

Low

The amount of plastic waste IMPORTED by the country is

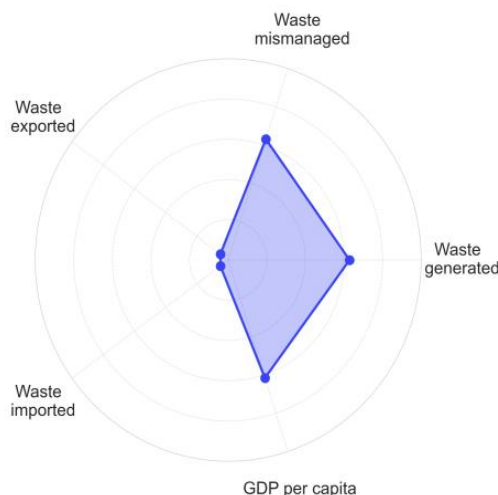
0 tons of plastic

which represents

0.0% of its total waste

This relative import is considered

Low



As per the Plastic Overshoot Day archetypes, this country is classified as one of:

The Moderate Polluters

On average, the Moderate Polluters tend to have a medium plastic waste generation level. Half of them export some of their waste. These countries do not effectively manage their waste and negative environmental impacts result both domestically and in the countries receiving the waste.

Recommendations for driving necessary changes to mitigate plastic pollution and postpone the Overshoot Day in this country:

Develop local waste management infrastructure.

Reduce plastic production and use.

Invest in waste management policies like EPR.



Plastic pollution is caused not only by the improper disposal of plastic products but also by the release of primary microplastics from sources such as tire abrasion, shedding of textile fibers, pellets production and paint. It is expected that in 2024 this country will be responsible for releasing into the environment an average of

1 354 tons of microplastics in waterways.



In addition, plastic production and processing involve the use of additives, which can have harmful impacts on ecosystems and human health if they leak into the environment due to waste mismanagement. It is anticipated that in 2024, plastic waste mismanagement in this country will result in the release into waterways of

28 tons of chemical additives pollution.

*The Mismanaged Waste Index is the share of plastic waste generated by a country that is mismanaged

Gabon

Overshoot Day, or the date when the amount of plastic waste outweighs this country's ability to manage it, with environmental pollution occurring as a result, is:

23 February 2025

Plastic Overshoot Day is determined by a country's Mismanaged Waste Index*, which in this case is...

85.06%

In 2024, the world will experience **117 days** of plastic overshoot. This country will contribute to this overshoot by

1 hours 52 minutes

The Mismanaged Waste Index, or MWI, is

Very high

The expected mismanaged waste in 2024 will be

21 114 tons of plastic

The country's annual per capita plastic waste production is

11 kg per capita per year

which is considered

Low

The total plastic waste produced in this country is

24 821 tons of plastic

The amount of plastic waste EXPORTED by the country is

110 tons of plastic

which represents

0.4% of its total waste

This relative export is considered

Low

The amount of plastic waste IMPORTED by the country is

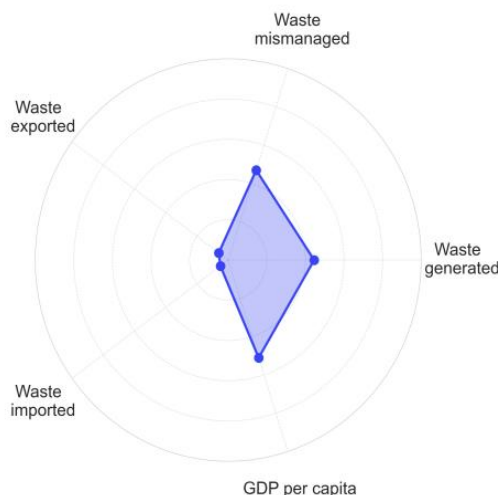
0 tons of plastic

which represents

0.0% of its total waste

This relative import is considered

Low



As per the Plastic Overshoot Day archetypes, this country is classified as one of:

The Low-Waste-Producing Polluters

Despite their low waste production levels, the Low-Waste-Producing Polluters contribute to plastic pollution levels due to their poor waste management practices. Depending on the size of the population, some countries can be large contributors to the global pollution.

Recommendations for driving necessary changes to mitigate plastic pollution and postpone the Overshoot Day in this country:

Develop local waste management infrastructure.

Invest in waste management policies like EPR.



Plastic pollution is caused not only by the improper disposal of plastic products but also by the release of primary microplastics from sources such as tire abrasion, shedding of textile fibers, pellets production and paint. It is expected that in 2024 this country will be responsible for releasing into the environment an average of

749 tons of microplastics in waterways.



In addition, plastic production and processing involve the use of additives, which can have harmful impacts on ecosystems and human health if they leak into the environment due to waste mismanagement. It is anticipated that in 2024, plastic waste mismanagement in this country will result in the release into waterways of

90 tons of chemical additives pollution.

*The Mismanaged Waste Index is the share of plastic waste generated by a country that is mismanaged

Gambia

Overshoot Day, or the date when the amount of plastic waste outweighs this country's ability to manage it, with environmental pollution occurring as a result, is:

08 February 2025

Plastic Overshoot Day is determined by a country's Mismanaged Waste Index*, which in this case is...

89.29%

In 2024, the world will experience **117 days** of plastic overshoot. This country will contribute to this overshoot by

1 hours 8 minutes

The Mismanaged Waste Index, or MWI, is

Very high

The expected mismanaged waste in 2024 will be

27 650 tons of plastic

The country's annual per capita plastic waste production is

12 kg per capita per year

which is considered

Low

The total plastic waste produced in this country is

30 966 tons of plastic

The amount of plastic waste EXPORTED by the country is

6 tons of plastic

which represents

0.0% of its total waste

This relative export is considered

Low

The amount of plastic waste IMPORTED by the country is

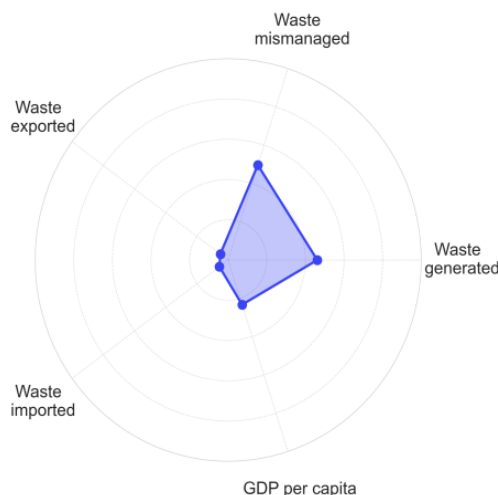
75 tons of plastic

which represents

0.2% of its total waste

This relative import is considered

Low



As per the Plastic Overshoot Day archetypes, this country is classified as one of:

The Low-Waste-Producing Polluters

Despite their low waste production levels, the Low-Waste-Producing Polluters contribute to plastic pollution levels due to their poor waste management practices. Depending on the size of the population, some countries can be large contributors to the global pollution.

Recommendations for driving necessary changes to mitigate plastic pollution and postpone the Overshoot Day in this country:

Develop local waste management infrastructure.

Invest in waste management policies like EPR.



Plastic pollution is caused not only by the improper disposal of plastic products but also by the release of primary microplastics from sources such as tire abrasion, shedding of textile fibers, pellets production and paint. It is expected that in 2024 this country will be responsible for releasing into the environment an average of

269 tons of microplastics in waterways.



In addition, plastic production and processing involve the use of additives, which can have harmful impacts on ecosystems and human health if they leak into the environment due to waste mismanagement. It is anticipated that in 2024, plastic waste mismanagement in this country will result in the release into waterways of

117 tons of chemical additives pollution.

*The Mismanaged Waste Index is the share of plastic waste generated by a country that is mismanaged

Georgia

Overshoot Day, or the date when the amount of plastic waste outweighs this country's ability to manage it, with environmental pollution occurring as a result, is:

20 March 2025

Plastic Overshoot Day is determined by a country's Mismanaged Waste Index*, which in this case is...

78.35%

In 2024, the world will experience **117 days** of plastic overshoot. This country will contribute to this overshoot by

3 hours 53 minutes

The Mismanaged Waste Index, or MWI, is

Very high

The expected mismanaged waste in 2024 will be

70 691 tons of plastic

The country's annual per capita plastic waste production is

24 kg per capita per year

which is considered

Medium

The total plastic waste produced in this country is

90 228 tons of plastic

The amount of plastic waste EXPORTED by the country is

2 213 tons of plastic

which represents

2.4% of its total waste

This relative export is considered

Medium

The amount of plastic waste IMPORTED by the country is

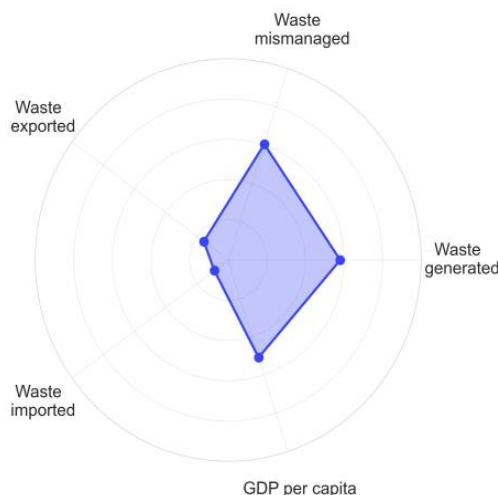
694 tons of plastic

which represents

0.8% of its total waste

This relative import is considered

Low



As per the Plastic Overshoot Day archetypes, this country is classified as one of:

The Low-Waste-Producing Polluters

Despite their low waste production levels, the Low-Waste-Producing Polluters contribute to plastic pollution levels due to their poor waste management practices. Depending on the size of the population, some countries can be large contributors to the global pollution.

Recommendations for driving necessary changes to mitigate plastic pollution and postpone the Overshoot Day in this country:

Develop local waste management infrastructure.

Invest in waste management policies like EPR.



Plastic pollution is caused not only by the improper disposal of plastic products but also by the release of primary microplastics from sources such as tire abrasion, shedding of textile fibers, pellets production and paint. It is expected that in 2024 this country will be responsible for releasing into the environment an average of

949 tons of microplastics in waterways.



In addition, plastic production and processing involve the use of additives, which can have harmful impacts on ecosystems and human health if they leak into the environment due to waste mismanagement. It is anticipated that in 2024, plastic waste mismanagement in this country will result in the release into waterways of

300 tons of chemical additives pollution.

*The Mismanaged Waste Index is the share of plastic waste generated by a country that is mismanaged

Germany

Overshoot Day, or the date when the amount of plastic waste outweighs this country's ability to manage it, with environmental pollution occurring as a result, is:

09 November 2025

Plastic Overshoot Day is determined by a country's Mismanaged Waste Index*, which in this case is...

13.98%

In 2024, the world will experience **117 days** of plastic overshoot. This country will contribute to this overshoot by

1 day 1 hours 13 minutes

The Mismanaged Waste Index, or MWI, is

Medium

The expected mismanaged waste in 2024 will be

616 829 tons of plastic

The country's annual per capita plastic waste production is

53 kg per capita per year

which is considered

High

The total plastic waste produced in this country is

4 410 991 tons of plastic

The amount of plastic waste EXPORTED by the country is

834 234 tons of plastic

which represents

18.5% of its total waste

This relative export is considered

Very high

The amount of plastic waste IMPORTED by the country is

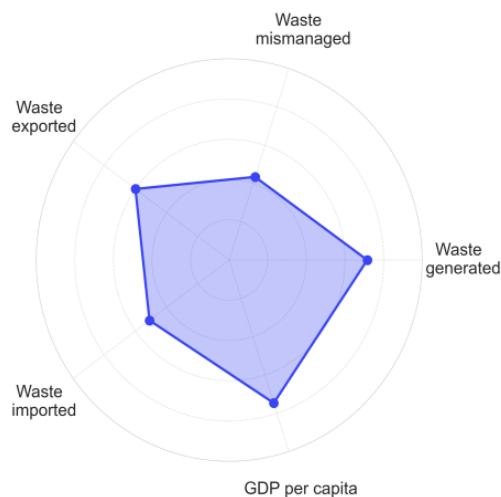
534 919 tons of plastic

which represents

11.9% of its total waste

This relative import is considered

Very high



As per the Plastic Overshoot Day archetypes, this country is classified as one of:

The Overloaders

The Overloaders are high plastic waste generators, who export a significant amount of their waste. Their waste is well managed. Unlike the similarly high-consuming Transactors, the Overloaders import less waste than they export. This imbalance therefore overloads the waste management systems of other countries, likely creating mismanagement issues in countries where Overloaders send their plastic waste.

Recommendations for driving necessary changes to mitigate plastic pollution and postpone the Overshoot Day in this country:

Reduce plastic consumption.

Become circular.



Plastic pollution is caused not only by the improper disposal of plastic products but also by the release of primary microplastics from sources such as tire abrasion, shedding of textile fibers, pellets production and paint. It is expected that in 2024 this country will be responsible for releasing into the environment an average of

74 220 tons of microplastics in waterways.



In addition, plastic production and processing involve the use of additives, which can have harmful impacts on ecosystems and human health if they leak into the environment due to waste mismanagement. It is anticipated that in 2024, plastic waste mismanagement in this country will result in the release into waterways of

2 614 tons of chemical additives pollution.

*The Mismanaged Waste Index is the share of plastic waste generated by a country that is mismanaged

Ghana

Overshoot Day, or the date when the amount of plastic waste outweighs this country's ability to manage it, with environmental pollution occurring as a result, is:

18 February 2025

Plastic Overshoot Day is determined by a country's Mismanaged Waste Index*, which in this case is...

86.35%

In 2024, the world will experience **117 days** of plastic overshoot. This country will contribute to this overshoot by

15 hours 9 minutes

The Mismanaged Waste Index, or MWI, is

Very high

The expected mismanaged waste in 2024 will be

370 876 tons of plastic

The country's annual per capita plastic waste production is

13 kg per capita per year

which is considered

Low

The total plastic waste produced in this country is

429 492 tons of plastic

The amount of plastic waste EXPORTED by the country is

5 499 tons of plastic

which represents

1.3% of its total waste

This relative export is considered

Medium

The amount of plastic waste IMPORTED by the country is

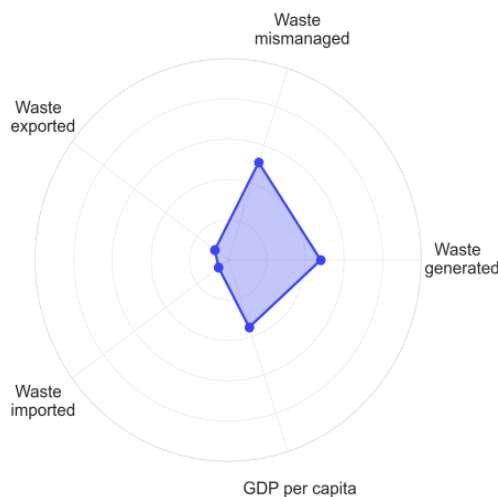
1 779 tons of plastic

which represents

0.4% of its total waste

This relative import is considered

Low



As per the Plastic Overshoot Day archetypes, this country is classified as one of:

The Low-Waste-Producing Polluters

Despite their low waste production levels, the Low-Waste-Producing Polluters contribute to plastic pollution levels due to their poor waste management practices. Depending on the size of the population, some countries can be large contributors to the global pollution.

Recommendations for driving necessary changes to mitigate plastic pollution and postpone the Overshoot Day in this country:

Develop local waste management infrastructure.

Invest in waste management policies like EPR.



Plastic pollution is caused not only by the improper disposal of plastic products but also by the release of primary microplastics from sources such as tire abrasion, shedding of textile fibers, pellets production and paint. It is expected that in 2024 this country will be responsible for releasing into the environment an average of

3 845 tons of microplastics in waterways.



In addition, plastic production and processing involve the use of additives, which can have harmful impacts on ecosystems and human health if they leak into the environment due to waste mismanagement. It is anticipated that in 2024, plastic waste mismanagement in this country will result in the release into waterways of

1 571 tons of chemical additives pollution.

*The Mismanaged Waste Index is the share of plastic waste generated by a country that is mismanaged

Gibraltar

Overshoot Day, or the date when the amount of plastic waste outweighs this country's ability to manage it, with environmental pollution occurring as a result, is:

21 October 2025

Plastic Overshoot Day is determined by a country's Mismanaged Waste Index*, which in this case is...

19.33%

In 2024, the world will experience **117 days** of plastic overshoot. This country will contribute to this overshoot by

1 minutes

The Mismanaged Waste Index, or MWI, is

Medium

The expected mismanaged waste in 2024 will be

402 tons of plastic

The country's annual per capita plastic waste production is

64 kg per capita per year

which is considered

High

The total plastic waste produced in this country is

2 077 tons of plastic

The amount of plastic waste EXPORTED by the country is

284 tons of plastic

which represents

13.4% of its total waste

This relative export is considered

Very high

The amount of plastic waste IMPORTED by the country is

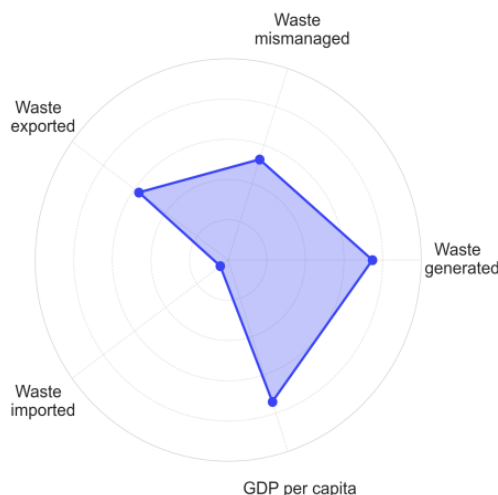
0 tons of plastic

which represents

0.0% of its total waste

This relative import is considered

Low



As per the Plastic Overshoot Day archetypes, this country is classified as one of:

The Overloaders

The Overloaders are high plastic waste generators, who export a significant amount of their waste. Their waste is well managed. Unlike the similarly high-consuming Transactors, the Overloaders import less waste than they export. This imbalance therefore overloads the waste management systems of other countries, likely creating mismanagement issues in countries where Overloaders send their plastic waste.

Recommendations for driving necessary changes to mitigate plastic pollution and postpone the Overshoot Day in this country:

Reduce plastic consumption.

Become circular.



Plastic pollution is caused not only by the improper disposal of plastic products but also by the release of primary microplastics from sources such as tire abrasion, shedding of textile fibers, pellets production and paint. It is expected that in 2024 this country will be responsible for releasing into the environment an average of

1 045 tons of microplastics in waterways.



In addition, plastic production and processing involve the use of additives, which can have harmful impacts on ecosystems and human health if they leak into the environment due to waste mismanagement. It is anticipated that in 2024, plastic waste mismanagement in this country will result in the release into waterways of

2 tons of chemical additives pollution.

*The Mismanaged Waste Index is the share of plastic waste generated by a country that is mismanaged

Greece

Overshoot Day, or the date when the amount of plastic waste outweighs this country's ability to manage it, with environmental pollution occurring as a result, is:

01 August 2025

Plastic Overshoot Day is determined by a country's Mismanaged Waste Index*, which in this case is...

41.40%

In 2024, the world will experience **117 days** of plastic overshoot. This country will contribute to this overshoot by

14 hours 13 minutes

The Mismanaged Waste Index, or MWI, is

High

The expected mismanaged waste in 2024 will be

347 961 tons of plastic

The country's annual per capita plastic waste production is

80 kg per capita per year

which is considered

High

The total plastic waste produced in this country is

840 450 tons of plastic

The amount of plastic waste EXPORTED by the country is

65 027 tons of plastic

which represents

7.6% of its total waste

This relative export is considered

High

The amount of plastic waste IMPORTED by the country is

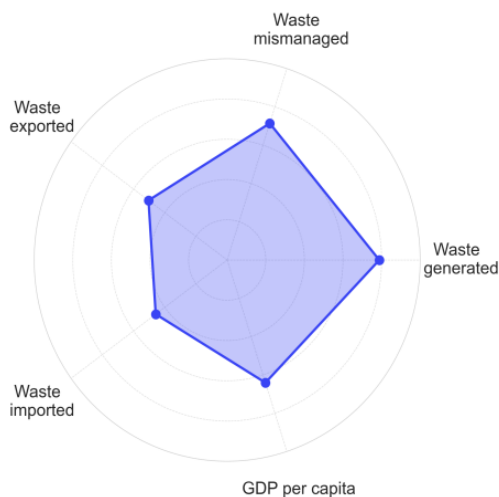
51 121 tons of plastic

which represents

5.9% of its total waste

This relative import is considered

High



As per the Plastic Overshoot Day archetypes, this country is classified as one of:

The Overloaders

The Overloaders are high plastic waste generators, who export a significant amount of their waste. Their waste is well managed. Unlike the similarly high-consuming Transactors, the Overloaders import less waste than they export. This imbalance therefore overloads the waste management systems of other countries, likely creating mismanagement issues in countries where Overloaders send their plastic waste.

Recommendations for driving necessary changes to mitigate plastic pollution and postpone the Overshoot Day in this country:

Reduce plastic consumption.

Become circular.



Plastic pollution is caused not only by the improper disposal of plastic products but also by the release of primary microplastics from sources such as tire abrasion, shedding of textile fibers, pellets production and paint. It is expected that in 2024 this country will be responsible for releasing into the environment an average of

8 360 tons of microplastics in waterways.



In addition, plastic production and processing involve the use of additives, which can have harmful impacts on ecosystems and human health if they leak into the environment due to waste mismanagement. It is anticipated that in 2024, plastic waste mismanagement in this country will result in the release into waterways of

1 474 tons of chemical additives pollution.

*The Mismanaged Waste Index is the share of plastic waste generated by a country that is mismanaged

Greenland

Overshoot Day, or the date when the amount of plastic waste outweighs this country's ability to manage it, with environmental pollution occurring as a result, is:

12 December 2025

Plastic Overshoot Day is determined by a country's Mismanaged Waste Index*, which in this case is...

5.06%

In 2024, the world will experience **117 days** of plastic overshoot. This country will contribute to this overshoot by

0 minutes

The Mismanaged Waste Index, or MWI, is

Low

The expected mismanaged waste in 2024 will be

152 tons of plastic

The country's annual per capita plastic waste production is

54 kg per capita per year

which is considered

High

The total plastic waste produced in this country is

3 014 tons of plastic

The amount of plastic waste EXPORTED by the country is

30 tons of plastic

which represents

1.0% of its total waste

This relative export is considered

Low

The amount of plastic waste IMPORTED by the country is

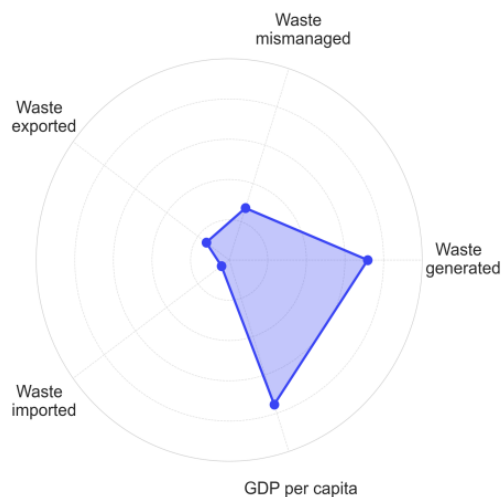
0 tons of plastic

which represents

0.0% of its total waste

This relative import is considered

Low



As per the Plastic Overshoot Day archetypes, this country is classified as one of:

The Overloaders

The Overloaders are high plastic waste generators, who export a significant amount of their waste. Their waste is well managed. Unlike the similarly high-consuming Transactors, the Overloaders import less waste than they export. This imbalance therefore overloads the waste management systems of other countries, likely creating mismanagement issues in countries where Overloaders send their plastic waste.

Recommendations for driving necessary changes to mitigate plastic pollution and postpone the Overshoot Day in this country:

Reduce plastic consumption.

Become circular.



Plastic pollution is caused not only by the improper disposal of plastic products but also by the release of primary microplastics from sources such as tire abrasion, shedding of textile fibers, pellets production and paint. It is expected that in 2024 this country will be responsible for releasing into the environment an average of

1 054 tons of microplastics in waterways.



In addition, plastic production and processing involve the use of additives, which can have harmful impacts on ecosystems and human health if they leak into the environment due to waste mismanagement. It is anticipated that in 2024, plastic waste mismanagement in this country will result in the release into waterways of

1 tons of chemical additives pollution.

*The Mismanaged Waste Index is the share of plastic waste generated by a country that is mismanaged

Grenada

Overshoot Day, or the date when the amount of plastic waste outweighs this country's ability to manage it, with environmental pollution occurring as a result, is:

29 September 2025

Plastic Overshoot Day is determined by a country's Mismanaged Waste Index*, which in this case is...

25.28%

In 2024, the world will experience **117 days** of plastic overshoot. This country will contribute to this overshoot by

1 minutes

The Mismanaged Waste Index, or MWI, is

Medium

The expected mismanaged waste in 2024 will be

358 tons of plastic

The country's annual per capita plastic waste production is

11 kg per capita per year

which is considered

Low

The total plastic waste produced in this country is

1 417 tons of plastic

The amount of plastic waste EXPORTED by the country is

0 tons of plastic

which represents

0.0% of its total waste

This relative export is considered

Low

The amount of plastic waste IMPORTED by the country is

0 tons of plastic

which represents

0.0% of its total waste

This relative import is considered

Low



As per the Plastic Overshoot Day archetypes, this country is classified as one of:

The Self-Sustainers

The Self-Sustainers are moderate plastic waste generators per capita that can to some extent manage their waste internally, although improvements are needed for some of them.

Recommendations for driving necessary changes to mitigate plastic pollution and postpone the Overshoot Day in this country:

Reduce plastic production and use.

Develop local waste management infrastructure.

Become circular.



Plastic pollution is caused not only by the improper disposal of plastic products but also by the release of primary microplastics from sources such as tire abrasion, shedding of textile fibers, pellets production and paint. It is expected that in 2024 this country will be responsible for releasing into the environment an average of

464 tons of microplastics in waterways.



In addition, plastic production and processing involve the use of additives, which can have harmful impacts on ecosystems and human health if they leak into the environment due to waste mismanagement. It is anticipated that in 2024, plastic waste mismanagement in this country will result in the release into waterways of

2 tons of chemical additives pollution.

*The Mismanaged Waste Index is the share of plastic waste generated by a country that is mismanaged

Guam

Overshoot Day, or the date when the amount of plastic waste outweighs this country's ability to manage it, with environmental pollution occurring as a result, is:

27 October 2025

Plastic Overshoot Day is determined by a country's Mismanaged Waste Index*, which in this case is...

17.63%

In 2024, the world will experience **117 days** of plastic overshoot. This country will contribute to this overshoot by

1 minutes

The Mismanaged Waste Index, or MWI, is

Medium

The expected mismanaged waste in 2024 will be

426 tons of plastic

The country's annual per capita plastic waste production is

14 kg per capita per year

which is considered

Low

The total plastic waste produced in this country is

2 414 tons of plastic

The amount of plastic waste EXPORTED by the country is

0 tons of plastic

which represents

0.0% of its total waste

This relative export is considered

Low

The amount of plastic waste IMPORTED by the country is

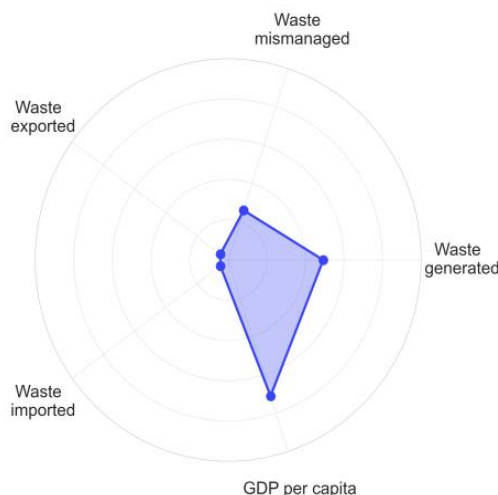
0 tons of plastic

which represents

0.0% of its total waste

This relative import is considered

Low



As per the Plastic Overshoot Day archetypes, this country is classified as one of:

The Self-Sustainers

The Self-Sustainers are moderate plastic waste generators per capita that can to some extent manage their waste internally, although improvements are needed for some of them.

Recommendations for driving necessary changes to mitigate plastic pollution and postpone the Overshoot Day in this country:

Reduce plastic production and use.

Develop local waste management infrastructure.

Become circular.



Plastic pollution is caused not only by the improper disposal of plastic products but also by the release of primary microplastics from sources such as tire abrasion, shedding of textile fibers, pellets production and paint. It is expected that in 2024 this country will be responsible for releasing into the environment an average of

1 209 tons of microplastics in waterways.



In addition, plastic production and processing involve the use of additives, which can have harmful impacts on ecosystems and human health if they leak into the environment due to waste mismanagement. It is anticipated that in 2024, plastic waste mismanagement in this country will result in the release into waterways of

2 tons of chemical additives pollution.

*The Mismanaged Waste Index is the share of plastic waste generated by a country that is mismanaged

Guatemala

Overshoot Day, or the date when the amount of plastic waste outweighs this country's ability to manage it, with environmental pollution occurring as a result, is:

28 April 2025

Plastic Overshoot Day is determined by a country's Mismanaged Waste Index*, which in this case is...

67.66%

In 2024, the world will experience **117 days** of plastic overshoot. This country will contribute to this overshoot by

12 hours 38 minutes

The Mismanaged Waste Index, or MWI, is

Very high

The expected mismanaged waste in 2024 will be

284 461 tons of plastic

The country's annual per capita plastic waste production is

24 kg per capita per year

which is considered

Medium

The total plastic waste produced in this country is

420 404 tons of plastic

The amount of plastic waste EXPORTED by the country is

15 813 tons of plastic

which represents

3.7% of its total waste

This relative export is considered

High

The amount of plastic waste IMPORTED by the country is

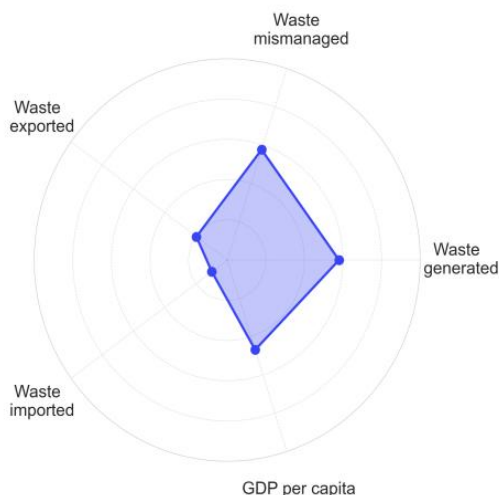
4 140 tons of plastic

which represents

1.0% of its total waste

This relative import is considered

Low



As per the Plastic Overshoot Day archetypes, this country is classified as one of:

The Moderate Polluters

On average, the Moderate Polluters tend to have a medium plastic waste generation level. Half of them export some of their waste. These countries do not effectively manage their waste and negative environmental impacts result both domestically and in the countries receiving the waste.

Recommendations for driving necessary changes to mitigate plastic pollution and postpone the Overshoot Day in this country:

Develop local waste management infrastructure.

Reduce plastic production and use.

Invest in waste management policies like EPR.



Plastic pollution is caused not only by the improper disposal of plastic products but also by the release of primary microplastics from sources such as tire abrasion, shedding of textile fibers, pellets production and paint. It is expected that in 2024 this country will be responsible for releasing into the environment an average of

3 257 tons of microplastics in waterways.



In addition, plastic production and processing involve the use of additives, which can have harmful impacts on ecosystems and human health if they leak into the environment due to waste mismanagement. It is anticipated that in 2024, plastic waste mismanagement in this country will result in the release into waterways of

1 205 tons of chemical additives pollution.

*The Mismanaged Waste Index is the share of plastic waste generated by a country that is mismanaged

Guinea

Overshoot Day, or the date when the amount of plastic waste outweighs this country's ability to manage it, with environmental pollution occurring as a result, is:

04 February 2025

Plastic Overshoot Day is determined by a country's Mismanaged Waste Index*, which in this case is...

90.28%

In 2024, the world will experience **117 days** of plastic overshoot. This country will contribute to this overshoot by

3 hours 4 minutes

The Mismanaged Waste Index, or MWI, is

Very high

The expected mismanaged waste in 2024 will be

74 917 tons of plastic

The country's annual per capita plastic waste production is

6 kg per capita per year

which is considered

Low

The total plastic waste produced in this country is

82 985 tons of plastic

The amount of plastic waste EXPORTED by the country is

0 tons of plastic

which represents

0.0% of its total waste

This relative export is considered

Low

The amount of plastic waste IMPORTED by the country is

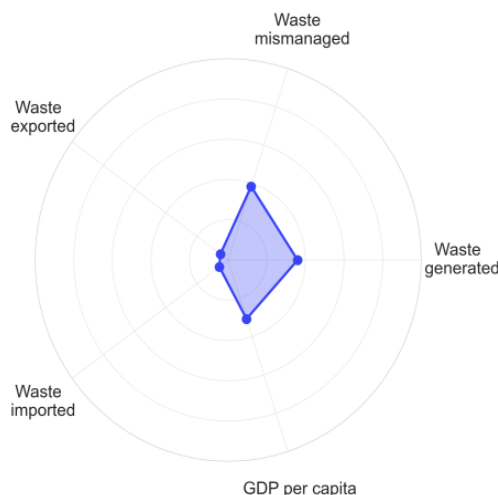
418 tons of plastic

which represents

0.5% of its total waste

This relative import is considered

Low



As per the Plastic Overshoot Day archetypes, this country is classified as one of:

The Low-Waste-Producing Polluters

Despite their low waste production levels, the Low-Waste-Producing Polluters contribute to plastic pollution levels due to their poor waste management practices. Depending on the size of the population, some countries can be large contributors to the global pollution.

Recommendations for driving necessary changes to mitigate plastic pollution and postpone the Overshoot Day in this country:

Develop local waste management infrastructure.

Invest in waste management policies like EPR.



Plastic pollution is caused not only by the improper disposal of plastic products but also by the release of primary microplastics from sources such as tire abrasion, shedding of textile fibers, pellets production and paint. It is expected that in 2024 this country will be responsible for releasing into the environment an average of

1 342 tons of microplastics in waterways.



In addition, plastic production and processing involve the use of additives, which can have harmful impacts on ecosystems and human health if they leak into the environment due to waste mismanagement. It is anticipated that in 2024, plastic waste mismanagement in this country will result in the release into waterways of

317 tons of chemical additives pollution.

*The Mismanaged Waste Index is the share of plastic waste generated by a country that is mismanaged

Guinea-Bissau

Overshoot Day, or the date when the amount of plastic waste outweighs this country's ability to manage it, with environmental pollution occurring as a result, is:

16 January 2025

Plastic Overshoot Day is determined by a country's Mismanaged Waste Index*, which in this case is...

95.40%

In 2024, the world will experience **117 days** of plastic overshoot. This country will contribute to this overshoot by

29 minutes

The Mismanaged Waste Index, or MWI, is

Very high

The expected mismanaged waste in 2024 will be

11 691 tons of plastic

The country's annual per capita plastic waste production is

6 kg per capita per year

which is considered

Low

The total plastic waste produced in this country is

12 254 tons of plastic

The amount of plastic waste EXPORTED by the country is

0 tons of plastic

which represents

0.0% of its total waste

This relative export is considered

Low

The amount of plastic waste IMPORTED by the country is

15 tons of plastic

which represents

0.1% of its total waste

This relative import is considered

Low



As per the Plastic Overshoot Day archetypes, this country is classified as one of:

The Low-Waste-Producing Polluters

Despite their low waste production levels, the Low-Waste-Producing Polluters contribute to plastic pollution levels due to their poor waste management practices. Depending on the size of the population, some countries can be large contributors to the global pollution.

Recommendations for driving necessary changes to mitigate plastic pollution and postpone the Overshoot Day in this country:

Develop local waste management infrastructure.

Invest in waste management policies like EPR.



Plastic pollution is caused not only by the improper disposal of plastic products but also by the release of primary microplastics from sources such as tire abrasion, shedding of textile fibers, pellets production and paint. It is expected that in 2024 this country will be responsible for releasing into the environment an average of

213 tons of microplastics in waterways.



In addition, plastic production and processing involve the use of additives, which can have harmful impacts on ecosystems and human health if they leak into the environment due to waste mismanagement. It is anticipated that in 2024, plastic waste mismanagement in this country will result in the release into waterways of

50 tons of chemical additives pollution.

*The Mismanaged Waste Index is the share of plastic waste generated by a country that is mismanaged

Guyana

Overshoot Day, or the date when the amount of plastic waste outweighs this country's ability to manage it, with environmental pollution occurring as a result, is:

22 June 2025

Plastic Overshoot Day is determined by a country's Mismanaged Waste Index*, which in this case is...

52.46%

In 2024, the world will experience **117 days** of plastic overshoot. This country will contribute to this overshoot by

1 hours 32 minutes

The Mismanaged Waste Index, or MWI, is

High

The expected mismanaged waste in 2024 will be

13 206 tons of plastic

The country's annual per capita plastic waste production is

31 kg per capita per year

which is considered

Medium

The total plastic waste produced in this country is

25 172 tons of plastic

The amount of plastic waste EXPORTED by the country is

68 tons of plastic

which represents

0.3% of its total waste

This relative export is considered

Low

The amount of plastic waste IMPORTED by the country is

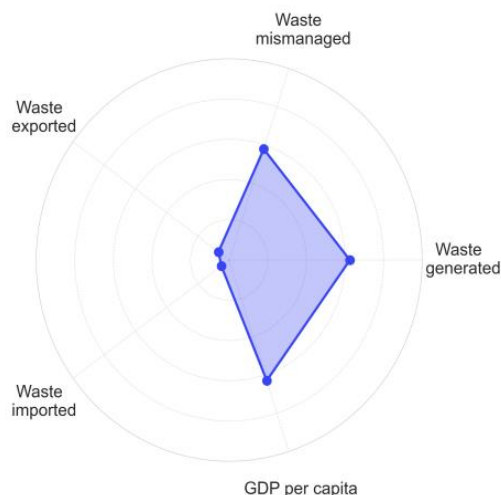
0 tons of plastic

which represents

0.0% of its total waste

This relative import is considered

Low



As per the Plastic Overshoot Day archetypes, this country is classified as one of:

The Moderate Polluters

On average, the Moderate Polluters tend to have a medium plastic waste generation level. Half of them export some of their waste. These countries do not effectively manage their waste and negative environmental impacts result both domestically and in the countries receiving the waste.

Recommendations for driving necessary changes to mitigate plastic pollution and postpone the Overshoot Day in this country:

Develop local waste management infrastructure.

Reduce plastic production and use.

Invest in waste management policies like EPR.



Plastic pollution is caused not only by the improper disposal of plastic products but also by the release of primary microplastics from sources such as tire abrasion, shedding of textile fibers, pellets production and paint. It is expected that in 2024 this country will be responsible for releasing into the environment an average of

576 tons of microplastics in waterways.



In addition, plastic production and processing involve the use of additives, which can have harmful impacts on ecosystems and human health if they leak into the environment due to waste mismanagement. It is anticipated that in 2024, plastic waste mismanagement in this country will result in the release into waterways of

56 tons of chemical additives pollution.

*The Mismanaged Waste Index is the share of plastic waste generated by a country that is mismanaged

Haiti

Overshoot Day, or the date when the amount of plastic waste outweighs this country's ability to manage it, with environmental pollution occurring as a result, is:

19 February 2025

Plastic Overshoot Day is determined by a country's Mismanaged Waste Index*, which in this case is...

86.04%

In 2024, the world will experience **117 days** of plastic overshoot. This country will contribute to this overshoot by

4 hours 42 minutes

The Mismanaged Waste Index, or MWI, is

Very high

The expected mismanaged waste in 2024 will be

90 632 tons of plastic

The country's annual per capita plastic waste production is

9 kg per capita per year

which is considered

Low

The total plastic waste produced in this country is

105 332 tons of plastic

The amount of plastic waste EXPORTED by the country is

1 913 tons of plastic

which represents

1.8% of its total waste

This relative export is considered

Medium

The amount of plastic waste IMPORTED by the country is

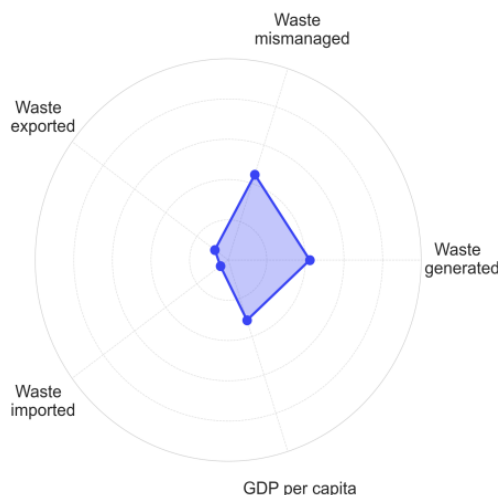
0 tons of plastic

which represents

0.0% of its total waste

This relative import is considered

Low



As per the Plastic Overshoot Day archetypes, this country is classified as one of:

The Low-Waste-Producing Polluters

Despite their low waste production levels, the Low-Waste-Producing Polluters contribute to plastic pollution levels due to their poor waste management practices. Depending on the size of the population, some countries can be large contributors to the global pollution.

Recommendations for driving necessary changes to mitigate plastic pollution and postpone the Overshoot Day in this country:

Develop local waste management infrastructure.

Invest in waste management policies like EPR.



Plastic pollution is caused not only by the improper disposal of plastic products but also by the release of primary microplastics from sources such as tire abrasion, shedding of textile fibers, pellets production and paint. It is expected that in 2024 this country will be responsible for releasing into the environment an average of

1 544 tons of microplastics in waterways.



In addition, plastic production and processing involve the use of additives, which can have harmful impacts on ecosystems and human health if they leak into the environment due to waste mismanagement. It is anticipated that in 2024, plastic waste mismanagement in this country will result in the release into waterways of

384 tons of chemical additives pollution.

*The Mismanaged Waste Index is the share of plastic waste generated by a country that is mismanaged

Honduras

Overshoot Day, or the date when the amount of plastic waste outweighs this country's ability to manage it, with environmental pollution occurring as a result, is:

10 May 2025

Plastic Overshoot Day is determined by a country's Mismanaged Waste Index*, which in this case is...

64.18%

In 2024, the world will experience **117 days** of plastic overshoot. This country will contribute to this overshoot by

5 hours 41 minutes

The Mismanaged Waste Index, or MWI, is

Very high

The expected mismanaged waste in 2024 will be

114 714 tons of plastic

The country's annual per capita plastic waste production is

17 kg per capita per year

which is considered

Medium

The total plastic waste produced in this country is

178 744 tons of plastic

The amount of plastic waste EXPORTED by the country is

6 327 tons of plastic

which represents

3.5% of its total waste

This relative export is considered

High

The amount of plastic waste IMPORTED by the country is

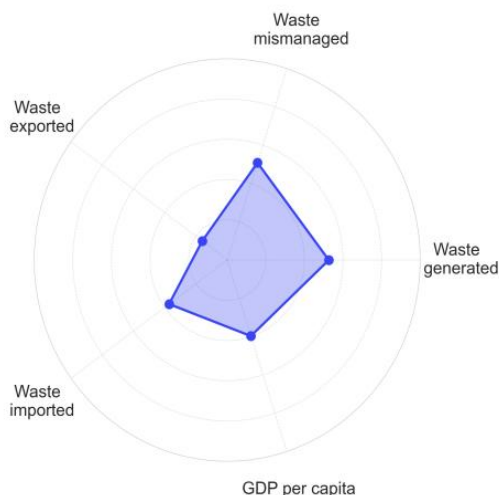
31 504 tons of plastic

which represents

17.2% of its total waste

This relative import is considered

Very high



As per the Plastic Overshoot Day archetypes, this country is classified as one of:

The Moderate Polluters

On average, the Moderate Polluters tend to have a medium plastic waste generation level. Half of them export some of their waste. These countries do not effectively manage their waste and negative environmental impacts result both domestically and in the countries receiving the waste.

Recommendations for driving necessary changes to mitigate plastic pollution and postpone the Overshoot Day in this country:

Develop local waste management infrastructure.

Reduce plastic production and use.

Invest in waste management policies like EPR.



Plastic pollution is caused not only by the improper disposal of plastic products but also by the release of primary microplastics from sources such as tire abrasion, shedding of textile fibers, pellets production and paint. It is expected that in 2024 this country will be responsible for releasing into the environment an average of

1 724 tons of microplastics in waterways.



In addition, plastic production and processing involve the use of additives, which can have harmful impacts on ecosystems and human health if they leak into the environment due to waste mismanagement. It is anticipated that in 2024, plastic waste mismanagement in this country will result in the release into waterways of

486 tons of chemical additives pollution.

*The Mismanaged Waste Index is the share of plastic waste generated by a country that is mismanaged

Hong Kong SAR, China

Overshoot Day, or the date when the amount of plastic waste outweighs this country's ability to manage it, with environmental pollution occurring as a result, is:

30 November 2025

Plastic Overshoot Day is determined by a country's Mismanaged Waste Index*, which in this case is...

8.36%

In 2024, the world will experience **117 days** of plastic overshoot. This country will contribute to this overshoot by

3 hours 5 minutes

The Mismanaged Waste Index, or MWI, is

Low

The expected mismanaged waste in 2024 will be

75 543 tons of plastic

The country's annual per capita plastic waste production is

121 kg per capita per year

which is considered

Very high

The total plastic waste produced in this country is

903 831 tons of plastic

The amount of plastic waste EXPORTED by the country is

29 718 tons of plastic

which represents

3.2% of its total waste

This relative export is considered

High

The amount of plastic waste IMPORTED by the country is

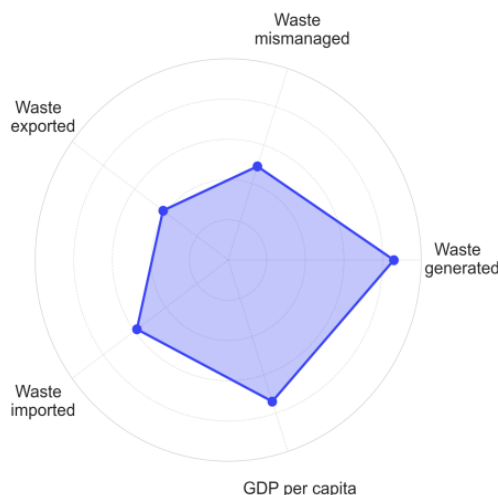
69 326 tons of plastic

which represents

7.5% of its total waste

This relative import is considered

High



As per the Plastic Overshoot Day archetypes, this country is classified as one of:

The Overloaders

The Overloaders are high plastic waste generators, who export a significant amount of their waste. Their waste is well managed. Unlike the similarly high-consuming Transactors, the Overloaders import less waste than they export. This imbalance therefore overloads the waste management systems of other countries, likely creating mismanagement issues in countries where Overloaders send their plastic waste.

Recommendations for driving necessary changes to mitigate plastic pollution and postpone the Overshoot Day in this country:

Reduce plastic consumption.

Become circular.



Plastic pollution is caused not only by the improper disposal of plastic products but also by the release of primary microplastics from sources such as tire abrasion, shedding of textile fibers, pellets production and paint. It is expected that in 2024 this country will be responsible for releasing into the environment an average of

8 944 tons of microplastics in waterways.



In addition, plastic production and processing involve the use of additives, which can have harmful impacts on ecosystems and human health if they leak into the environment due to waste mismanagement. It is anticipated that in 2024, plastic waste mismanagement in this country will result in the release into waterways of

320 tons of chemical additives pollution.

*The Mismanaged Waste Index is the share of plastic waste generated by a country that is mismanaged

Hungary

Overshoot Day, or the date when the amount of plastic waste outweighs this country's ability to manage it, with environmental pollution occurring as a result, is:

07 December 2025

Plastic Overshoot Day is determined by a country's Mismanaged Waste Index*, which in this case is...

6.57%

In 2024, the world will experience **117 days** of plastic overshoot. This country will contribute to this overshoot by

1 hours 20 minutes

The Mismanaged Waste Index, or MWI, is

Low

The expected mismanaged waste in 2024 will be

32 769 tons of plastic

The country's annual per capita plastic waste production is

51 kg per capita per year

which is considered

High

The total plastic waste produced in this country is

498 433 tons of plastic

The amount of plastic waste EXPORTED by the country is

39 808 tons of plastic

which represents

7.8% of its total waste

This relative export is considered

High

The amount of plastic waste IMPORTED by the country is

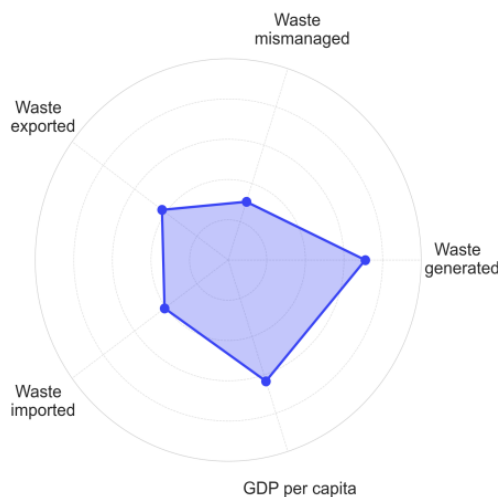
36 319 tons of plastic

which represents

7.1% of its total waste

This relative import is considered

High



As per the Plastic Overshoot Day archetypes, this country is classified as one of:

The Overloaders

The Overloaders are high plastic waste generators, who export a significant amount of their waste. Their waste is well managed. Unlike the similarly high-consuming Transactors, the Overloaders import less waste than they export. This imbalance therefore overloads the waste management systems of other countries, likely creating mismanagement issues in countries where Overloaders send their plastic waste.

Recommendations for driving necessary changes to mitigate plastic pollution and postpone the Overshoot Day in this country:

Reduce plastic consumption.

Become circular.



Plastic pollution is caused not only by the improper disposal of plastic products but also by the release of primary microplastics from sources such as tire abrasion, shedding of textile fibers, pellets production and paint. It is expected that in 2024 this country will be responsible for releasing into the environment an average of

9 896 tons of microplastics in waterways.



In addition, plastic production and processing involve the use of additives, which can have harmful impacts on ecosystems and human health if they leak into the environment due to waste mismanagement. It is anticipated that in 2024, plastic waste mismanagement in this country will result in the release into waterways of

139 tons of chemical additives pollution.

*The Mismanaged Waste Index is the share of plastic waste generated by a country that is mismanaged

Iceland

Overshoot Day, or the date when the amount of plastic waste outweighs this country's ability to manage it, with environmental pollution occurring as a result, is:

21 December 2025

Plastic Overshoot Day is determined by a country's Mismanaged Waste Index*, which in this case is...

2.68%

In 2024, the world will experience **117 days** of plastic overshoot. This country will contribute to this overshoot by

2 minutes

The Mismanaged Waste Index, or MWI, is

Low

The expected mismanaged waste in 2024 will be

832 tons of plastic

The country's annual per capita plastic waste production is

84 kg per capita per year

which is considered

High

The total plastic waste produced in this country is

31 089 tons of plastic

The amount of plastic waste EXPORTED by the country is

4 413 tons of plastic

which represents

13.9% of its total waste

This relative export is considered

Very high

The amount of plastic waste IMPORTED by the country is

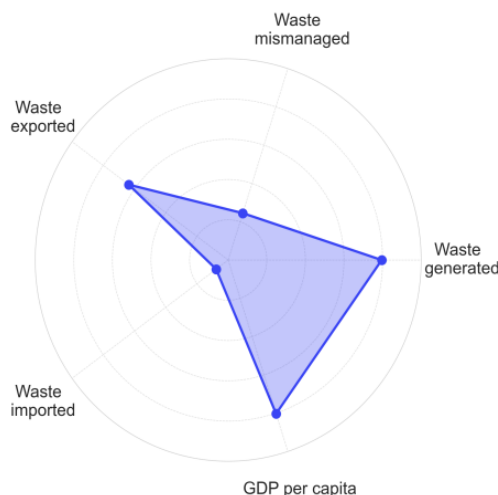
46 tons of plastic

which represents

0.1% of its total waste

This relative import is considered

Low



As per the Plastic Overshoot Day archetypes, this country is classified as one of:

The Overloaders

The Overloaders are high plastic waste generators, who export a significant amount of their waste. Their waste is well managed. Unlike the similarly high-consuming Transactors, the Overloaders import less waste than they export. This imbalance therefore overloads the waste management systems of other countries, likely creating mismanagement issues in countries where Overloaders send their plastic waste.

Recommendations for driving necessary changes to mitigate plastic pollution and postpone the Overshoot Day in this country:

Reduce plastic consumption.

Become circular.



Plastic pollution is caused not only by the improper disposal of plastic products but also by the release of primary microplastics from sources such as tire abrasion, shedding of textile fibers, pellets production and paint. It is expected that in 2024 this country will be responsible for releasing into the environment an average of

1 262 tons of microplastics in waterways.



In addition, plastic production and processing involve the use of additives, which can have harmful impacts on ecosystems and human health if they leak into the environment due to waste mismanagement. It is anticipated that in 2024, plastic waste mismanagement in this country will result in the release into waterways of

4 tons of chemical additives pollution.

*The Mismanaged Waste Index is the share of plastic waste generated by a country that is mismanaged

India

Overshoot Day, or the date when the amount of plastic waste outweighs this country's ability to manage it, with environmental pollution occurring as a result, is:

20 April 2025

Plastic Overshoot Day is determined by a country's Mismanaged Waste Index*, which in this case is...

69.61%

In 2024, the world will experience **117 days** of plastic overshoot. This country will contribute to this overshoot by

12 days 20 hours 4 minutes

The Mismanaged Waste Index, or MWI, is

Very high

The expected mismanaged waste in 2024 will be

7 537 748 tons of plastic

The country's annual per capita plastic waste production is

8 kg per capita per year

which is considered

Low

The total plastic waste produced in this country is

10 829 129 tons of plastic

The amount of plastic waste EXPORTED by the country is

8 749 tons of plastic

which represents

0.1% of its total waste

This relative export is considered

Low

The amount of plastic waste IMPORTED by the country is

85 810 tons of plastic

which represents

0.8% of its total waste

This relative import is considered

Low



As per the Plastic Overshoot Day archetypes, this country is classified as one of:

The Low-Waste-Producing Polluters

Despite their low waste production levels, the Low-Waste-Producing Polluters contribute to plastic pollution levels due to their poor waste management practices. Depending on the size of the population, some countries can be large contributors to the global pollution.

Recommendations for driving necessary changes to mitigate plastic pollution and postpone the Overshoot Day in this country:

Develop local waste management infrastructure.

Invest in waste management policies like EPR.



Plastic pollution is caused not only by the improper disposal of plastic products but also by the release of primary microplastics from sources such as tire abrasion, shedding of textile fibers, pellets production and paint. It is expected that in 2024 this country will be responsible for releasing into the environment an average of

391 879 tons of microplastics in waterways.



In addition, plastic production and processing involve the use of additives, which can have harmful impacts on ecosystems and human health if they leak into the environment due to waste mismanagement. It is anticipated that in 2024, plastic waste mismanagement in this country will result in the release into waterways of

31 937 tons of chemical additives pollution.

*The Mismanaged Waste Index is the share of plastic waste generated by a country that is mismanaged

Indonesia

Overshoot Day, or the date when the amount of plastic waste outweighs this country's ability to manage it, with environmental pollution occurring as a result, is:

18 July 2025

Plastic Overshoot Day is determined by a country's Mismanaged Waste Index*, which in this case is...

45.22%

In 2024, the world will experience **117 days** of plastic overshoot. This country will contribute to this overshoot by

3 days 6 hours 1 minutes

The Mismanaged Waste Index, or MWI, is

High

The expected mismanaged waste in 2024 will be

1 908 894 tons of plastic

The country's annual per capita plastic waste production is

15 kg per capita per year

which is considered

Medium

The total plastic waste produced in this country is

4 220 938 tons of plastic

The amount of plastic waste EXPORTED by the country is

46 407 tons of plastic

which represents

1.1% of its total waste

This relative export is considered

Medium

The amount of plastic waste IMPORTED by the country is

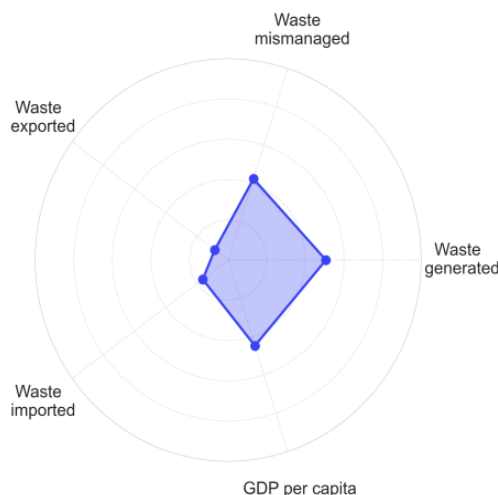
174 032 tons of plastic

which represents

4.0% of its total waste

This relative import is considered

High



As per the Plastic Overshoot Day archetypes, this country is classified as one of:

The Moderate Polluters

On average, the Moderate Polluters tend to have a medium plastic waste generation level. Half of them export some of their waste. These countries do not effectively manage their waste and negative environmental impacts result both domestically and in the countries receiving the waste.

Recommendations for driving necessary changes to mitigate plastic pollution and postpone the Overshoot Day in this country:

Develop local waste management infrastructure.

Reduce plastic production and use.

Invest in waste management policies like EPR.



Plastic pollution is caused not only by the improper disposal of plastic products but also by the release of primary microplastics from sources such as tire abrasion, shedding of textile fibers, pellets production and paint. It is expected that in 2024 this country will be responsible for releasing into the environment an average of

78 625 tons of microplastics in waterways.



In addition, plastic production and processing involve the use of additives, which can have harmful impacts on ecosystems and human health if they leak into the environment due to waste mismanagement. It is anticipated that in 2024, plastic waste mismanagement in this country will result in the release into waterways of

8 088 tons of chemical additives pollution.

*The Mismanaged Waste Index is the share of plastic waste generated by a country that is mismanaged

Iran

Overshoot Day, or the date when the amount of plastic waste outweighs this country's ability to manage it, with environmental pollution occurring as a result, is:

22 February 2025

Plastic Overshoot Day is determined by a country's Mismanaged Waste Index*, which in this case is...

85.22%

In 2024, the world will experience **117 days** of plastic overshoot. This country will contribute to this overshoot by

3 days 18 hours 47 minutes

The Mismanaged Waste Index, or MWI, is

Very high

The expected mismanaged waste in 2024 will be

2 196 712 tons of plastic

The country's annual per capita plastic waste production is

29 kg per capita per year

which is considered

Medium

The total plastic waste produced in this country is

2 577 807 tons of plastic

The amount of plastic waste EXPORTED by the country is

7 237 tons of plastic

which represents

0.3% of its total waste

This relative export is considered

Low

The amount of plastic waste IMPORTED by the country is

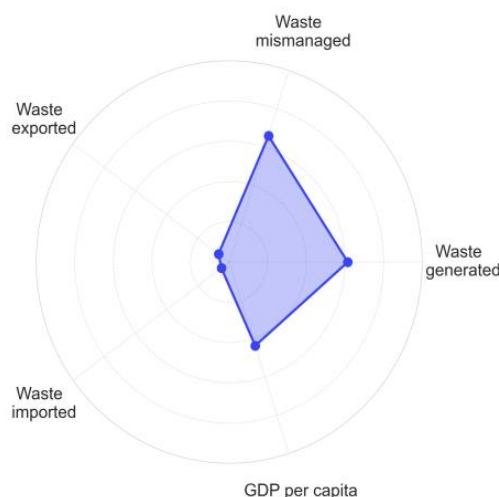
66 tons of plastic

which represents

0.0% of its total waste

This relative import is considered

Low



As per the Plastic Overshoot Day archetypes, this country is classified as one of:

The Low-Waste-Producing Polluters

Despite their low waste production levels, the Low-Waste-Producing Polluters contribute to plastic pollution levels due to their poor waste management practices. Depending on the size of the population, some countries can be large contributors to the global pollution.

Recommendations for driving necessary changes to mitigate plastic pollution and postpone the Overshoot Day in this country:

Develop local waste management infrastructure.

Invest in waste management policies like EPR.



Plastic pollution is caused not only by the improper disposal of plastic products but also by the release of primary microplastics from sources such as tire abrasion, shedding of textile fibers, pellets production and paint. It is expected that in 2024 this country will be responsible for releasing into the environment an average of

25 834 tons of microplastics in waterways.



In addition, plastic production and processing involve the use of additives, which can have harmful impacts on ecosystems and human health if they leak into the environment due to waste mismanagement. It is anticipated that in 2024, plastic waste mismanagement in this country will result in the release into waterways of

9 307 tons of chemical additives pollution.

*The Mismanaged Waste Index is the share of plastic waste generated by a country that is mismanaged

Iraq

Overshoot Day, or the date when the amount of plastic waste outweighs this country's ability to manage it, with environmental pollution occurring as a result, is:

23 February 2025

Plastic Overshoot Day is determined by a country's Mismanaged Waste Index*, which in this case is...

85.17%

In 2024, the world will experience **117 days** of plastic overshoot. This country will contribute to this overshoot by

20 hours 43 minutes

The Mismanaged Waste Index, or MWI, is

Very high

The expected mismanaged waste in 2024 will be

482 335 tons of plastic

The country's annual per capita plastic waste production is

13 kg per capita per year

which is considered

Low

The total plastic waste produced in this country is

566 312 tons of plastic

The amount of plastic waste EXPORTED by the country is

74 475 tons of plastic

which represents

12.9% of its total waste

This relative export is considered

Very high

The amount of plastic waste IMPORTED by the country is

275 tons of plastic

which represents

0.0% of its total waste

This relative import is considered

Low



As per the Plastic Overshoot Day archetypes, this country is classified as one of:

The Low-Waste-Producing Polluters

Despite their low waste production levels, the Low-Waste-Producing Polluters contribute to plastic pollution levels due to their poor waste management practices. Depending on the size of the population, some countries can be large contributors to the global pollution.

Recommendations for driving necessary changes to mitigate plastic pollution and postpone the Overshoot Day in this country:

Develop local waste management infrastructure.

Invest in waste management policies like EPR.



Plastic pollution is caused not only by the improper disposal of plastic products but also by the release of primary microplastics from sources such as tire abrasion, shedding of textile fibers, pellets production and paint. It is expected that in 2024 this country will be responsible for releasing into the environment an average of

6 015 tons of microplastics in waterways.



In addition, plastic production and processing involve the use of additives, which can have harmful impacts on ecosystems and human health if they leak into the environment due to waste mismanagement. It is anticipated that in 2024, plastic waste mismanagement in this country will result in the release into waterways of

2 044 tons of chemical additives pollution.

*The Mismanaged Waste Index is the share of plastic waste generated by a country that is mismanaged

Ireland

Overshoot Day, or the date when the amount of plastic waste outweighs this country's ability to manage it, with environmental pollution occurring as a result, is:

24 November 2025

Plastic Overshoot Day is determined by a country's Mismanaged Waste Index*, which in this case is...

9.99%

In 2024, the world will experience **117 days** of plastic overshoot. This country will contribute to this overshoot by

1 hours 15 minutes

The Mismanaged Waste Index, or MWI, is

Low

The expected mismanaged waste in 2024 will be

30 522 tons of plastic

The country's annual per capita plastic waste production is

61 kg per capita per year

which is considered

High

The total plastic waste produced in this country is

305 377 tons of plastic

The amount of plastic waste EXPORTED by the country is

52 755 tons of plastic

which represents

16.9% of its total waste

This relative export is considered

Very high

The amount of plastic waste IMPORTED by the country is

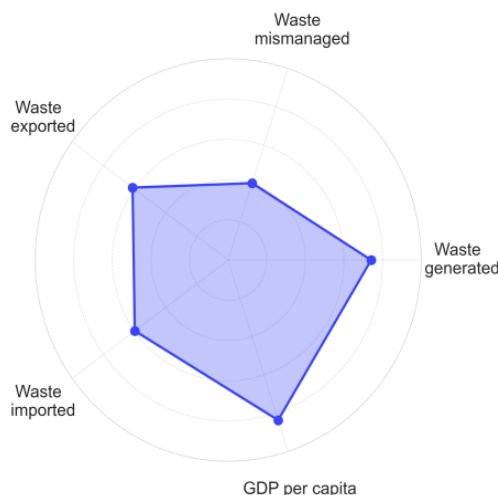
49 238 tons of plastic

which represents

15.8% of its total waste

This relative import is considered

Very high



As per the Plastic Overshoot Day archetypes, this country is classified as one of:

The Overloaders

The Overloaders are high plastic waste generators, who export a significant amount of their waste. Their waste is well managed. Unlike the similarly high-consuming Transactors, the Overloaders import less waste than they export. This imbalance therefore overloads the waste management systems of other countries, likely creating mismanagement issues in countries where Overloaders send their plastic waste.

Recommendations for driving necessary changes to mitigate plastic pollution and postpone the Overshoot Day in this country:

Reduce plastic consumption.

Become circular.



Plastic pollution is caused not only by the improper disposal of plastic products but also by the release of primary microplastics from sources such as tire abrasion, shedding of textile fibers, pellets production and paint. It is expected that in 2024 this country will be responsible for releasing into the environment an average of

4 511 tons of microplastics in waterways.



In addition, plastic production and processing involve the use of additives, which can have harmful impacts on ecosystems and human health if they leak into the environment due to waste mismanagement. It is anticipated that in 2024, plastic waste mismanagement in this country will result in the release into waterways of

129 tons of chemical additives pollution.

*The Mismanaged Waste Index is the share of plastic waste generated by a country that is mismanaged

Isle of Man

Overshoot Day, or the date when the amount of plastic waste outweighs this country's ability to manage it, with environmental pollution occurring as a result, is:

16 December 2025

Plastic Overshoot Day is determined by a country's Mismanaged Waste Index*, which in this case is...

4.00%

In 2024, the world will experience **117 days** of plastic overshoot. This country will contribute to this overshoot by

1 minutes

The Mismanaged Waste Index, or MWI, is

Low

The expected mismanaged waste in 2024 will be

260 tons of plastic

The country's annual per capita plastic waste production is

77 kg per capita per year

which is considered

High

The total plastic waste produced in this country is

6 498 tons of plastic

The amount of plastic waste EXPORTED by the country is

0 tons of plastic

which represents

0.0% of its total waste

This relative export is considered

Low

The amount of plastic waste IMPORTED by the country is

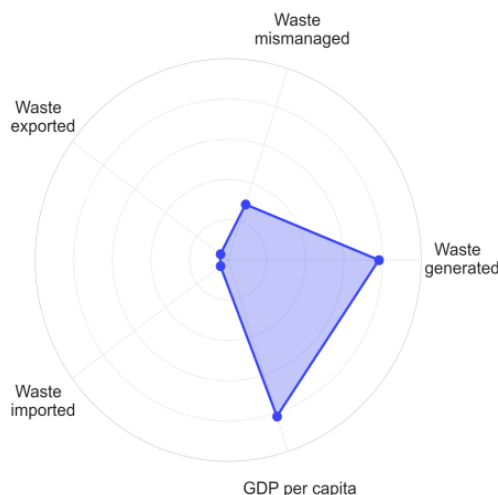
0 tons of plastic

which represents

0.0% of its total waste

This relative import is considered

Low



As per the Plastic Overshoot Day archetypes, this country is classified as one of:

The Overloaders

The Overloaders are high plastic waste generators, who export a significant amount of their waste. Their waste is well managed. Unlike the similarly high-consuming Transactors, the Overloaders import less waste than they export. This imbalance therefore overloads the waste management systems of other countries, likely creating mismanagement issues in countries where Overloaders send their plastic waste.

Recommendations for driving necessary changes to mitigate plastic pollution and postpone the Overshoot Day in this country:

Reduce plastic consumption.

Become circular.



Plastic pollution is caused not only by the improper disposal of plastic products but also by the release of primary microplastics from sources such as tire abrasion, shedding of textile fibers, pellets production and paint. It is expected that in 2024 this country will be responsible for releasing into the environment an average of

1 078 tons of microplastics in waterways.



In addition, plastic production and processing involve the use of additives, which can have harmful impacts on ecosystems and human health if they leak into the environment due to waste mismanagement. It is anticipated that in 2024, plastic waste mismanagement in this country will result in the release into waterways of

1 tons of chemical additives pollution.

*The Mismanaged Waste Index is the share of plastic waste generated by a country that is mismanaged

Israel

Overshoot Day, or the date when the amount of plastic waste outweighs this country's ability to manage it, with environmental pollution occurring as a result, is:

23 September 2025

Plastic Overshoot Day is determined by a country's Mismanaged Waste Index*, which in this case is...

26.97%

In 2024, the world will experience **117 days** of plastic overshoot. This country will contribute to this overshoot by

8 hours 26 minutes

The Mismanaged Waste Index, or MWI, is

Medium

The expected mismanaged waste in 2024 will be

206 148 tons of plastic

The country's annual per capita plastic waste production is

86 kg per capita per year

which is considered

High

The total plastic waste produced in this country is

764 491 tons of plastic

The amount of plastic waste EXPORTED by the country is

28 134 tons of plastic

which represents

3.6% of its total waste

This relative export is considered

High

The amount of plastic waste IMPORTED by the country is

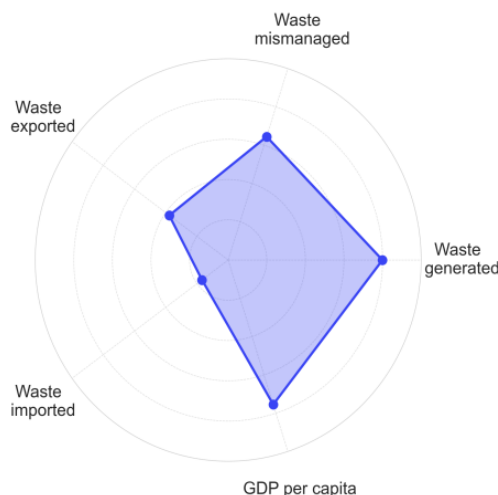
5 958 tons of plastic

which represents

0.8% of its total waste

This relative import is considered

Low



As per the Plastic Overshoot Day archetypes, this country is classified as one of:

The Overloaders

The Overloaders are high plastic waste generators, who export a significant amount of their waste. Their waste is well managed. Unlike the similarly high-consuming Transactors, the Overloaders import less waste than they export. This imbalance therefore overloads the waste management systems of other countries, likely creating mismanagement issues in countries where Overloaders send their plastic waste.

Recommendations for driving necessary changes to mitigate plastic pollution and postpone the Overshoot Day in this country:

Reduce plastic consumption.

Become circular.



Plastic pollution is caused not only by the improper disposal of plastic products but also by the release of primary microplastics from sources such as tire abrasion, shedding of textile fibers, pellets production and paint. It is expected that in 2024 this country will be responsible for releasing into the environment an average of

6 577 tons of microplastics in waterways.



In addition, plastic production and processing involve the use of additives, which can have harmful impacts on ecosystems and human health if they leak into the environment due to waste mismanagement. It is anticipated that in 2024, plastic waste mismanagement in this country will result in the release into waterways of

873 tons of chemical additives pollution.

*The Mismanaged Waste Index is the share of plastic waste generated by a country that is mismanaged

Italy

Overshoot Day, or the date when the amount of plastic waste outweighs this country's ability to manage it, with environmental pollution occurring as a result, is:

24 October 2025

Plastic Overshoot Day is determined by a country's Mismanaged Waste Index*, which in this case is...

18.58%

In 2024, the world will experience **117 days** of plastic overshoot. This country will contribute to this overshoot by

1 days 1 hours 41 minutes

The Mismanaged Waste Index, or MWI, is

Medium

The expected mismanaged waste in 2024 will be

603 973 tons of plastic

The country's annual per capita plastic waste production is

55 kg per capita per year

which is considered

High

The total plastic waste produced in this country is

3 250 666 tons of plastic

The amount of plastic waste EXPORTED by the country is

246 348 tons of plastic

which represents

7.4% of its total waste

This relative export is considered

High

The amount of plastic waste IMPORTED by the country is

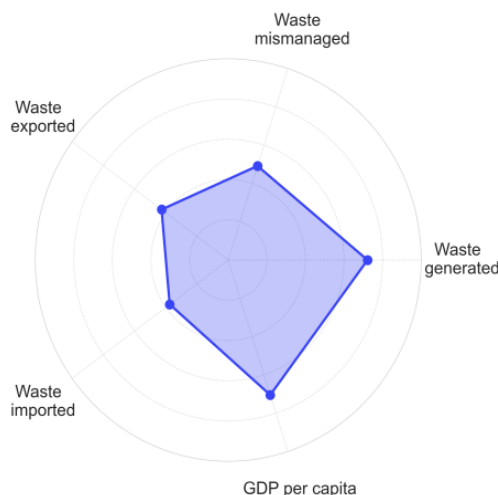
184 091 tons of plastic

which represents

5.5% of its total waste

This relative import is considered

High



As per the Plastic Overshoot Day archetypes, this country is classified as one of:

The Overloaders

The Overloaders are high plastic waste generators, who export a significant amount of their waste. Their waste is well managed. Unlike the similarly high-consuming Transactors, the Overloaders import less waste than they export. This imbalance therefore overloads the waste management systems of other countries, likely creating mismanagement issues in countries where Overloaders send their plastic waste.

Recommendations for driving necessary changes to mitigate plastic pollution and postpone the Overshoot Day in this country:

Reduce plastic consumption.

Become circular.



Plastic pollution is caused not only by the improper disposal of plastic products but also by the release of primary microplastics from sources such as tire abrasion, shedding of textile fibers, pellets production and paint. It is expected that in 2024 this country will be responsible for releasing into the environment an average of

43 437 tons of microplastics in waterways.



In addition, plastic production and processing involve the use of additives, which can have harmful impacts on ecosystems and human health if they leak into the environment due to waste mismanagement. It is anticipated that in 2024, plastic waste mismanagement in this country will result in the release into waterways of

2 559 tons of chemical additives pollution.

*The Mismanaged Waste Index is the share of plastic waste generated by a country that is mismanaged

Jamaica

Overshoot Day, or the date when the amount of plastic waste outweighs this country's ability to manage it, with environmental pollution occurring as a result, is:

20 April 2025

Plastic Overshoot Day is determined by a country's Mismanaged Waste Index*, which in this case is...

69.72%

In 2024, the world will experience **117 days** of plastic overshoot. This country will contribute to this overshoot by

2 hours 23 minutes

The Mismanaged Waste Index, or MWI, is

Very high

The expected mismanaged waste in 2024 will be

58 142 tons of plastic

The country's annual per capita plastic waste production is

29 kg per capita per year

which is considered

Medium

The total plastic waste produced in this country is

83 396 tons of plastic

The amount of plastic waste EXPORTED by the country is

13 704 tons of plastic

which represents

16.1% of its total waste

This relative export is considered

Very high

The amount of plastic waste IMPORTED by the country is

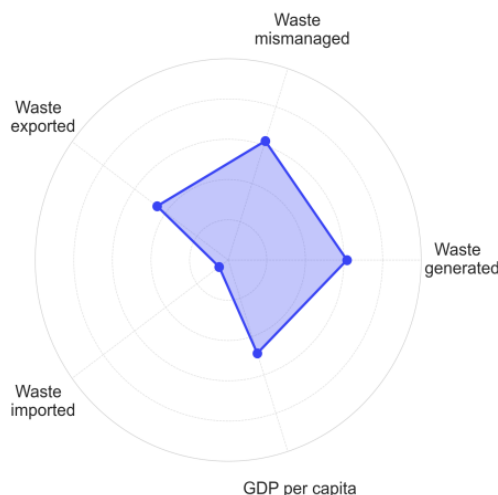
99 tons of plastic

which represents

0.1% of its total waste

This relative import is considered

Low



As per the Plastic Overshoot Day archetypes, this country is classified as one of:

The Moderate Polluters

On average, the Moderate Polluters tend to have a medium plastic waste generation level. Half of them export some of their waste. These countries do not effectively manage their waste and negative environmental impacts result both domestically and in the countries receiving the waste.

Recommendations for driving necessary changes to mitigate plastic pollution and postpone the Overshoot Day in this country:

Develop local waste management infrastructure.

Reduce plastic production and use.

Invest in waste management policies like EPR.



Plastic pollution is caused not only by the improper disposal of plastic products but also by the release of primary microplastics from sources such as tire abrasion, shedding of textile fibers, pellets production and paint. It is expected that in 2024 this country will be responsible for releasing into the environment an average of

906 tons of microplastics in waterways.



In addition, plastic production and processing involve the use of additives, which can have harmful impacts on ecosystems and human health if they leak into the environment due to waste mismanagement. It is anticipated that in 2024, plastic waste mismanagement in this country will result in the release into waterways of

246 tons of chemical additives pollution.

*The Mismanaged Waste Index is the share of plastic waste generated by a country that is mismanaged

Japan

Overshoot Day, or the date when the amount of plastic waste outweighs this country's ability to manage it, with environmental pollution occurring as a result, is:

17 December 2025

Plastic Overshoot Day is determined by a country's Mismanaged Waste Index*, which in this case is...

3.77%

In 2024, the world will experience **117 days** of plastic overshoot. This country will contribute to this overshoot by

8 hours 14 minutes

The Mismanaged Waste Index, or MWI, is

Low

The expected mismanaged waste in 2024 will be

201 538 tons of plastic

The country's annual per capita plastic waste production is

43 kg per capita per year

which is considered

Medium

The total plastic waste produced in this country is

5 348 553 tons of plastic

The amount of plastic waste EXPORTED by the country is

483 732 tons of plastic

which represents

8.8% of its total waste

This relative export is considered

High

The amount of plastic waste IMPORTED by the country is

5 268 tons of plastic

which represents

0.1% of its total waste

This relative import is considered

Low



As per the Plastic Overshoot Day archetypes, this country is classified as one of:

The Overloaders

The Overloaders are high plastic waste generators, who export a significant amount of their waste. Their waste is well managed. Unlike the similarly high-consuming Transactors, the Overloaders import less waste than they export. This imbalance therefore overloads the waste management systems of other countries, likely creating mismanagement issues in countries where Overloaders send their plastic waste.

Recommendations for driving necessary changes to mitigate plastic pollution and postpone the Overshoot Day in this country:

Reduce plastic consumption.

Become circular.



Plastic pollution is caused not only by the improper disposal of plastic products but also by the release of primary microplastics from sources such as tire abrasion, shedding of textile fibers, pellets production and paint. It is expected that in 2024 this country will be responsible for releasing into the environment an average of

156 482 tons of microplastics in waterways.



In addition, plastic production and processing involve the use of additives, which can have harmful impacts on ecosystems and human health if they leak into the environment due to waste mismanagement. It is anticipated that in 2024, plastic waste mismanagement in this country will result in the release into waterways of

854 tons of chemical additives pollution.

*The Mismanaged Waste Index is the share of plastic waste generated by a country that is mismanaged

Jordan

Overshoot Day, or the date when the amount of plastic waste outweighs this country's ability to manage it, with environmental pollution occurring as a result, is:

14 May 2025

Plastic Overshoot Day is determined by a country's Mismanaged Waste Index*, which in this case is...

63.21%

In 2024, the world will experience **117 days** of plastic overshoot. This country will contribute to this overshoot by

9 hours 52 minutes

The Mismanaged Waste Index, or MWI, is

Very high

The expected mismanaged waste in 2024 will be

217 105 tons of plastic

The country's annual per capita plastic waste production is

31 kg per capita per year

which is considered

Medium

The total plastic waste produced in this country is

343 476 tons of plastic

The amount of plastic waste EXPORTED by the country is

867 tons of plastic

which represents

0.2% of its total waste

This relative export is considered

Low

The amount of plastic waste IMPORTED by the country is

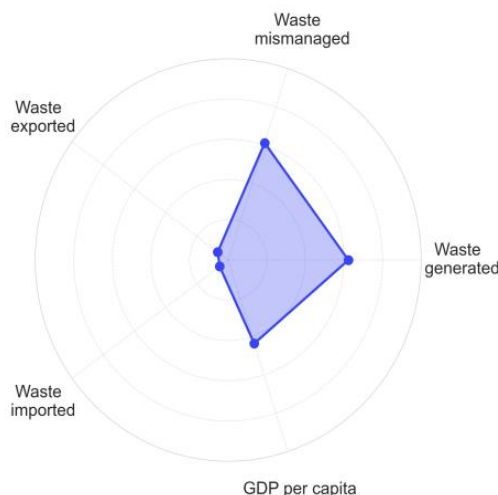
214 tons of plastic

which represents

0.1% of its total waste

This relative import is considered

Low



As per the Plastic Overshoot Day archetypes, this country is classified as one of:

The Moderate Polluters

On average, the Moderate Polluters tend to have a medium plastic waste generation level. Half of them export some of their waste. These countries do not effectively manage their waste and negative environmental impacts result both domestically and in the countries receiving the waste.

Recommendations for driving necessary changes to mitigate plastic pollution and postpone the Overshoot Day in this country:

Develop local waste management infrastructure.

Reduce plastic production and use.

Invest in waste management policies like EPR.



Plastic pollution is caused not only by the improper disposal of plastic products but also by the release of primary microplastics from sources such as tire abrasion, shedding of textile fibers, pellets production and paint. It is expected that in 2024 this country will be responsible for releasing into the environment an average of

1 866 tons of microplastics in waterways.



In addition, plastic production and processing involve the use of additives, which can have harmful impacts on ecosystems and human health if they leak into the environment due to waste mismanagement. It is anticipated that in 2024, plastic waste mismanagement in this country will result in the release into waterways of

920 tons of chemical additives pollution.

*The Mismanaged Waste Index is the share of plastic waste generated by a country that is mismanaged

Kazakhstan

Overshoot Day, or the date when the amount of plastic waste outweighs this country's ability to manage it, with environmental pollution occurring as a result, is:

21 February 2025

Plastic Overshoot Day is determined by a country's Mismanaged Waste Index*, which in this case is...

85.66%

In 2024, the world will experience **117 days** of plastic overshoot. This country will contribute to this overshoot by

1 days 2 hours 33 minutes

The Mismanaged Waste Index, or MWI, is

Very high

The expected mismanaged waste in 2024 will be

625 328 tons of plastic

The country's annual per capita plastic waste production is

38 kg per capita per year

which is considered

Medium

The total plastic waste produced in this country is

729 995 tons of plastic

The amount of plastic waste EXPORTED by the country is

4 287 tons of plastic

which represents

0.6% of its total waste

This relative export is considered

Low

The amount of plastic waste IMPORTED by the country is

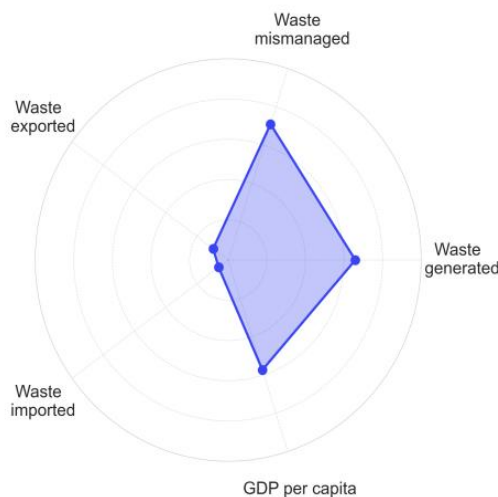
956 tons of plastic

which represents

0.1% of its total waste

This relative import is considered

Low



As per the Plastic Overshoot Day archetypes, this country is classified as one of:

The Low-Waste-Producing Polluters

Despite their low waste production levels, the Low-Waste-Producing Polluters contribute to plastic pollution levels due to their poor waste management practices. Depending on the size of the population, some countries can be large contributors to the global pollution.

Recommendations for driving necessary changes to mitigate plastic pollution and postpone the Overshoot Day in this country:

Develop local waste management infrastructure.

Invest in waste management policies like EPR.



Plastic pollution is caused not only by the improper disposal of plastic products but also by the release of primary microplastics from sources such as tire abrasion, shedding of textile fibers, pellets production and paint. It is expected that in 2024 this country will be responsible for releasing into the environment an average of

5 701 tons of microplastics in waterways.



In addition, plastic production and processing involve the use of additives, which can have harmful impacts on ecosystems and human health if they leak into the environment due to waste mismanagement. It is anticipated that in 2024, plastic waste mismanagement in this country will result in the release into waterways of

2 650 tons of chemical additives pollution.

*The Mismanaged Waste Index is the share of plastic waste generated by a country that is mismanaged

Kenya

Overshoot Day, or the date when the amount of plastic waste outweighs this country's ability to manage it, with environmental pollution occurring as a result, is:

15 February 2025

Plastic Overshoot Day is determined by a country's Mismanaged Waste Index*, which in this case is...

87.22%

In 2024, the world will experience **117 days** of plastic overshoot. This country will contribute to this overshoot by

16 hours 58 minutes

The Mismanaged Waste Index, or MWI, is

Very high

The expected mismanaged waste in 2024 will be

390 572 tons of plastic

The country's annual per capita plastic waste production is

8 kg per capita per year

which is considered

Low

The total plastic waste produced in this country is

447 778 tons of plastic

The amount of plastic waste EXPORTED by the country is

9 041 tons of plastic

which represents

2.0% of its total waste

This relative export is considered

Medium

The amount of plastic waste IMPORTED by the country is

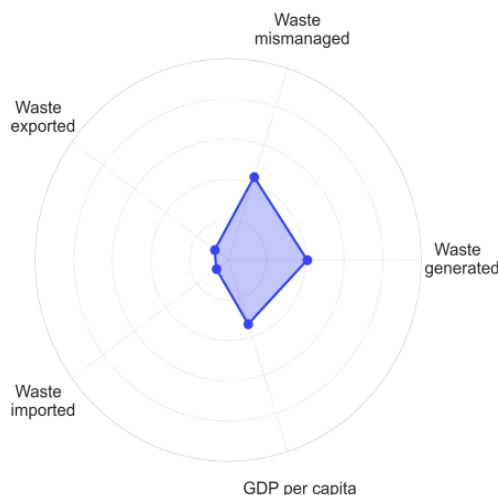
6 347 tons of plastic

which represents

1.4% of its total waste

This relative import is considered

Medium



As per the Plastic Overshoot Day archetypes, this country is classified as one of:

The Low-Waste-Producing Polluters

Despite their low waste production levels, the Low-Waste-Producing Polluters contribute to plastic pollution levels due to their poor waste management practices. Depending on the size of the population, some countries can be large contributors to the global pollution.

Recommendations for driving necessary changes to mitigate plastic pollution and postpone the Overshoot Day in this country:

Develop local waste management infrastructure.

Invest in waste management policies like EPR.



Plastic pollution is caused not only by the improper disposal of plastic products but also by the release of primary microplastics from sources such as tire abrasion, shedding of textile fibers, pellets production and paint. It is expected that in 2024 this country will be responsible for releasing into the environment an average of

6 114 tons of microplastics in waterways.



In addition, plastic production and processing involve the use of additives, which can have harmful impacts on ecosystems and human health if they leak into the environment due to waste mismanagement. It is anticipated that in 2024, plastic waste mismanagement in this country will result in the release into waterways of

1 655 tons of chemical additives pollution.

*The Mismanaged Waste Index is the share of plastic waste generated by a country that is mismanaged

Kiribati

Overshoot Day, or the date when the amount of plastic waste outweighs this country's ability to manage it, with environmental pollution occurring as a result, is:

14 June 2025

Plastic Overshoot Day is determined by a country's Mismanaged Waste Index*, which in this case is...

54.59%

In 2024, the world will experience **117 days** of plastic overshoot. This country will contribute to this overshoot by

2 minutes

The Mismanaged Waste Index, or MWI, is

High

The expected mismanaged waste in 2024 will be

624 tons of plastic

The country's annual per capita plastic waste production is

9 kg per capita per year

which is considered

Low

The total plastic waste produced in this country is

1 143 tons of plastic

The amount of plastic waste EXPORTED by the country is

0 tons of plastic

which represents

0.0% of its total waste

This relative export is considered

Low

The amount of plastic waste IMPORTED by the country is

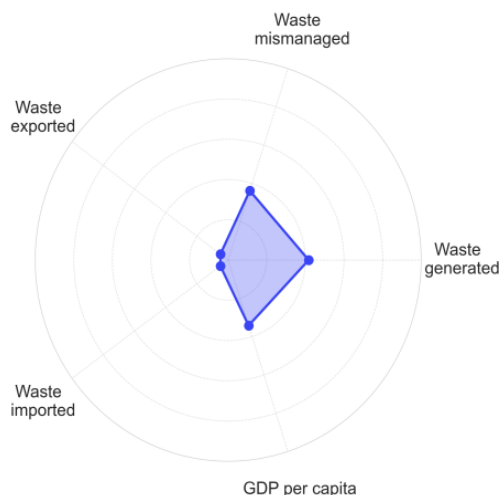
0 tons of plastic

which represents

0.0% of its total waste

This relative import is considered

Low



As per the Plastic Overshoot Day archetypes, this country is classified as one of:

The Moderate Polluters

On average, the Moderate Polluters tend to have a medium plastic waste generation level. Half of them export some of their waste. These countries do not effectively manage their waste and negative environmental impacts result both domestically and in the countries receiving the waste.

Recommendations for driving necessary changes to mitigate plastic pollution and postpone the Overshoot Day in this country:

Develop local waste management infrastructure.

Reduce plastic production and use.

Invest in waste management policies like EPR.



Plastic pollution is caused not only by the improper disposal of plastic products but also by the release of primary microplastics from sources such as tire abrasion, shedding of textile fibers, pellets production and paint. It is expected that in 2024 this country will be responsible for releasing into the environment an average of

190 tons of microplastics in waterways.



In addition, plastic production and processing involve the use of additives, which can have harmful impacts on ecosystems and human health if they leak into the environment due to waste mismanagement. It is anticipated that in 2024, plastic waste mismanagement in this country will result in the release into waterways of

3 tons of chemical additives pollution.

*The Mismanaged Waste Index is the share of plastic waste generated by a country that is mismanaged

Korea

Overshoot Day, or the date when the amount of plastic waste outweighs this country's ability to manage it, with environmental pollution occurring as a result, is:

21 December 2025

Plastic Overshoot Day is determined by a country's Mismanaged Waste Index*, which in this case is...

2.60%

In 2024, the world will experience **117 days** of plastic overshoot. This country will contribute to this overshoot by

3 hours 49 minutes

The Mismanaged Waste Index, or MWI, is

Low

The expected mismanaged waste in 2024 will be

68 780 tons of plastic

The country's annual per capita plastic waste production is

51 kg per capita per year

which is considered

High

The total plastic waste produced in this country is

2 644 984 tons of plastic

The amount of plastic waste EXPORTED by the country is

65 832 tons of plastic

which represents

2.4% of its total waste

This relative export is considered

Medium

The amount of plastic waste IMPORTED by the country is

68 859 tons of plastic

which represents

2.5% of its total waste

This relative import is considered

Medium



As per the Plastic Overshoot Day archetypes, this country is classified as one of:

The Overloaders

The Overloaders are high plastic waste generators, who export a significant amount of their waste. Their waste is well managed. Unlike the similarly high-consuming Transactors, the Overloaders import less waste than they export. This imbalance therefore overloads the waste management systems of other countries, likely creating mismanagement issues in countries where Overloaders send their plastic waste.

Recommendations for driving necessary changes to mitigate plastic pollution and postpone the Overshoot Day in this country:

Reduce plastic consumption.

Become circular.



Plastic pollution is caused not only by the improper disposal of plastic products but also by the release of primary microplastics from sources such as tire abrasion, shedding of textile fibers, pellets production and paint. It is expected that in 2024 this country will be responsible for releasing into the environment an average of

56 738 tons of microplastics in waterways.



In addition, plastic production and processing involve the use of additives, which can have harmful impacts on ecosystems and human health if they leak into the environment due to waste mismanagement. It is anticipated that in 2024, plastic waste mismanagement in this country will result in the release into waterways of

291 tons of chemical additives pollution.

*The Mismanaged Waste Index is the share of plastic waste generated by a country that is mismanaged

Kosovo

Overshoot Day, or the date when the amount of plastic waste outweighs this country's ability to manage it, with environmental pollution occurring as a result, is:

27 February 2025

Plastic Overshoot Day is determined by a country's Mismanaged Waste Index*, which in this case is...

84.01%

In 2024, the world will experience **117 days** of plastic overshoot. This country will contribute to this overshoot by

1 hours 17 minutes

The Mismanaged Waste Index, or MWI, is

Very high

The expected mismanaged waste in 2024 will be

31 575 tons of plastic

The country's annual per capita plastic waste production is

23 kg per capita per year

which is considered

Medium

The total plastic waste produced in this country is

37 588 tons of plastic

The amount of plastic waste EXPORTED by the country is

0 tons of plastic

which represents

0.0% of its total waste

This relative export is considered

Low

The amount of plastic waste IMPORTED by the country is

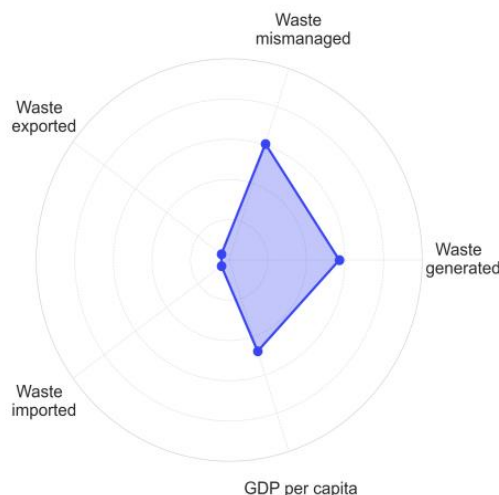
0 tons of plastic

which represents

0.0% of its total waste

This relative import is considered

Low



As per the Plastic Overshoot Day archetypes, this country is classified as one of:

The Low-Waste-Producing Polluters

Despite their low waste production levels, the Low-Waste-Producing Polluters contribute to plastic pollution levels due to their poor waste management practices. Depending on the size of the population, some countries can be large contributors to the global pollution.

Recommendations for driving necessary changes to mitigate plastic pollution and postpone the Overshoot Day in this country:

Develop local waste management infrastructure.

Invest in waste management policies like EPR.



Plastic pollution is caused not only by the improper disposal of plastic products but also by the release of primary microplastics from sources such as tire abrasion, shedding of textile fibers, pellets production and paint. It is expected that in 2024 this country will be responsible for releasing into the environment an average of

532 tons of microplastics in waterways.



In addition, plastic production and processing involve the use of additives, which can have harmful impacts on ecosystems and human health if they leak into the environment due to waste mismanagement. It is anticipated that in 2024, plastic waste mismanagement in this country will result in the release into waterways of

134 tons of chemical additives pollution.

*The Mismanaged Waste Index is the share of plastic waste generated by a country that is mismanaged

Kuwait

Overshoot Day, or the date when the amount of plastic waste outweighs this country's ability to manage it, with environmental pollution occurring as a result, is:

23 January 2025

Plastic Overshoot Day is determined by a country's Mismanaged Waste Index*, which in this case is...

93.57%

In 2024, the world will experience **117 days** of plastic overshoot. This country will contribute to this overshoot by

15 hours 30 minutes

The Mismanaged Waste Index, or MWI, is

Very high

The expected mismanaged waste in 2024 will be

354 918 tons of plastic

The country's annual per capita plastic waste production is

89 kg per capita per year

which is considered

High

The total plastic waste produced in this country is

379 297 tons of plastic

The amount of plastic waste EXPORTED by the country is

2 461 tons of plastic

which represents

0.6% of its total waste

This relative export is considered

Low

The amount of plastic waste IMPORTED by the country is

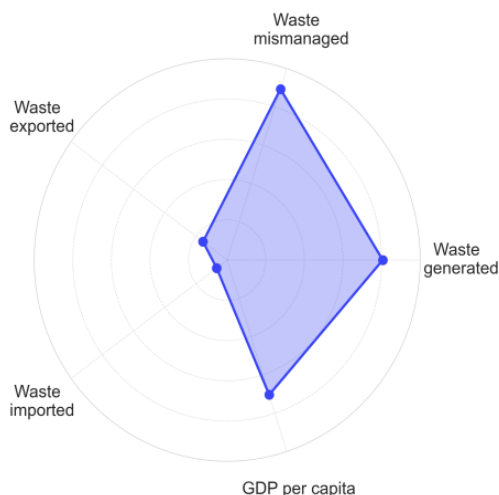
339 tons of plastic

which represents

0.1% of its total waste

This relative import is considered

Low



As per the Plastic Overshoot Day archetypes, this country is classified as one of:

The Toxic Waste Producers

The Toxic Waste Producers are high plastic waste generators, with waste that is mismanaged at high levels. Some of these countries export their waste to places that do not have proper waste management infrastructure. Plastic pollution in many countries is impacted by waste that was mismanaged after being received from Toxic Waste Producers.

Recommendations for driving necessary changes to mitigate plastic pollution and postpone the Overshoot Day in this country:

Reduce plastic production and use.

Develop local waste management infrastructure.

Become circular.



Plastic pollution is caused not only by the improper disposal of plastic products but also by the release of primary microplastics from sources such as tire abrasion, shedding of textile fibers, pellets production and paint. It is expected that in 2024 this country will be responsible for releasing into the environment an average of

4 694 tons of microplastics in waterways.



In addition, plastic production and processing involve the use of additives, which can have harmful impacts on ecosystems and human health if they leak into the environment due to waste mismanagement. It is anticipated that in 2024, plastic waste mismanagement in this country will result in the release into waterways of

1 504 tons of chemical additives pollution.

*The Mismanaged Waste Index is the share of plastic waste generated by a country that is mismanaged

Kyrgyz Republic

Overshoot Day, or the date when the amount of plastic waste outweighs this country's ability to manage it, with environmental pollution occurring as a result, is:

13 March 2025

Plastic Overshoot Day is determined by a country's Mismanaged Waste Index*, which in this case is...

80.13%

In 2024, the world will experience **117 days** of plastic overshoot. This country will contribute to this overshoot by

4 hours 2 minutes

The Mismanaged Waste Index, or MWI, is

Very high

The expected mismanaged waste in 2024 will be

98 804 tons of plastic

The country's annual per capita plastic waste production is

19 kg per capita per year

which is considered

Medium

The total plastic waste produced in this country is

123 300 tons of plastic

The amount of plastic waste EXPORTED by the country is

1 274 tons of plastic

which represents

1.0% of its total waste

This relative export is considered

Medium

The amount of plastic waste IMPORTED by the country is

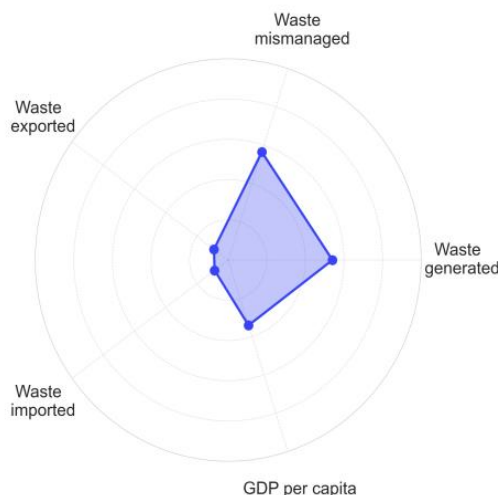
1 145 tons of plastic

which represents

0.9% of its total waste

This relative import is considered

Low



As per the Plastic Overshoot Day archetypes, this country is classified as one of:

The Low-Waste-Producing Polluters

Despite their low waste production levels, the Low-Waste-Producing Polluters contribute to plastic pollution levels due to their poor waste management practices. Depending on the size of the population, some countries can be large contributors to the global pollution.

Recommendations for driving necessary changes to mitigate plastic pollution and postpone the Overshoot Day in this country:

Develop local waste management infrastructure.

Invest in waste management policies like EPR.



Plastic pollution is caused not only by the improper disposal of plastic products but also by the release of primary microplastics from sources such as tire abrasion, shedding of textile fibers, pellets production and paint. It is expected that in 2024 this country will be responsible for releasing into the environment an average of

1 635 tons of microplastics in waterways.



In addition, plastic production and processing involve the use of additives, which can have harmful impacts on ecosystems and human health if they leak into the environment due to waste mismanagement. It is anticipated that in 2024, plastic waste mismanagement in this country will result in the release into waterways of

419 tons of chemical additives pollution.

*The Mismanaged Waste Index is the share of plastic waste generated by a country that is mismanaged

Lao PDR

Overshoot Day, or the date when the amount of plastic waste outweighs this country's ability to manage it, with environmental pollution occurring as a result, is:

10 April 2025

Plastic Overshoot Day is determined by a country's Mismanaged Waste Index*, which in this case is...

72.58%

In 2024, the world will experience **117 days** of plastic overshoot. This country will contribute to this overshoot by

3 hours 33 minutes

The Mismanaged Waste Index, or MWI, is

Very high

The expected mismanaged waste in 2024 will be

62 480 tons of plastic

The country's annual per capita plastic waste production is

12 kg per capita per year

which is considered

Low

The total plastic waste produced in this country is

86 080 tons of plastic

The amount of plastic waste EXPORTED by the country is

2 410 tons of plastic

which represents

2.7% of its total waste

This relative export is considered

Medium

The amount of plastic waste IMPORTED by the country is

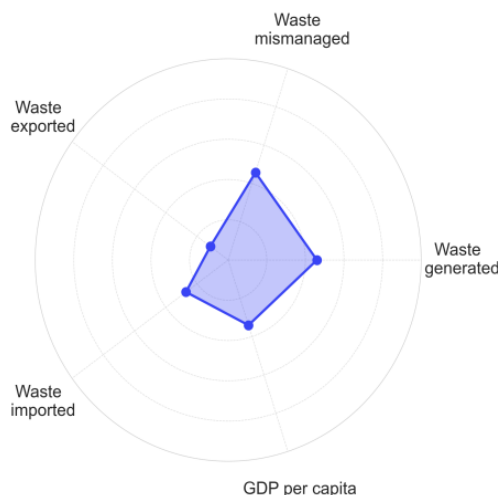
11 946 tons of plastic

which represents

13.6% of its total waste

This relative import is considered

Very high



As per the Plastic Overshoot Day archetypes, this country is classified as one of:

The Low-Waste-Producing Polluters

Despite their low waste production levels, the Low-Waste-Producing Polluters contribute to plastic pollution levels due to their poor waste management practices. Depending on the size of the population, some countries can be large contributors to the global pollution.

Recommendations for driving necessary changes to mitigate plastic pollution and postpone the Overshoot Day in this country:

Develop local waste management infrastructure.

Invest in waste management policies like EPR.



Plastic pollution is caused not only by the improper disposal of plastic products but also by the release of primary microplastics from sources such as tire abrasion, shedding of textile fibers, pellets production and paint. It is expected that in 2024 this country will be responsible for releasing into the environment an average of

1 931 tons of microplastics in waterways.



In addition, plastic production and processing involve the use of additives, which can have harmful impacts on ecosystems and human health if they leak into the environment due to waste mismanagement. It is anticipated that in 2024, plastic waste mismanagement in this country will result in the release into waterways of

265 tons of chemical additives pollution.

*The Mismanaged Waste Index is the share of plastic waste generated by a country that is mismanaged

Latvia

Overshoot Day, or the date when the amount of plastic waste outweighs this country's ability to manage it, with environmental pollution occurring as a result, is:

09 October 2025

Plastic Overshoot Day is determined by a country's Mismanaged Waste Index*, which in this case is...

22.72%

In 2024, the world will experience **117 days** of plastic overshoot. This country will contribute to this overshoot by

1 hours 50 minutes

The Mismanaged Waste Index, or MWI, is

Medium

The expected mismanaged waste in 2024 will be

20 496 tons of plastic

The country's annual per capita plastic waste production is

48 kg per capita per year

which is considered

Medium

The total plastic waste produced in this country is

90 193 tons of plastic

The amount of plastic waste EXPORTED by the country is

27 441 tons of plastic

which represents

29.8% of its total waste

This relative export is considered

Very high

The amount of plastic waste IMPORTED by the country is

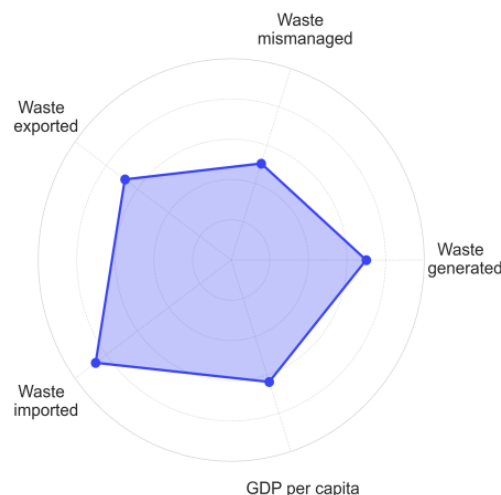
64 063 tons of plastic

which represents

69.5% of its total waste

This relative import is considered

Very high



As per the Plastic Overshoot Day archetypes, this country is classified as one of:

The Transactors

On average, the Moderate Polluters tend to have a medium plastic waste generation level. Half of them export some of their waste. These countries do not effectively manage their waste and negative environmental impacts result both domestically and in the countries receiving the waste.

a low volume of waste ending up mismanaged and low risk of plastic leakage into the environment.

Recommendations for driving necessary changes to mitigate plastic pollution and postpone the Overshoot Day in this country:

Reduce plastic production and use.

Become circular.



Plastic pollution is caused not only by the improper disposal of plastic products but also by the release of primary microplastics from sources such as tire abrasion, shedding of textile fibers, pellets production and paint. It is expected that in 2024 this country will be responsible for releasing into the environment an average of

2 236 tons of microplastics in waterways.



In addition, plastic production and processing involve the use of additives, which can have harmful impacts on ecosystems and human health if they leak into the environment due to waste mismanagement. It is anticipated that in 2024, plastic waste mismanagement in this country will result in the release into waterways of

87 tons of chemical additives pollution.

*The Mismanaged Waste Index is the share of plastic waste generated by a country that is mismanaged

Lebanon

Overshoot Day, or the date when the amount of plastic waste outweighs this country's ability to manage it, with environmental pollution occurring as a result, is:

14 June 2025

Plastic Overshoot Day is determined by a country's Mismanaged Waste Index*, which in this case is...

54.79%

In 2024, the world will experience **117 days** of plastic overshoot. This country will contribute to this overshoot by

3 hours 58 minutes

The Mismanaged Waste Index, or MWI, is

High

The expected mismanaged waste in 2024 will be

72 587 tons of plastic

The country's annual per capita plastic waste production is

24 kg per capita per year

which is considered

Medium

The total plastic waste produced in this country is

132 478 tons of plastic

The amount of plastic waste EXPORTED by the country is

9 844 tons of plastic

which represents

7.3% of its total waste

This relative export is considered

High

The amount of plastic waste IMPORTED by the country is

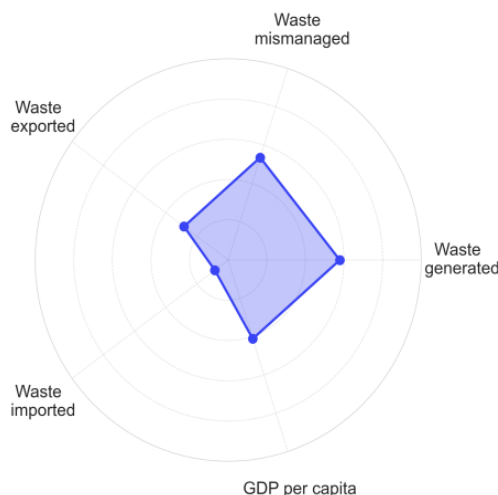
939 tons of plastic

which represents

0.7% of its total waste

This relative import is considered

Low



As per the Plastic Overshoot Day archetypes, this country is classified as one of:

The Moderate Polluters

On average, the Moderate Polluters tend to have a medium plastic waste generation level. Half of them export some of their waste. These countries do not effectively manage their waste and negative environmental impacts result both domestically and in the countries receiving the waste.

Recommendations for driving necessary changes to mitigate plastic pollution and postpone the Overshoot Day in this country:

Develop local waste management infrastructure.

Reduce plastic production and use.

Invest in waste management policies like EPR.



Plastic pollution is caused not only by the improper disposal of plastic products but also by the release of primary microplastics from sources such as tire abrasion, shedding of textile fibers, pellets production and paint. It is expected that in 2024 this country will be responsible for releasing into the environment an average of

1 139 tons of microplastics in waterways.



In addition, plastic production and processing involve the use of additives, which can have harmful impacts on ecosystems and human health if they leak into the environment due to waste mismanagement. It is anticipated that in 2024, plastic waste mismanagement in this country will result in the release into waterways of

308 tons of chemical additives pollution.

*The Mismanaged Waste Index is the share of plastic waste generated by a country that is mismanaged

Lesotho

Overshoot Day, or the date when the amount of plastic waste outweighs this country's ability to manage it, with environmental pollution occurring as a result, is:

23 January 2025

Plastic Overshoot Day is determined by a country's Mismanaged Waste Index*, which in this case is...

93.49%

In 2024, the world will experience **117 days** of plastic overshoot. This country will contribute to this overshoot by

1 hours 57 minutes

The Mismanaged Waste Index, or MWI, is

Very high

The expected mismanaged waste in 2024 will be

23 161 tons of plastic

The country's annual per capita plastic waste production is

11 kg per capita per year

which is considered

Low

The total plastic waste produced in this country is

24 775 tons of plastic

The amount of plastic waste EXPORTED by the country is

145 tons of plastic

which represents

0.6% of its total waste

This relative export is considered

Low

The amount of plastic waste IMPORTED by the country is

1 tons of plastic

which represents

0.0% of its total waste

This relative import is considered

Low



As per the Plastic Overshoot Day archetypes, this country is classified as one of:

The Low-Waste-Producing Polluters

Despite their low waste production levels, the Low-Waste-Producing Polluters contribute to plastic pollution levels due to their poor waste management practices. Depending on the size of the population, some countries can be large contributors to the global pollution.

Recommendations for driving necessary changes to mitigate plastic pollution and postpone the Overshoot Day in this country:

Develop local waste management infrastructure.

Invest in waste management policies like EPR.



Plastic pollution is caused not only by the improper disposal of plastic products but also by the release of primary microplastics from sources such as tire abrasion, shedding of textile fibers, pellets production and paint. It is expected that in 2024 this country will be responsible for releasing into the environment an average of

412 tons of microplastics in waterways.



In addition, plastic production and processing involve the use of additives, which can have harmful impacts on ecosystems and human health if they leak into the environment due to waste mismanagement. It is anticipated that in 2024, plastic waste mismanagement in this country will result in the release into waterways of

98 tons of chemical additives pollution.

*The Mismanaged Waste Index is the share of plastic waste generated by a country that is mismanaged

Liberia

Overshoot Day, or the date when the amount of plastic waste outweighs this country's ability to manage it, with environmental pollution occurring as a result, is:

24 January 2025

Plastic Overshoot Day is determined by a country's Mismanaged Waste Index*, which in this case is...

93.31%

In 2024, the world will experience **117 days** of plastic overshoot. This country will contribute to this overshoot by

1 hours 12 minutes

The Mismanaged Waste Index, or MWI, is

Very high

The expected mismanaged waste in 2024 will be

29 561 tons of plastic

The country's annual per capita plastic waste production is

6 kg per capita per year

which is considered

Low

The total plastic waste produced in this country is

31 679 tons of plastic

The amount of plastic waste EXPORTED by the country is

0 tons of plastic

which represents

0.0% of its total waste

This relative export is considered

Low

The amount of plastic waste IMPORTED by the country is

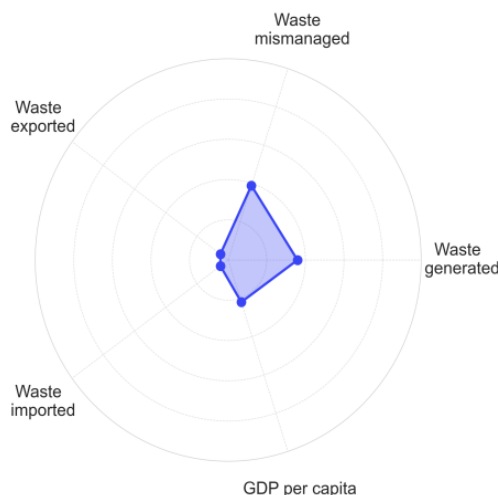
0 tons of plastic

which represents

0.0% of its total waste

This relative import is considered

Low



As per the Plastic Overshoot Day archetypes, this country is classified as one of:

The Low-Waste-Producing Polluters

Despite their low waste production levels, the Low-Waste-Producing Polluters contribute to plastic pollution levels due to their poor waste management practices. Depending on the size of the population, some countries can be large contributors to the global pollution.

Recommendations for driving necessary changes to mitigate plastic pollution and postpone the Overshoot Day in this country:

Develop local waste management infrastructure.

Invest in waste management policies like EPR.



Plastic pollution is caused not only by the improper disposal of plastic products but also by the release of primary microplastics from sources such as tire abrasion, shedding of textile fibers, pellets production and paint. It is expected that in 2024 this country will be responsible for releasing into the environment an average of

529 tons of microplastics in waterways.



In addition, plastic production and processing involve the use of additives, which can have harmful impacts on ecosystems and human health if they leak into the environment due to waste mismanagement. It is anticipated that in 2024, plastic waste mismanagement in this country will result in the release into waterways of

125 tons of chemical additives pollution.

*The Mismanaged Waste Index is the share of plastic waste generated by a country that is mismanaged

Libya

Overshoot Day, or the date when the amount of plastic waste outweighs this country's ability to manage it, with environmental pollution occurring as a result, is:

07 May 2025

Plastic Overshoot Day is determined by a country's Mismanaged Waste Index*, which in this case is...

64.98%

In 2024, the world will experience **117 days** of plastic overshoot. This country will contribute to this overshoot by

4 hours 53 minutes

The Mismanaged Waste Index, or MWI, is

Very high

The expected mismanaged waste in 2024 will be

94 848 tons of plastic

The country's annual per capita plastic waste production is

22 kg per capita per year

which is considered

Medium

The total plastic waste produced in this country is

145 960 tons of plastic

The amount of plastic waste EXPORTED by the country is

1 532 tons of plastic

which represents

1.0% of its total waste

This relative export is considered

Medium

The amount of plastic waste IMPORTED by the country is

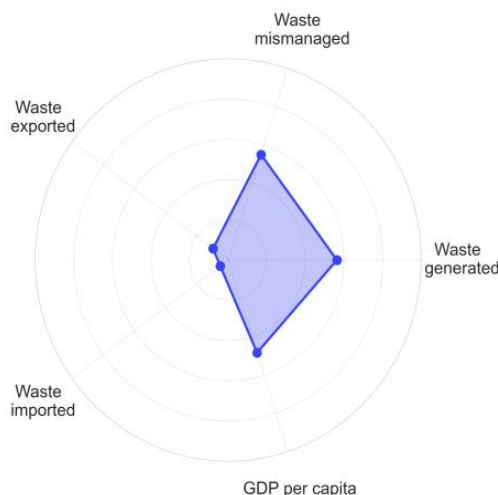
24 tons of plastic

which represents

0.0% of its total waste

This relative import is considered

Low



As per the Plastic Overshoot Day archetypes, this country is classified as one of:

The Moderate Polluters

On average, the Moderate Polluters tend to have a medium plastic waste generation level. Half of them export some of their waste. These countries do not effectively manage their waste and negative environmental impacts result both domestically and in the countries receiving the waste.

Recommendations for driving necessary changes to mitigate plastic pollution and postpone the Overshoot Day in this country:

Develop local waste management infrastructure.

Reduce plastic production and use.

Invest in waste management policies like EPR.



Plastic pollution is caused not only by the improper disposal of plastic products but also by the release of primary microplastics from sources such as tire abrasion, shedding of textile fibers, pellets production and paint. It is expected that in 2024 this country will be responsible for releasing into the environment an average of

1 337 tons of microplastics in waterways.



In addition, plastic production and processing involve the use of additives, which can have harmful impacts on ecosystems and human health if they leak into the environment due to waste mismanagement. It is anticipated that in 2024, plastic waste mismanagement in this country will result in the release into waterways of

402 tons of chemical additives pollution.

*The Mismanaged Waste Index is the share of plastic waste generated by a country that is mismanaged

Liechtenstein

Overshoot Day, or the date when the amount of plastic waste outweighs this country's ability to manage it, with environmental pollution occurring as a result, is:

23 August 2025

Plastic Overshoot Day is determined by a country's Mismanaged Waste Index*, which in this case is...

35.40%

In 2024, the world will experience **117 days** of plastic overshoot. This country will contribute to this overshoot by

2 minutes

The Mismanaged Waste Index, or MWI, is

High

The expected mismanaged waste in 2024 will be

663 tons of plastic

The country's annual per capita plastic waste production is

48 kg per capita per year

which is considered

Medium

The total plastic waste produced in this country is

1 873 tons of plastic

The amount of plastic waste EXPORTED by the country is

0 tons of plastic

which represents

0.0% of its total waste

This relative export is considered

Low

The amount of plastic waste IMPORTED by the country is

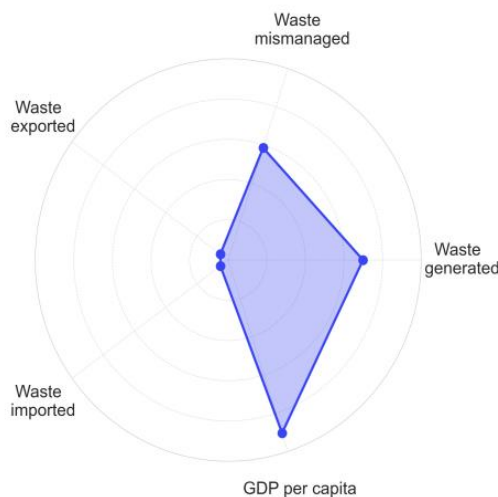
0 tons of plastic

which represents

0.0% of its total waste

This relative import is considered

Low



As per the Plastic Overshoot Day archetypes, this country is classified as one of:

The Self-Sustainers

The Self-Sustainers are moderate plastic waste generators per capita that can to some extent manage their waste internally, although improvements are needed for some of them.

Recommendations for driving necessary changes to mitigate plastic pollution and postpone the Overshoot Day in this country:

Reduce plastic production and use.

Develop local waste management infrastructure.

Become circular.



Plastic pollution is caused not only by the improper disposal of plastic products but also by the release of primary microplastics from sources such as tire abrasion, shedding of textile fibers, pellets production and paint. It is expected that in 2024 this country will be responsible for releasing into the environment an average of

1 049 tons of microplastics in waterways.



In addition, plastic production and processing involve the use of additives, which can have harmful impacts on ecosystems and human health if they leak into the environment due to waste mismanagement. It is anticipated that in 2024, plastic waste mismanagement in this country will result in the release into waterways of

3 tons of chemical additives pollution.

*The Mismanaged Waste Index is the share of plastic waste generated by a country that is mismanaged

Lithuania

Overshoot Day, or the date when the amount of plastic waste outweighs this country's ability to manage it, with environmental pollution occurring as a result, is:

10 December 2025

Plastic Overshoot Day is determined by a country's Mismanaged Waste Index*, which in this case is...

5.48%

In 2024, the world will experience **117 days** of plastic overshoot. This country will contribute to this overshoot by

25 minutes

The Mismanaged Waste Index, or MWI, is

Low

The expected mismanaged waste in 2024 will be

10 151 tons of plastic

The country's annual per capita plastic waste production is

66 kg per capita per year

which is considered

High

The total plastic waste produced in this country is

185 133 tons of plastic

The amount of plastic waste EXPORTED by the country is

31 392 tons of plastic

which represents

16.6% of its total waste

This relative export is considered

Very high

The amount of plastic waste IMPORTED by the country is

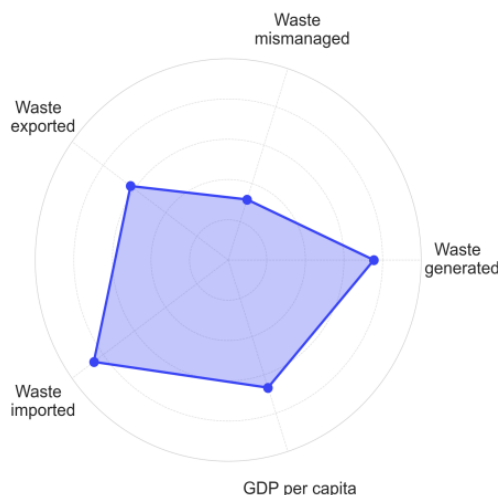
92 082 tons of plastic

which represents

48.6% of its total waste

This relative import is considered

Very high



As per the Plastic Overshoot Day archetypes, this country is classified as one of:

The Transactors

The Transactors are countries with high rates of plastic waste production. Their waste tends to be well-managed, although most do not yet have extensive circular systems around plastics. The Transactors are wealthy countries from Europe. They export a lot of their waste but also import a lot of waste from neighboring countries. Through this exchange of waste with their trade partners they have been able to optimize their waste management practices, resulting in a low volume of waste ending up mismanaged and low risk of plastic leakage into the environment.

Recommendations for driving necessary changes to mitigate plastic pollution and postpone the Overshoot Day in this country:

Reduce plastic production and use.

Become circular.



Plastic pollution is caused not only by the improper disposal of plastic products but also by the release of primary microplastics from sources such as tire abrasion, shedding of textile fibers, pellets production and paint. It is expected that in 2024 this country will be responsible for releasing into the environment an average of

4 898 tons of microplastics in waterways.



In addition, plastic production and processing involve the use of additives, which can have harmful impacts on ecosystems and human health if they leak into the environment due to waste mismanagement. It is anticipated that in 2024, plastic waste mismanagement in this country will result in the release into waterways of

43 tons of chemical additives pollution.

*The Mismanaged Waste Index is the share of plastic waste generated by a country that is mismanaged

Luxembourg

Overshoot Day, or the date when the amount of plastic waste outweighs this country's ability to manage it, with environmental pollution occurring as a result, is:

14 December 2025

Plastic Overshoot Day is determined by a country's Mismanaged Waste Index*, which in this case is...

4.50%

In 2024, the world will experience **117 days** of plastic overshoot. This country will contribute to this overshoot by

8 minutes

The Mismanaged Waste Index, or MWI, is

Low

The expected mismanaged waste in 2024 will be

3 078 tons of plastic

The country's annual per capita plastic waste production is

107 kg per capita per year

which is considered

Very high

The total plastic waste produced in this country is

68 374 tons of plastic

The amount of plastic waste EXPORTED by the country is

18 952 tons of plastic

which represents

27.1% of its total waste

This relative export is considered

Very high

The amount of plastic waste IMPORTED by the country is

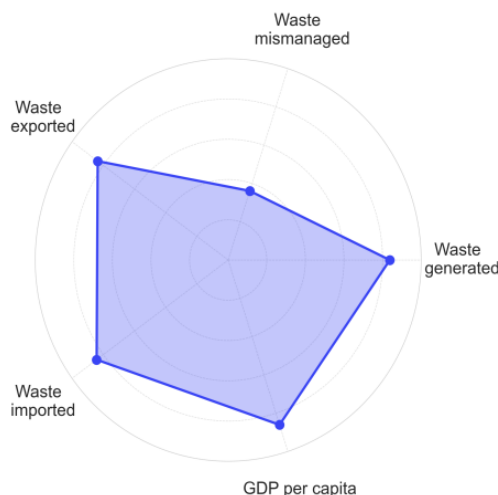
19 463 tons of plastic

which represents

27.8% of its total waste

This relative import is considered

Very high



As per the Plastic Overshoot Day archetypes, this country is classified as one of:

The Transactors

The Transactors are countries with high rates of plastic waste production. Their waste tends to be well-managed, although most do not yet have extensive circular systems around plastics. The Transactors are wealthy countries from Europe. They export a lot of their waste but also import a lot of waste from neighboring countries. Through this exchange of waste with their trade partners they have been able to optimize their waste management practices, resulting in a low volume of waste ending up mismanaged and low risk of plastic leakage into the environment.

Recommendations for driving necessary changes to mitigate plastic pollution and postpone the Overshoot Day in this country:

Reduce plastic production and use.

Become circular.



Plastic pollution is caused not only by the improper disposal of plastic products but also by the release of primary microplastics from sources such as tire abrasion, shedding of textile fibers, pellets production and paint. It is expected that in 2024 this country will be responsible for releasing into the environment an average of

1 671 tons of microplastics in waterways.



In addition, plastic production and processing involve the use of additives, which can have harmful impacts on ecosystems and human health if they leak into the environment due to waste mismanagement. It is anticipated that in 2024, plastic waste mismanagement in this country will result in the release into waterways of

13 tons of chemical additives pollution.

*The Mismanaged Waste Index is the share of plastic waste generated by a country that is mismanaged

Macao SAR, China

Overshoot Day, or the date when the amount of plastic waste outweighs this country's ability to manage it, with environmental pollution occurring as a result, is:

14 March 2025

Plastic Overshoot Day is determined by a country's Mismanaged Waste Index*, which in this case is...

79.96%

In 2024, the world will experience **117 days** of plastic overshoot. This country will contribute to this overshoot by

1 hours 3 minutes

The Mismanaged Waste Index, or MWI, is

Very high

The expected mismanaged waste in 2024 will be

25 574 tons of plastic

The country's annual per capita plastic waste production is

47 kg per capita per year

which is considered

Medium

The total plastic waste produced in this country is

31 983 tons of plastic

The amount of plastic waste EXPORTED by the country is

549 tons of plastic

which represents

1.7% of its total waste

This relative export is considered

Medium

The amount of plastic waste IMPORTED by the country is

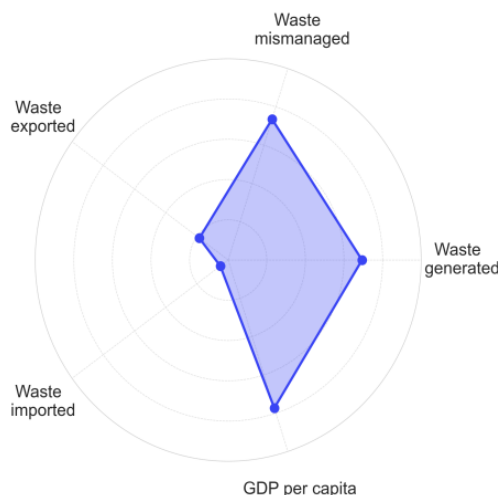
2 tons of plastic

which represents

0.0% of its total waste

This relative import is considered

Low



As per the Plastic Overshoot Day archetypes, this country is classified as one of:

The Moderate Polluters

On average, the Moderate Polluters tend to have a medium plastic waste generation level. Half of them export some of their waste. These countries do not effectively manage their waste and negative environmental impacts result both domestically and in the countries receiving the waste.

Recommendations for driving necessary changes to mitigate plastic pollution and postpone the Overshoot Day in this country:

Develop local waste management infrastructure.

Reduce plastic production and use.

Invest in waste management policies like EPR.



Plastic pollution is caused not only by the improper disposal of plastic products but also by the release of primary microplastics from sources such as tire abrasion, shedding of textile fibers, pellets production and paint. It is expected that in 2024 this country will be responsible for releasing into the environment an average of

1 774 tons of microplastics in waterways.



In addition, plastic production and processing involve the use of additives, which can have harmful impacts on ecosystems and human health if they leak into the environment due to waste mismanagement. It is anticipated that in 2024, plastic waste mismanagement in this country will result in the release into waterways of

108 tons of chemical additives pollution.

*The Mismanaged Waste Index is the share of plastic waste generated by a country that is mismanaged

Macedonia

Overshoot Day, or the date when the amount of plastic waste outweighs this country's ability to manage it, with environmental pollution occurring as a result, is:

09 September 2025

Plastic Overshoot Day is determined by a country's Mismanaged Waste Index*, which in this case is...

30.95%

In 2024, the world will experience **117 days** of plastic overshoot. This country will contribute to this overshoot by

1 hours 2 minutes

The Mismanaged Waste Index, or MWI, is

High

The expected mismanaged waste in 2024 will be

25 339 tons of plastic

The country's annual per capita plastic waste production is

39 kg per capita per year

which is considered

Medium

The total plastic waste produced in this country is

81 881 tons of plastic

The amount of plastic waste EXPORTED by the country is

3 232 tons of plastic

which represents

3.9% of its total waste

This relative export is considered

High

The amount of plastic waste IMPORTED by the country is

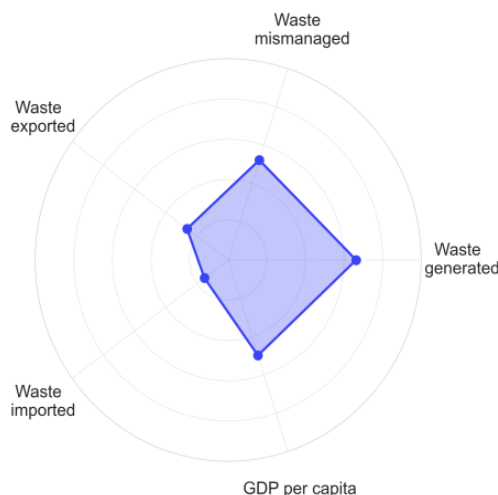
1 176 tons of plastic

which represents

1.4% of its total waste

This relative import is considered

Medium



As per the Plastic Overshoot Day archetypes, this country is classified as one of:

The Self-Sustainers

The Self-Sustainers are moderate plastic waste generators per capita that can to some extent manage their waste internally, although improvements are needed for some of them.

Recommendations for driving necessary changes to mitigate plastic pollution and postpone the Overshoot Day in this country:

Reduce plastic production and use.

Develop local waste management infrastructure.

Become circular.



Plastic pollution is caused not only by the improper disposal of plastic products but also by the release of primary microplastics from sources such as tire abrasion, shedding of textile fibers, pellets production and paint. It is expected that in 2024 this country will be responsible for releasing into the environment an average of

923 tons of microplastics in waterways.



In addition, plastic production and processing involve the use of additives, which can have harmful impacts on ecosystems and human health if they leak into the environment due to waste mismanagement. It is anticipated that in 2024, plastic waste mismanagement in this country will result in the release into waterways of

107 tons of chemical additives pollution.

*The Mismanaged Waste Index is the share of plastic waste generated by a country that is mismanaged

Madagascar

Overshoot Day, or the date when the amount of plastic waste outweighs this country's ability to manage it, with environmental pollution occurring as a result, is:

21 January 2025

Plastic Overshoot Day is determined by a country's Mismanaged Waste Index*, which in this case is...

94.01%

In 2024, the world will experience **117 days** of plastic overshoot. This country will contribute to this overshoot by

2 hours 23 minutes

The Mismanaged Waste Index, or MWI, is

Very high

The expected mismanaged waste in 2024 will be

58 318 tons of plastic

The country's annual per capita plastic waste production is

2 kg per capita per year

which is considered

Low

The total plastic waste produced in this country is

62 036 tons of plastic

The amount of plastic waste EXPORTED by the country is

70 tons of plastic

which represents

0.1% of its total waste

This relative export is considered

Low

The amount of plastic waste IMPORTED by the country is

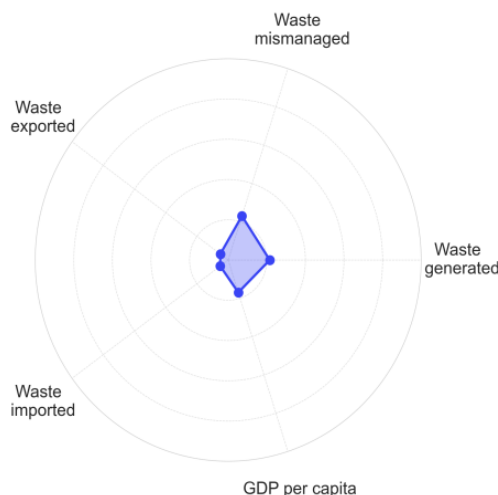
152 tons of plastic

which represents

0.2% of its total waste

This relative import is considered

Low



As per the Plastic Overshoot Day archetypes, this country is classified as one of:

The Low-Waste-Producing Polluters

Despite their low waste production levels, the Low-Waste-Producing Polluters contribute to plastic pollution levels due to their poor waste management practices. Depending on the size of the population, some countries can be large contributors to the global pollution.

Recommendations for driving necessary changes to mitigate plastic pollution and postpone the Overshoot Day in this country:

Develop local waste management infrastructure.

Invest in waste management policies like EPR.



Plastic pollution is caused not only by the improper disposal of plastic products but also by the release of primary microplastics from sources such as tire abrasion, shedding of textile fibers, pellets production and paint. It is expected that in 2024 this country will be responsible for releasing into the environment an average of

2 903 tons of microplastics in waterways.



In addition, plastic production and processing involve the use of additives, which can have harmful impacts on ecosystems and human health if they leak into the environment due to waste mismanagement. It is anticipated that in 2024, plastic waste mismanagement in this country will result in the release into waterways of

247 tons of chemical additives pollution.

*The Mismanaged Waste Index is the share of plastic waste generated by a country that is mismanaged

Malawi

Overshoot Day, or the date when the amount of plastic waste outweighs this country's ability to manage it, with environmental pollution occurring as a result, is:

16 January 2025

Plastic Overshoot Day is determined by a country's Mismanaged Waste Index*, which in this case is...

95.41%

In 2024, the world will experience **117 days** of plastic overshoot. This country will contribute to this overshoot by

1 hours 13 minutes

The Mismanaged Waste Index, or MWI, is

Very high

The expected mismanaged waste in 2024 will be

29 842 tons of plastic

The country's annual per capita plastic waste production is

2 kg per capita per year

which is considered

Low

The total plastic waste produced in this country is

31 276 tons of plastic

The amount of plastic waste EXPORTED by the country is

6 tons of plastic

which represents

0.0% of its total waste

This relative export is considered

Low

The amount of plastic waste IMPORTED by the country is

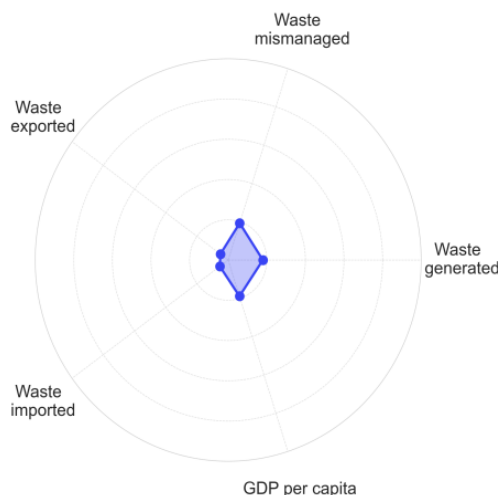
315 tons of plastic

which represents

1.0% of its total waste

This relative import is considered

Low



As per the Plastic Overshoot Day archetypes, this country is classified as one of:

The Low-Waste-Producing Polluters

Despite their low waste production levels, the Low-Waste-Producing Polluters contribute to plastic pollution levels due to their poor waste management practices. Depending on the size of the population, some countries can be large contributors to the global pollution.

Recommendations for driving necessary changes to mitigate plastic pollution and postpone the Overshoot Day in this country:

Develop local waste management infrastructure.

Invest in waste management policies like EPR.



Plastic pollution is caused not only by the improper disposal of plastic products but also by the release of primary microplastics from sources such as tire abrasion, shedding of textile fibers, pellets production and paint. It is expected that in 2024 this country will be responsible for releasing into the environment an average of

2 010 tons of microplastics in waterways.



In addition, plastic production and processing involve the use of additives, which can have harmful impacts on ecosystems and human health if they leak into the environment due to waste mismanagement. It is anticipated that in 2024, plastic waste mismanagement in this country will result in the release into waterways of

126 tons of chemical additives pollution.

*The Mismanaged Waste Index is the share of plastic waste generated by a country that is mismanaged

Malaysia

Overshoot Day, or the date when the amount of plastic waste outweighs this country's ability to manage it, with environmental pollution occurring as a result, is:

23 September 2025

Plastic Overshoot Day is determined by a country's Mismanaged Waste Index*, which in this case is...

26.88%

In 2024, the world will experience **117 days** of plastic overshoot. This country will contribute to this overshoot by

16 hours 57 minutes

The Mismanaged Waste Index, or MWI, is

Medium

The expected mismanaged waste in 2024 will be

390 196 tons of plastic

The country's annual per capita plastic waste production is

43 kg per capita per year

which is considered

Medium

The total plastic waste produced in this country is

1 451 736 tons of plastic

The amount of plastic waste EXPORTED by the country is

27 108 tons of plastic

which represents

1.8% of its total waste

This relative export is considered

Medium

The amount of plastic waste IMPORTED by the country is

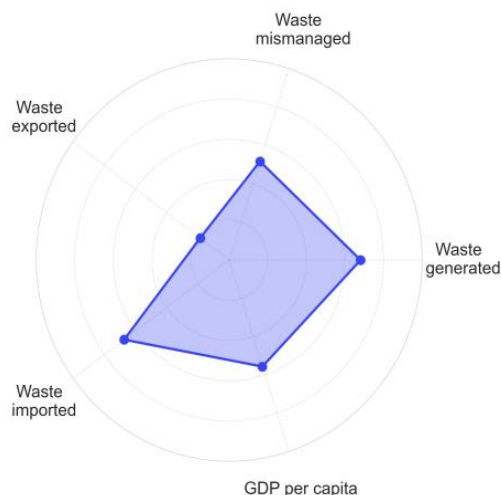
471 620 tons of plastic

which represents

31.8% of its total waste

This relative import is considered

Very high



As per the Plastic Overshoot Day archetypes, this country is classified as one of:

The Self-Sustainers

The Self-Sustainers are moderate plastic waste generators per capita that can to some extent manage their waste internally, although improvements are needed for some of them.

Recommendations for driving necessary changes to mitigate plastic pollution and postpone the Overshoot Day in this country:

Reduce plastic production and use.

Develop local waste management infrastructure.

Become circular.



Plastic pollution is caused not only by the improper disposal of plastic products but also by the release of primary microplastics from sources such as tire abrasion, shedding of textile fibers, pellets production and paint. It is expected that in 2024 this country will be responsible for releasing into the environment an average of

18 046 tons of microplastics in waterways.



In addition, plastic production and processing involve the use of additives, which can have harmful impacts on ecosystems and human health if they leak into the environment due to waste mismanagement. It is anticipated that in 2024, plastic waste mismanagement in this country will result in the release into waterways of

1 653 tons of chemical additives pollution.

*The Mismanaged Waste Index is the share of plastic waste generated by a country that is mismanaged

Maldives

Overshoot Day, or the date when the amount of plastic waste outweighs this country's ability to manage it, with environmental pollution occurring as a result, is:

17 February 2025

Plastic Overshoot Day is determined by a country's Mismanaged Waste Index*, which in this case is...

86.62%

In 2024, the world will experience **117 days** of plastic overshoot. This country will contribute to this overshoot by

1 hours 42 minutes

The Mismanaged Waste Index, or MWI, is

Very high

The expected mismanaged waste in 2024 will be

17 219 tons of plastic

The country's annual per capita plastic waste production is

38 kg per capita per year

which is considered

Medium

The total plastic waste produced in this country is

19 877 tons of plastic

The amount of plastic waste EXPORTED by the country is

267 tons of plastic

which represents

1.3% of its total waste

This relative export is considered

Medium

The amount of plastic waste IMPORTED by the country is

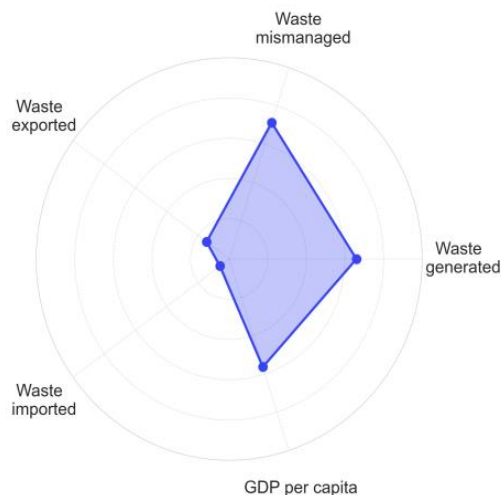
22 tons of plastic

which represents

0.1% of its total waste

This relative import is considered

Low



As per the Plastic Overshoot Day archetypes, this country is classified as one of:

The Low-Waste-Producing Polluters

Despite their low waste production levels, the Low-Waste-Producing Polluters contribute to plastic pollution levels due to their poor waste management practices. Depending on the size of the population, some countries can be large contributors to the global pollution.

Recommendations for driving necessary changes to mitigate plastic pollution and postpone the Overshoot Day in this country:

Develop local waste management infrastructure.

Invest in waste management policies like EPR.



Plastic pollution is caused not only by the improper disposal of plastic products but also by the release of primary microplastics from sources such as tire abrasion, shedding of textile fibers, pellets production and paint. It is expected that in 2024 this country will be responsible for releasing into the environment an average of

576 tons of microplastics in waterways.



In addition, plastic production and processing involve the use of additives, which can have harmful impacts on ecosystems and human health if they leak into the environment due to waste mismanagement. It is anticipated that in 2024, plastic waste mismanagement in this country will result in the release into waterways of

73 tons of chemical additives pollution.

*The Mismanaged Waste Index is the share of plastic waste generated by a country that is mismanaged

Mali

Overshoot Day, or the date when the amount of plastic waste outweighs this country's ability to manage it, with environmental pollution occurring as a result, is:

21 January 2025

Plastic Overshoot Day is determined by a country's Mismanaged Waste Index*, which in this case is...

94.03%

In 2024, the world will experience **117 days** of plastic overshoot. This country will contribute to this overshoot by

2 hours 59 minutes

The Mismanaged Waste Index, or MWI, is

Very high

The expected mismanaged waste in 2024 will be

48 467 tons of plastic

The country's annual per capita plastic waste production is

2 kg per capita per year

which is considered

Low

The total plastic waste produced in this country is

51 543 tons of plastic

The amount of plastic waste EXPORTED by the country is

0 tons of plastic

which represents

0.0% of its total waste

This relative export is considered

Low

The amount of plastic waste IMPORTED by the country is

485 tons of plastic

which represents

0.9% of its total waste

This relative import is considered

Low



As per the Plastic Overshoot Day archetypes, this country is classified as one of:

The Low-Waste-Producing Polluters

Despite their low waste production levels, the Low-Waste-Producing Polluters contribute to plastic pollution levels due to their poor waste management practices. Depending on the size of the population, some countries can be large contributors to the global pollution.

Recommendations for driving necessary changes to mitigate plastic pollution and postpone the Overshoot Day in this country:

Develop local waste management infrastructure.

Invest in waste management policies like EPR.



Plastic pollution is caused not only by the improper disposal of plastic products but also by the release of primary microplastics from sources such as tire abrasion, shedding of textile fibers, pellets production and paint. It is expected that in 2024 this country will be responsible for releasing into the environment an average of

2 189 tons of microplastics in waterways.



In addition, plastic production and processing involve the use of additives, which can have harmful impacts on ecosystems and human health if they leak into the environment due to waste mismanagement. It is anticipated that in 2024, plastic waste mismanagement in this country will result in the release into waterways of

205 tons of chemical additives pollution.

*The Mismanaged Waste Index is the share of plastic waste generated by a country that is mismanaged

Malta

Overshoot Day, or the date when the amount of plastic waste outweighs this country's ability to manage it, with environmental pollution occurring as a result, is:

01 December 2025

Plastic Overshoot Day is determined by a country's Mismanaged Waste Index*, which in this case is...

8.11%

In 2024, the world will experience **117 days** of plastic overshoot. This country will contribute to this overshoot by

5 minutes

The Mismanaged Waste Index, or MWI, is

Low

The expected mismanaged waste in 2024 will be

1 942 tons of plastic

The country's annual per capita plastic waste production is

45 kg per capita per year

which is considered

Medium

The total plastic waste produced in this country is

23 944 tons of plastic

The amount of plastic waste EXPORTED by the country is

4 447 tons of plastic

which represents

18.2% of its total waste

This relative export is considered

Very high

The amount of plastic waste IMPORTED by the country is

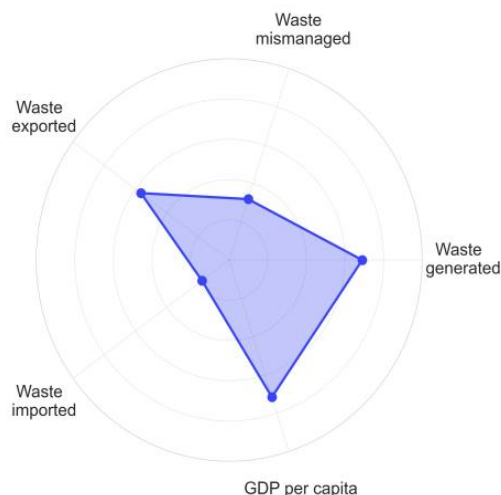
378 tons of plastic

which represents

1.5% of its total waste

This relative import is considered

Medium



As per the Plastic Overshoot Day archetypes, this country is classified as one of:

The Overloaders

The Overloaders are high plastic waste generators, who export a significant amount of their waste. Their waste is well managed. Unlike the similarly high-consuming Transactors, the Overloaders import less waste than they export. This imbalance therefore overloads the waste management systems of other countries, likely creating mismanagement issues in countries where Overloaders send their plastic waste.

Recommendations for driving necessary changes to mitigate plastic pollution and postpone the Overshoot Day in this country:

Reduce plastic consumption.

Become circular.



Plastic pollution is caused not only by the improper disposal of plastic products but also by the release of primary microplastics from sources such as tire abrasion, shedding of textile fibers, pellets production and paint. It is expected that in 2024 this country will be responsible for releasing into the environment an average of

1 363 tons of microplastics in waterways.



In addition, plastic production and processing involve the use of additives, which can have harmful impacts on ecosystems and human health if they leak into the environment due to waste mismanagement. It is anticipated that in 2024, plastic waste mismanagement in this country will result in the release into waterways of

8 tons of chemical additives pollution.

*The Mismanaged Waste Index is the share of plastic waste generated by a country that is mismanaged

Marshall Islands

Overshoot Day, or the date when the amount of plastic waste outweighs this country's ability to manage it, with environmental pollution occurring as a result, is:

06 May 2025

Plastic Overshoot Day is determined by a country's Mismanaged Waste Index*, which in this case is...

65.42%

In 2024, the world will experience **117 days** of plastic overshoot. This country will contribute to this overshoot by

3 minutes

The Mismanaged Waste Index, or MWI, is

Very high

The expected mismanaged waste in 2024 will be

1 381 tons of plastic

The country's annual per capita plastic waste production is

50 kg per capita per year

which is considered

High

The total plastic waste produced in this country is

2 111 tons of plastic

The amount of plastic waste EXPORTED by the country is

0 tons of plastic

which represents

0.0% of its total waste

This relative export is considered

Low

The amount of plastic waste IMPORTED by the country is

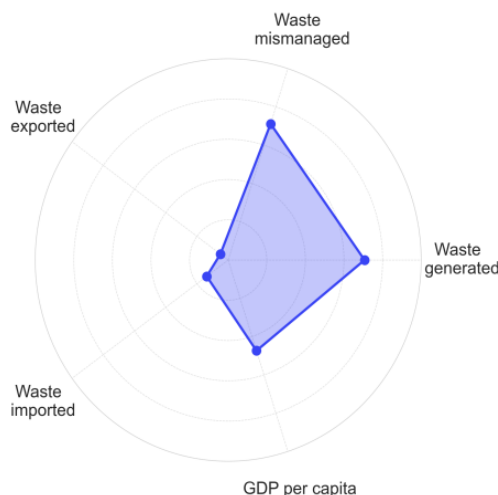
20 tons of plastic

which represents

0.9% of its total waste

This relative import is considered

Low



As per the Plastic Overshoot Day archetypes, this country is classified as one of:

The Moderate Polluters

On average, the Moderate Polluters tend to have a medium plastic waste generation level. Half of them export some of their waste. These countries do not effectively manage their waste and negative environmental impacts result both domestically and in the countries receiving the waste.

Recommendations for driving necessary changes to mitigate plastic pollution and postpone the Overshoot Day in this country:

Develop local waste management infrastructure.

Reduce plastic production and use.

Invest in waste management policies like EPR.



Plastic pollution is caused not only by the improper disposal of plastic products but also by the release of primary microplastics from sources such as tire abrasion, shedding of textile fibers, pellets production and paint. It is expected that in 2024 this country will be responsible for releasing into the environment an average of

455 tons of microplastics in waterways.



In addition, plastic production and processing involve the use of additives, which can have harmful impacts on ecosystems and human health if they leak into the environment due to waste mismanagement. It is anticipated that in 2024, plastic waste mismanagement in this country will result in the release into waterways of

6 tons of chemical additives pollution.

*The Mismanaged Waste Index is the share of plastic waste generated by a country that is mismanaged

Mauritania

Overshoot Day, or the date when the amount of plastic waste outweighs this country's ability to manage it, with environmental pollution occurring as a result, is:

15 February 2025

Plastic Overshoot Day is determined by a country's Mismanaged Waste Index*, which in this case is...

87.33%

In 2024, the world will experience **117 days** of plastic overshoot. This country will contribute to this overshoot by

3 hours 7 minutes

The Mismanaged Waste Index, or MWI, is

Very high

The expected mismanaged waste in 2024 will be

76 192 tons of plastic

The country's annual per capita plastic waste production is

19 kg per capita per year

which is considered

Medium

The total plastic waste produced in this country is

87 247 tons of plastic

The amount of plastic waste EXPORTED by the country is

6 670 tons of plastic

which represents

7.5% of its total waste

This relative export is considered

High

The amount of plastic waste IMPORTED by the country is

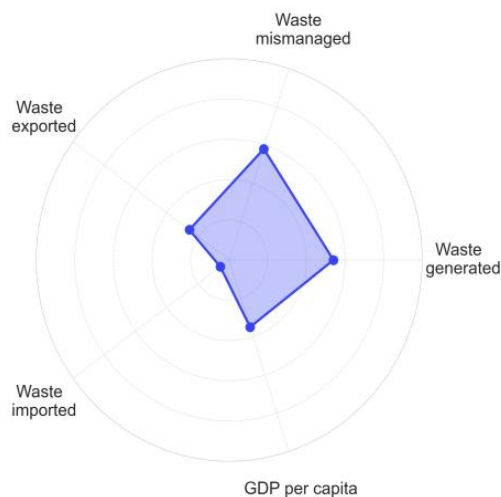
137 tons of plastic

which represents

0.2% of its total waste

This relative import is considered

Low



As per the Plastic Overshoot Day archetypes, this country is classified as one of:

The Low-Waste-Producing Polluters

Despite their low waste production levels, the Low-Waste-Producing Polluters contribute to plastic pollution levels due to their poor waste management practices. Depending on the size of the population, some countries can be large contributors to the global pollution.

Recommendations for driving necessary changes to mitigate plastic pollution and postpone the Overshoot Day in this country:

Develop local waste management infrastructure.

Invest in waste management policies like EPR.



Plastic pollution is caused not only by the improper disposal of plastic products but also by the release of primary microplastics from sources such as tire abrasion, shedding of textile fibers, pellets production and paint. It is expected that in 2024 this country will be responsible for releasing into the environment an average of

668 tons of microplastics in waterways.



In addition, plastic production and processing involve the use of additives, which can have harmful impacts on ecosystems and human health if they leak into the environment due to waste mismanagement. It is anticipated that in 2024, plastic waste mismanagement in this country will result in the release into waterways of

323 tons of chemical additives pollution.

*The Mismanaged Waste Index is the share of plastic waste generated by a country that is mismanaged

Mauritius

Overshoot Day, or the date when the amount of plastic waste outweighs this country's ability to manage it, with environmental pollution occurring as a result, is:

05 July 2025

Plastic Overshoot Day is determined by a country's Mismanaged Waste Index*, which in this case is...

48.87%

In 2024, the world will experience **117 days** of plastic overshoot. This country will contribute to this overshoot by

1 hours 33 minutes

The Mismanaged Waste Index, or MWI, is

High

The expected mismanaged waste in 2024 will be

13 373 tons of plastic

The country's annual per capita plastic waste production is

21 kg per capita per year

which is considered

Medium

The total plastic waste produced in this country is

27 363 tons of plastic

The amount of plastic waste EXPORTED by the country is

1 566 tons of plastic

which represents

5.6% of its total waste

This relative export is considered

High

The amount of plastic waste IMPORTED by the country is

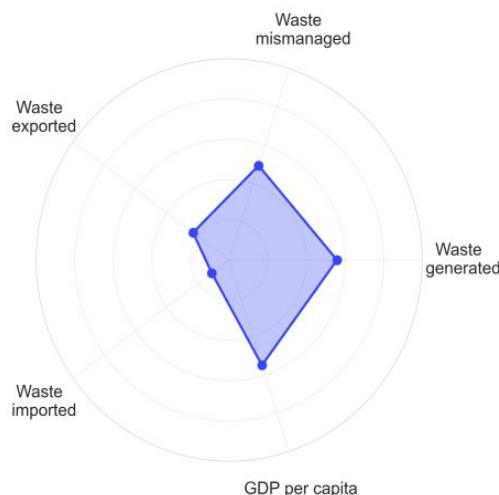
395 tons of plastic

which represents

1.4% of its total waste

This relative import is considered

Medium



As per the Plastic Overshoot Day archetypes, this country is classified as one of:

The Moderate Polluters

On average, the Moderate Polluters tend to have a medium plastic waste generation level. Half of them export some of their waste. These countries do not effectively manage their waste and negative environmental impacts result both domestically and in the countries receiving the waste.

Recommendations for driving necessary changes to mitigate plastic pollution and postpone the Overshoot Day in this country:

Develop local waste management infrastructure.

Reduce plastic production and use.

Invest in waste management policies like EPR.



Plastic pollution is caused not only by the improper disposal of plastic products but also by the release of primary microplastics from sources such as tire abrasion, shedding of textile fibers, pellets production and paint. It is expected that in 2024 this country will be responsible for releasing into the environment an average of

606 tons of microplastics in waterways.



In addition, plastic production and processing involve the use of additives, which can have harmful impacts on ecosystems and human health if they leak into the environment due to waste mismanagement. It is anticipated that in 2024, plastic waste mismanagement in this country will result in the release into waterways of

57 tons of chemical additives pollution.

*The Mismanaged Waste Index is the share of plastic waste generated by a country that is mismanaged

Mexico

Overshoot Day, or the date when the amount of plastic waste outweighs this country's ability to manage it, with environmental pollution occurring as a result, is:

27 August 2025

Plastic Overshoot Day is determined by a country's Mismanaged Waste Index*, which in this case is...

34.36%

In 2024, the world will experience **117 days** of plastic overshoot. This country will contribute to this overshoot by

3 days 16 hours 33 minutes

The Mismanaged Waste Index, or MWI, is

High

The expected mismanaged waste in 2024 will be

2 142 167 tons of plastic

The country's annual per capita plastic waste production is

49 kg per capita per year

which is considered

Medium

The total plastic waste produced in this country is

6 234 736 tons of plastic

The amount of plastic waste EXPORTED by the country is

180 094 tons of plastic

which represents

2.8% of its total waste

This relative export is considered

Medium

The amount of plastic waste IMPORTED by the country is

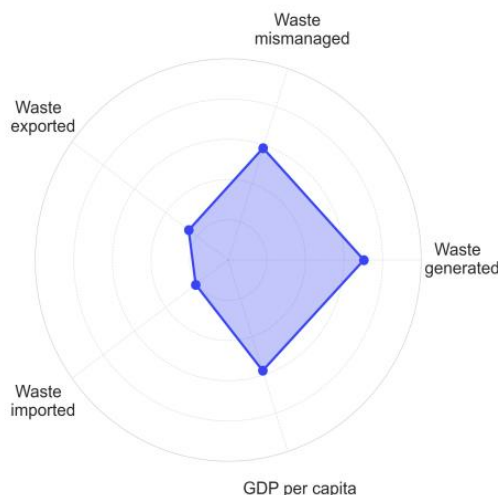
125 291 tons of plastic

which represents

2.0% of its total waste

This relative import is considered

Medium



As per the Plastic Overshoot Day archetypes, this country is classified as one of:

The Self-Sustainers

The Self-Sustainers are moderate plastic waste generators per capita that can to some extent manage their waste internally, although improvements are needed for some of them.

Recommendations for driving necessary changes to mitigate plastic pollution and postpone the Overshoot Day in this country:

Reduce plastic production and use.

Develop local waste management infrastructure.

Become circular.



Plastic pollution is caused not only by the improper disposal of plastic products but also by the release of primary microplastics from sources such as tire abrasion, shedding of textile fibers, pellets production and paint. It is expected that in 2024 this country will be responsible for releasing into the environment an average of

32 511 tons of microplastics in waterways.



In addition, plastic production and processing involve the use of additives, which can have harmful impacts on ecosystems and human health if they leak into the environment due to waste mismanagement. It is anticipated that in 2024, plastic waste mismanagement in this country will result in the release into waterways of

9 076 tons of chemical additives pollution.

*The Mismanaged Waste Index is the share of plastic waste generated by a country that is mismanaged

Micronesia

Overshoot Day, or the date when the amount of plastic waste outweighs this country's ability to manage it, with environmental pollution occurring as a result, is:

15 March 2025

Plastic Overshoot Day is determined by a country's Mismanaged Waste Index*, which in this case is...

79.67%

In 2024, the world will experience **117 days** of plastic overshoot. This country will contribute to this overshoot by

3 minutes

The Mismanaged Waste Index, or MWI, is

Very high

The expected mismanaged waste in 2024 will be

1 176 tons of plastic

The country's annual per capita plastic waste production is

13 kg per capita per year

which is considered

Low

The total plastic waste produced in this country is

1 476 tons of plastic

The amount of plastic waste EXPORTED by the country is

0 tons of plastic

which represents

0.0% of its total waste

This relative export is considered

Low

The amount of plastic waste IMPORTED by the country is

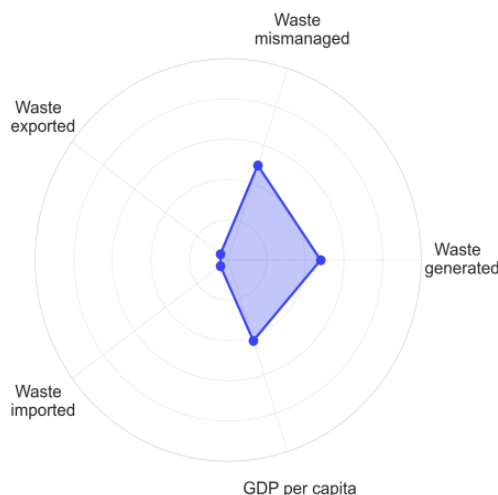
0 tons of plastic

which represents

0.0% of its total waste

This relative import is considered

Low



As per the Plastic Overshoot Day archetypes, this country is classified as one of:

The Low-Waste-Producing Polluters

Despite their low waste production levels, the Low-Waste-Producing Polluters contribute to plastic pollution levels due to their poor waste management practices. Depending on the size of the population, some countries can be large contributors to the global pollution.

Recommendations for driving necessary changes to mitigate plastic pollution and postpone the Overshoot Day in this country:

Develop local waste management infrastructure.

Invest in waste management policies like EPR.



Plastic pollution is caused not only by the improper disposal of plastic products but also by the release of primary microplastics from sources such as tire abrasion, shedding of textile fibers, pellets production and paint. It is expected that in 2024 this country will be responsible for releasing into the environment an average of

186 tons of microplastics in waterways.



In addition, plastic production and processing involve the use of additives, which can have harmful impacts on ecosystems and human health if they leak into the environment due to waste mismanagement. It is anticipated that in 2024, plastic waste mismanagement in this country will result in the release into waterways of

5 tons of chemical additives pollution.

*The Mismanaged Waste Index is the share of plastic waste generated by a country that is mismanaged

Moldova

Overshoot Day, or the date when the amount of plastic waste outweighs this country's ability to manage it, with environmental pollution occurring as a result, is:

26 March 2025

Plastic Overshoot Day is determined by a country's Mismanaged Waste Index*, which in this case is...

76.44%

In 2024, the world will experience **117 days** of plastic overshoot. This country will contribute to this overshoot by

2 hours 2 minutes

The Mismanaged Waste Index, or MWI, is

Very high

The expected mismanaged waste in 2024 will be

49 642 tons of plastic

The country's annual per capita plastic waste production is

21 kg per capita per year

which is considered

Medium

The total plastic waste produced in this country is

64 939 tons of plastic

The amount of plastic waste EXPORTED by the country is

587 tons of plastic

which represents

0.9% of its total waste

This relative export is considered

Low

The amount of plastic waste IMPORTED by the country is

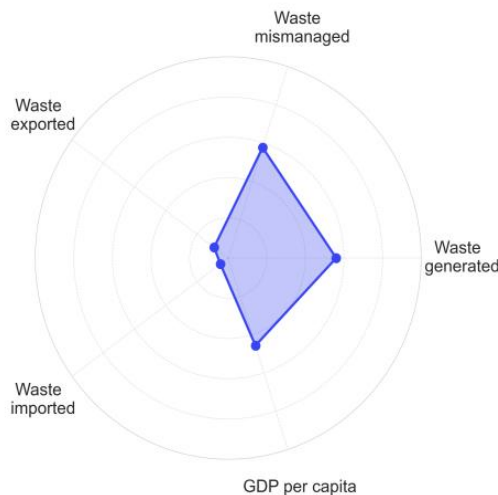
1 tons of plastic

which represents

0.0% of its total waste

This relative import is considered

Low



As per the Plastic Overshoot Day archetypes, this country is classified as one of:

The Low-Waste-Producing Polluters

Despite their low waste production levels, the Low-Waste-Producing Polluters contribute to plastic pollution levels due to their poor waste management practices. Depending on the size of the population, some countries can be large contributors to the global pollution.

Recommendations for driving necessary changes to mitigate plastic pollution and postpone the Overshoot Day in this country:

Develop local waste management infrastructure.

Invest in waste management policies like EPR.



Plastic pollution is caused not only by the improper disposal of plastic products but also by the release of primary microplastics from sources such as tire abrasion, shedding of textile fibers, pellets production and paint. It is expected that in 2024 this country will be responsible for releasing into the environment an average of

703 tons of microplastics in waterways.



In addition, plastic production and processing involve the use of additives, which can have harmful impacts on ecosystems and human health if they leak into the environment due to waste mismanagement. It is anticipated that in 2024, plastic waste mismanagement in this country will result in the release into waterways of

210 tons of chemical additives pollution.

*The Mismanaged Waste Index is the share of plastic waste generated by a country that is mismanaged

Monaco

Overshoot Day, or the date when the amount of plastic waste outweighs this country's ability to manage it, with environmental pollution occurring as a result, is:

25 November 2025

Plastic Overshoot Day is determined by a country's Mismanaged Waste Index*, which in this case is...

9.60%

In 2024, the world will experience **117 days** of plastic overshoot. This country will contribute to this overshoot by

0 minutes

The Mismanaged Waste Index, or MWI, is

Low

The expected mismanaged waste in 2024 will be

47 tons of plastic

The country's annual per capita plastic waste production is

13 kg per capita per year

which is considered

Low

The total plastic waste produced in this country is

493 tons of plastic

The amount of plastic waste EXPORTED by the country is

0 tons of plastic

which represents

0.0% of its total waste

This relative export is considered

Low

The amount of plastic waste IMPORTED by the country is

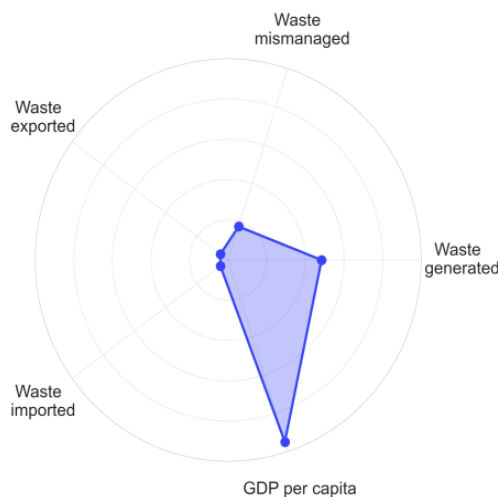
0 tons of plastic

which represents

0.0% of its total waste

This relative import is considered

Low



As per the Plastic Overshoot Day archetypes, this country is classified as one of:

The Self-Sustainers

The Self-Sustainers are moderate plastic waste generators per capita that can to some extent manage their waste internally, although improvements are needed for some of them.

Recommendations for driving necessary changes to mitigate plastic pollution and postpone the Overshoot Day in this country:

Reduce plastic production and use.

Develop local waste management infrastructure.

Become circular.



Plastic pollution is caused not only by the improper disposal of plastic products but also by the release of primary microplastics from sources such as tire abrasion, shedding of textile fibers, pellets production and paint. It is expected that in 2024 this country will be responsible for releasing into the environment an average of

1 047 tons of microplastics in waterways.



In addition, plastic production and processing involve the use of additives, which can have harmful impacts on ecosystems and human health if they leak into the environment due to waste mismanagement. It is anticipated that in 2024, plastic waste mismanagement in this country will result in the release into waterways of

0 tons of chemical additives pollution.

*The Mismanaged Waste Index is the share of plastic waste generated by a country that is mismanaged

Mongolia

Overshoot Day, or the date when the amount of plastic waste outweighs this country's ability to manage it, with environmental pollution occurring as a result, is:

07 April 2025

Plastic Overshoot Day is determined by a country's Mismanaged Waste Index*, which in this case is...

73.23%

In 2024, the world will experience **117 days** of plastic overshoot. This country will contribute to this overshoot by

2 hours 43 minutes

The Mismanaged Waste Index, or MWI, is

Very high

The expected mismanaged waste in 2024 will be

42 201 tons of plastic

The country's annual per capita plastic waste production is

17 kg per capita per year

which is considered

Medium

The total plastic waste produced in this country is

57 629 tons of plastic

The amount of plastic waste EXPORTED by the country is

0 tons of plastic

which represents

0.0% of its total waste

This relative export is considered

Low

The amount of plastic waste IMPORTED by the country is

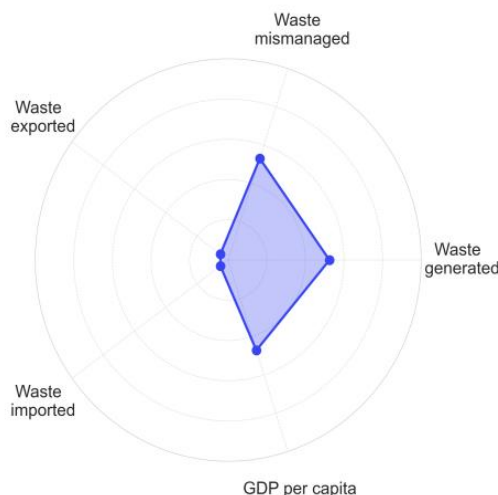
0 tons of plastic

which represents

0.0% of its total waste

This relative import is considered

Low



As per the Plastic Overshoot Day archetypes, this country is classified as one of:

The Low-Waste-Producing Polluters

Despite their low waste production levels, the Low-Waste-Producing Polluters contribute to plastic pollution levels due to their poor waste management practices. Depending on the size of the population, some countries can be large contributors to the global pollution.

Recommendations for driving necessary changes to mitigate plastic pollution and postpone the Overshoot Day in this country:

Develop local waste management infrastructure.

Invest in waste management policies like EPR.



Plastic pollution is caused not only by the improper disposal of plastic products but also by the release of primary microplastics from sources such as tire abrasion, shedding of textile fibers, pellets production and paint. It is expected that in 2024 this country will be responsible for releasing into the environment an average of

965 tons of microplastics in waterways.



In addition, plastic production and processing involve the use of additives, which can have harmful impacts on ecosystems and human health if they leak into the environment due to waste mismanagement. It is anticipated that in 2024, plastic waste mismanagement in this country will result in the release into waterways of

179 tons of chemical additives pollution.

*The Mismanaged Waste Index is the share of plastic waste generated by a country that is mismanaged

Montenegro

Overshoot Day, or the date when the amount of plastic waste outweighs this country's ability to manage it, with environmental pollution occurring as a result, is:

09 March 2025

Plastic Overshoot Day is determined by a country's Mismanaged Waste Index*, which in this case is...

81.15%

In 2024, the world will experience **117 days** of plastic overshoot. This country will contribute to this overshoot by

1 hours 20 minutes

The Mismanaged Waste Index, or MWI, is

Very high

The expected mismanaged waste in 2024 will be

32 672 tons of plastic

The country's annual per capita plastic waste production is

64 kg per capita per year

which is considered

High

The total plastic waste produced in this country is

40 262 tons of plastic

The amount of plastic waste EXPORTED by the country is

964 tons of plastic

which represents

2.3% of its total waste

This relative export is considered

Medium

The amount of plastic waste IMPORTED by the country is

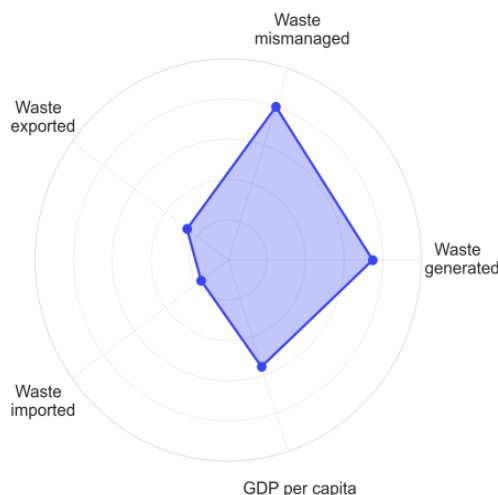
448 tons of plastic

which represents

1.1% of its total waste

This relative import is considered

Medium



As per the Plastic Overshoot Day archetypes, this country is classified as one of:

The Moderate Polluters

On average, the Moderate Polluters tend to have a medium plastic waste generation level. Half of them export some of their waste. These countries do not effectively manage their waste and negative environmental impacts result both domestically and in the countries receiving the waste.

Recommendations for driving necessary changes to mitigate plastic pollution and postpone the Overshoot Day in this country:

Develop local waste management infrastructure.

Reduce plastic production and use.

Invest in waste management policies like EPR.



Plastic pollution is caused not only by the improper disposal of plastic products but also by the release of primary microplastics from sources such as tire abrasion, shedding of textile fibers, pellets production and paint. It is expected that in 2024 this country will be responsible for releasing into the environment an average of

587 tons of microplastics in waterways.



In addition, plastic production and processing involve the use of additives, which can have harmful impacts on ecosystems and human health if they leak into the environment due to waste mismanagement. It is anticipated that in 2024, plastic waste mismanagement in this country will result in the release into waterways of

138 tons of chemical additives pollution.

*The Mismanaged Waste Index is the share of plastic waste generated by a country that is mismanaged

Morocco

Overshoot Day, or the date when the amount of plastic waste outweighs this country's ability to manage it, with environmental pollution occurring as a result, is:

21 May 2025

Plastic Overshoot Day is determined by a country's Mismanaged Waste Index*, which in this case is...

61.27%

In 2024, the world will experience **117 days** of plastic overshoot. This country will contribute to this overshoot by

19 hours 46 minutes

The Mismanaged Waste Index, or MWI, is

Very high

The expected mismanaged waste in 2024 will be

459 087 tons of plastic

The country's annual per capita plastic waste production is

20 kg per capita per year

which is considered

Medium

The total plastic waste produced in this country is

749 318 tons of plastic

The amount of plastic waste EXPORTED by the country is

4 542 tons of plastic

which represents

0.6% of its total waste

This relative export is considered

Low

The amount of plastic waste IMPORTED by the country is

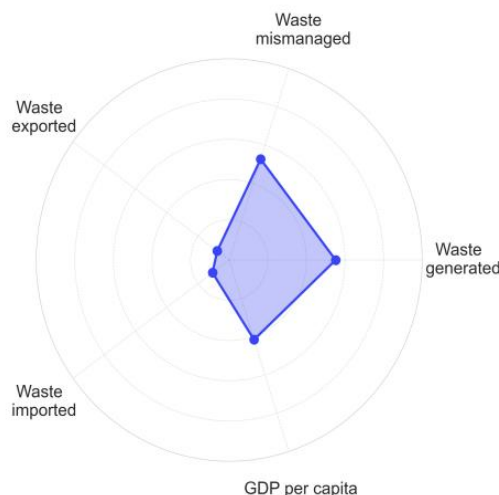
10 450 tons of plastic

which represents

1.4% of its total waste

This relative import is considered

Medium



As per the Plastic Overshoot Day archetypes, this country is classified as one of:

The Moderate Polluters

On average, the Moderate Polluters tend to have a medium plastic waste generation level. Half of them export some of their waste. These countries do not effectively manage their waste and negative environmental impacts result both domestically and in the countries receiving the waste.

Recommendations for driving necessary changes to mitigate plastic pollution and postpone the Overshoot Day in this country:

Develop local waste management infrastructure.

Reduce plastic production and use.

Invest in waste management policies like EPR.



Plastic pollution is caused not only by the improper disposal of plastic products but also by the release of primary microplastics from sources such as tire abrasion, shedding of textile fibers, pellets production and paint. It is expected that in 2024 this country will be responsible for releasing into the environment an average of

4 296 tons of microplastics in waterways.



In addition, plastic production and processing involve the use of additives, which can have harmful impacts on ecosystems and human health if they leak into the environment due to waste mismanagement. It is anticipated that in 2024, plastic waste mismanagement in this country will result in the release into waterways of

1 945 tons of chemical additives pollution.

*The Mismanaged Waste Index is the share of plastic waste generated by a country that is mismanaged

Mozambique

Overshoot Day, or the date when the amount of plastic waste outweighs this country's ability to manage it, with environmental pollution occurring as a result, is:

17 January 2025

Plastic Overshoot Day is determined by a country's Mismanaged Waste Index*, which in this case is...

95.21%

In 2024, the world will experience **117 days** of plastic overshoot. This country will contribute to this overshoot by

6 hours 13 minutes

The Mismanaged Waste Index, or MWI, is

Very high

The expected mismanaged waste in 2024 will be

152 121 tons of plastic

The country's annual per capita plastic waste production is

5 kg per capita per year

which is considered

Low

The total plastic waste produced in this country is

159 777 tons of plastic

The amount of plastic waste EXPORTED by the country is

2 460 tons of plastic

which represents

1.5% of its total waste

This relative export is considered

Medium

The amount of plastic waste IMPORTED by the country is

2 349 tons of plastic

which represents

1.4% of its total waste

This relative import is considered

Medium



As per the Plastic Overshoot Day archetypes, this country is classified as one of:

The Low-Waste-Producing Polluters

Despite their low waste production levels, the Low-Waste-Producing Polluters contribute to plastic pollution levels due to their poor waste management practices. Depending on the size of the population, some countries can be large contributors to the global pollution.

Recommendations for driving necessary changes to mitigate plastic pollution and postpone the Overshoot Day in this country:

Develop local waste management infrastructure.

Invest in waste management policies like EPR.



Plastic pollution is caused not only by the improper disposal of plastic products but also by the release of primary microplastics from sources such as tire abrasion, shedding of textile fibers, pellets production and paint. It is expected that in 2024 this country will be responsible for releasing into the environment an average of

3 230 tons of microplastics in waterways.



In addition, plastic production and processing involve the use of additives, which can have harmful impacts on ecosystems and human health if they leak into the environment due to waste mismanagement. It is anticipated that in 2024, plastic waste mismanagement in this country will result in the release into waterways of

645 tons of chemical additives pollution.

* The Mismanaged Waste Index is the share of plastic waste generated by a country that is mismanaged

Myanmar

Overshoot Day, or the date when the amount of plastic waste outweighs this country's ability to manage it, with environmental pollution occurring as a result, is:

02 March 2025

Plastic Overshoot Day is determined by a country's Mismanaged Waste Index*, which in this case is...

83.04%

In 2024, the world will experience **117 days** of plastic overshoot. This country will contribute to this overshoot by

12 hours 50 minutes

The Mismanaged Waste Index, or MWI, is

Very high

The expected mismanaged waste in 2024 will be

289 443 tons of plastic

The country's annual per capita plastic waste production is

6 kg per capita per year

which is considered

Low

The total plastic waste produced in this country is

348 575 tons of plastic

The amount of plastic waste EXPORTED by the country is

7 539 tons of plastic

which represents

2.1% of its total waste

This relative export is considered

Medium

The amount of plastic waste IMPORTED by the country is

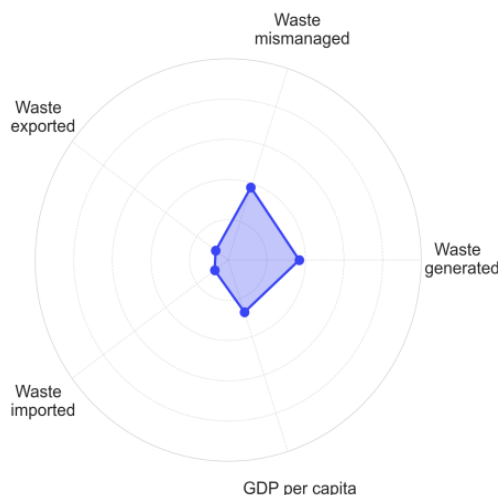
9 353 tons of plastic

which represents

2.6% of its total waste

This relative import is considered

Medium



As per the Plastic Overshoot Day archetypes, this country is classified as one of:

The Low-Waste-Producing Polluters

Despite their low waste production levels, the Low-Waste-Producing Polluters contribute to plastic pollution levels due to their poor waste management practices. Depending on the size of the population, some countries can be large contributors to the global pollution.

Recommendations for driving necessary changes to mitigate plastic pollution and postpone the Overshoot Day in this country:

Develop local waste management infrastructure.

Invest in waste management policies like EPR.



Plastic pollution is caused not only by the improper disposal of plastic products but also by the release of primary microplastics from sources such as tire abrasion, shedding of textile fibers, pellets production and paint. It is expected that in 2024 this country will be responsible for releasing into the environment an average of

12 946 tons of microplastics in waterways.



In addition, plastic production and processing involve the use of additives, which can have harmful impacts on ecosystems and human health if they leak into the environment due to waste mismanagement. It is anticipated that in 2024, plastic waste mismanagement in this country will result in the release into waterways of

1 226 tons of chemical additives pollution.

*The Mismanaged Waste Index is the share of plastic waste generated by a country that is mismanaged

Namibia

Overshoot Day, or the date when the amount of plastic waste outweighs this country's ability to manage it, with environmental pollution occurring as a result, is:

21 January 2025

Plastic Overshoot Day is determined by a country's Mismanaged Waste Index*, which in this case is...

94.07%

In 2024, the world will experience **117 days** of plastic overshoot. This country will contribute to this overshoot by

2 hours 4 minutes

The Mismanaged Waste Index, or MWI, is

Very high

The expected mismanaged waste in 2024 will be

50 650 tons of plastic

The country's annual per capita plastic waste production is

21 kg per capita per year

which is considered

Medium

The total plastic waste produced in this country is

53 841 tons of plastic

The amount of plastic waste EXPORTED by the country is

2 761 tons of plastic

which represents

5.0% of its total waste

This relative export is considered

High

The amount of plastic waste IMPORTED by the country is

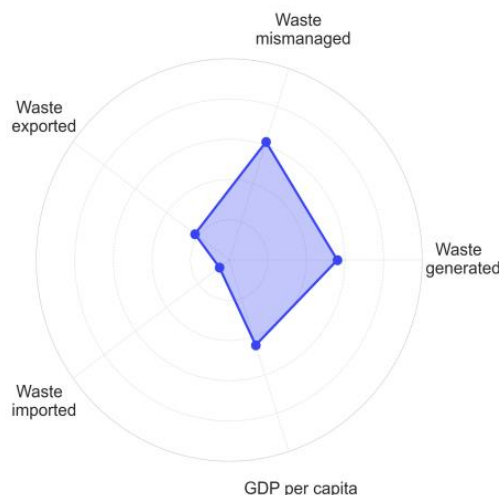
145 tons of plastic

which represents

0.3% of its total waste

This relative import is considered

Low



As per the Plastic Overshoot Day archetypes, this country is classified as one of:

The Low-Waste-Producing Polluters

Despite their low waste production levels, the Low-Waste-Producing Polluters contribute to plastic pollution levels due to their poor waste management practices. Depending on the size of the population, some countries can be large contributors to the global pollution.

Recommendations for driving necessary changes to mitigate plastic pollution and postpone the Overshoot Day in this country:

Develop local waste management infrastructure.

Invest in waste management policies like EPR.



Plastic pollution is caused not only by the improper disposal of plastic products but also by the release of primary microplastics from sources such as tire abrasion, shedding of textile fibers, pellets production and paint. It is expected that in 2024 this country will be responsible for releasing into the environment an average of

771 tons of microplastics in waterways.



In addition, plastic production and processing involve the use of additives, which can have harmful impacts on ecosystems and human health if they leak into the environment due to waste mismanagement. It is anticipated that in 2024, plastic waste mismanagement in this country will result in the release into waterways of

215 tons of chemical additives pollution.

*The Mismanaged Waste Index is the share of plastic waste generated by a country that is mismanaged

Nauru

Overshoot Day, or the date when the amount of plastic waste outweighs this country's ability to manage it, with environmental pollution occurring as a result, is:

05 July 2025

Plastic Overshoot Day is determined by a country's Mismanaged Waste Index*, which in this case is...

49.02%

In 2024, the world will experience **117 days** of plastic overshoot. This country will contribute to this overshoot by

1 minutes

The Mismanaged Waste Index, or MWI, is

High

The expected mismanaged waste in 2024 will be

407 tons of plastic

The country's annual per capita plastic waste production is

66 kg per capita per year

which is considered

High

The total plastic waste produced in this country is

831 tons of plastic

The amount of plastic waste EXPORTED by the country is

0 tons of plastic

which represents

0.0% of its total waste

This relative export is considered

Low

The amount of plastic waste IMPORTED by the country is

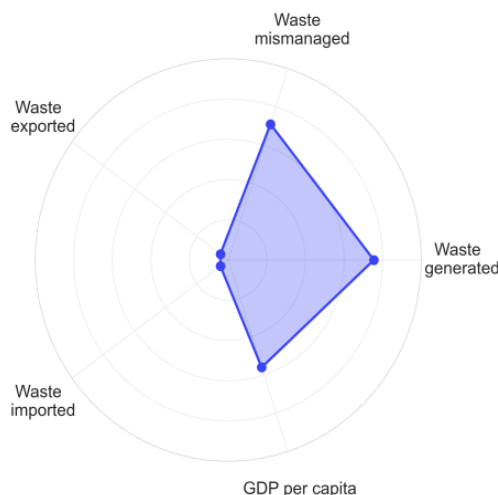
0 tons of plastic

which represents

0.0% of its total waste

This relative import is considered

Low



As per the Plastic Overshoot Day archetypes, this country is classified as one of:

The Moderate Polluters

On average, the Moderate Polluters tend to have a medium plastic waste generation level. Half of them export some of their waste. These countries do not effectively manage their waste and negative environmental impacts result both domestically and in the countries receiving the waste.

Recommendations for driving necessary changes to mitigate plastic pollution and postpone the Overshoot Day in this country:

Develop local waste management infrastructure.

Reduce plastic production and use.

Invest in waste management policies like EPR.



Plastic pollution is caused not only by the improper disposal of plastic products but also by the release of primary microplastics from sources such as tire abrasion, shedding of textile fibers, pellets production and paint. It is expected that in 2024 this country will be responsible for releasing into the environment an average of

447 tons of microplastics in waterways.



In addition, plastic production and processing involve the use of additives, which can have harmful impacts on ecosystems and human health if they leak into the environment due to waste mismanagement. It is anticipated that in 2024, plastic waste mismanagement in this country will result in the release into waterways of

2 tons of chemical additives pollution.

*The Mismanaged Waste Index is the share of plastic waste generated by a country that is mismanaged

Nepal

Overshoot Day, or the date when the amount of plastic waste outweighs this country's ability to manage it, with environmental pollution occurring as a result, is:

23 February 2025

Plastic Overshoot Day is determined by a country's Mismanaged Waste Index*, which in this case is...

84.94%

In 2024, the world will experience **117 days** of plastic overshoot. This country will contribute to this overshoot by

8 hours 24 minutes

The Mismanaged Waste Index, or MWI, is

Very high

The expected mismanaged waste in 2024 will be

205 639 tons of plastic

The country's annual per capita plastic waste production is

8 kg per capita per year

which is considered

Low

The total plastic waste produced in this country is

242 113 tons of plastic

The amount of plastic waste EXPORTED by the country is

23 tons of plastic

which represents

0.0% of its total waste

This relative export is considered

Low

The amount of plastic waste IMPORTED by the country is

33 tons of plastic

which represents

0.0% of its total waste

This relative import is considered

Low



As per the Plastic Overshoot Day archetypes, this country is classified as one of:

The Low-Waste-Producing Polluters

Despite their low waste production levels, the Low-Waste-Producing Polluters contribute to plastic pollution levels due to their poor waste management practices. Depending on the size of the population, some countries can be large contributors to the global pollution.

Recommendations for driving necessary changes to mitigate plastic pollution and postpone the Overshoot Day in this country:

Develop local waste management infrastructure.

Invest in waste management policies like EPR.



Plastic pollution is caused not only by the improper disposal of plastic products but also by the release of primary microplastics from sources such as tire abrasion, shedding of textile fibers, pellets production and paint. It is expected that in 2024 this country will be responsible for releasing into the environment an average of

6 895 tons of microplastics in waterways.



In addition, plastic production and processing involve the use of additives, which can have harmful impacts on ecosystems and human health if they leak into the environment due to waste mismanagement. It is anticipated that in 2024, plastic waste mismanagement in this country will result in the release into waterways of

871 tons of chemical additives pollution.

*The Mismanaged Waste Index is the share of plastic waste generated by a country that is mismanaged

Netherlands

Overshoot Day, or the date when the amount of plastic waste outweighs this country's ability to manage it, with environmental pollution occurring as a result, is:

11 November 2025

Plastic Overshoot Day is determined by a country's Mismanaged Waste Index*, which in this case is...

13.68%

In 2024, the world will experience **117 days** of plastic overshoot. This country will contribute to this overshoot by

9 hours 55 minutes

The Mismanaged Waste Index, or MWI, is

Medium

The expected mismanaged waste in 2024 will be

217 997 tons of plastic

The country's annual per capita plastic waste production is

91 kg per capita per year

which is considered

High

The total plastic waste produced in this country is

1 593 923 tons of plastic

The amount of plastic waste EXPORTED by the country is

546 388 tons of plastic

which represents

33.5% of its total waste

This relative export is considered

Very high

The amount of plastic waste IMPORTED by the country is

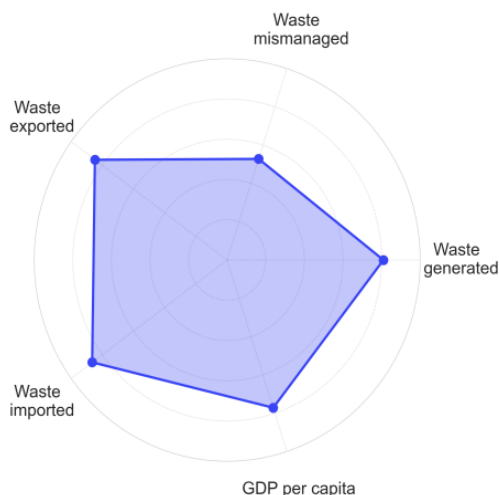
588 721 tons of plastic

which represents

36.1% of its total waste

This relative import is considered

Very high



As per the Plastic Overshoot Day archetypes, this country is classified as one of:

The Transactors

The Transactors are countries with high rates of plastic waste production. Their waste tends to be well-managed, although most do not yet have extensive circular systems around plastics. The Transactors are wealthy countries from Europe. They export a lot of their waste but also import a lot of waste from neighboring countries. Through this exchange of waste with their trade partners they have been able to optimize their waste management practices, resulting in a low volume of waste ending up mismanaged and low risk of plastic leakage into the environment.

Recommendations for driving necessary changes to mitigate plastic pollution and postpone the Overshoot Day in this country:

Reduce plastic production and use.

Become circular.



Plastic pollution is caused not only by the improper disposal of plastic products but also by the release of primary microplastics from sources such as tire abrasion, shedding of textile fibers, pellets production and paint. It is expected that in 2024 this country will be responsible for releasing into the environment an average of

11 982 tons of microplastics in waterways.



In addition, plastic production and processing involve the use of additives, which can have harmful impacts on ecosystems and human health if they leak into the environment due to waste mismanagement. It is anticipated that in 2024, plastic waste mismanagement in this country will result in the release into waterways of

924 tons of chemical additives pollution.

*The Mismanaged Waste Index is the share of plastic waste generated by a country that is mismanaged

New Caledonia

Overshoot Day, or the date when the amount of plastic waste outweighs this country's ability to manage it, with environmental pollution occurring as a result, is:

27 August 2025

Plastic Overshoot Day is determined by a country's Mismanaged Waste Index*, which in this case is...

34.29%

In 2024, the world will experience **117 days** of plastic overshoot. This country will contribute to this overshoot by

8 minutes

The Mismanaged Waste Index, or MWI, is

High

The expected mismanaged waste in 2024 will be

3 460 tons of plastic

The country's annual per capita plastic waste production is

35 kg per capita per year

which is considered

Medium

The total plastic waste produced in this country is

10 090 tons of plastic

The amount of plastic waste EXPORTED by the country is

0 tons of plastic

which represents

0.0% of its total waste

This relative export is considered

Low

The amount of plastic waste IMPORTED by the country is

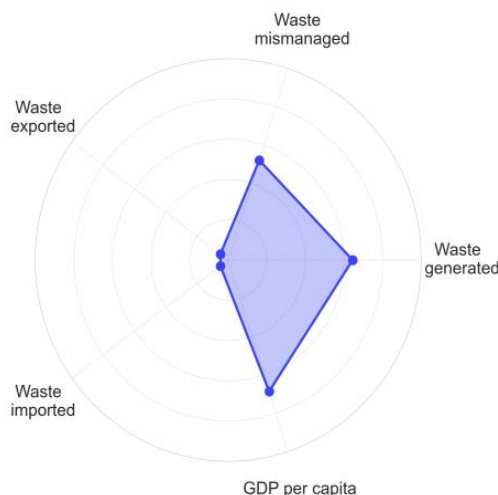
0 tons of plastic

which represents

0.0% of its total waste

This relative import is considered

Low



As per the Plastic Overshoot Day archetypes, this country is classified as one of:

The Self-Sustainers

The Self-Sustainers are moderate plastic waste generators per capita that can to some extent manage their waste internally, although improvements are needed for some of them.

Recommendations for driving necessary changes to mitigate plastic pollution and postpone the Overshoot Day in this country:

Reduce plastic production and use.

Develop local waste management infrastructure.

Become circular.



Plastic pollution is caused not only by the improper disposal of plastic products but also by the release of primary microplastics from sources such as tire abrasion, shedding of textile fibers, pellets production and paint. It is expected that in 2024 this country will be responsible for releasing into the environment an average of

1 314 tons of microplastics in waterways.



In addition, plastic production and processing involve the use of additives, which can have harmful impacts on ecosystems and human health if they leak into the environment due to waste mismanagement. It is anticipated that in 2024, plastic waste mismanagement in this country will result in the release into waterways of

15 tons of chemical additives pollution.

*The Mismanaged Waste Index is the share of plastic waste generated by a country that is mismanaged

New Zealand

Overshoot Day, or the date when the amount of plastic waste outweighs this country's ability to manage it, with environmental pollution occurring as a result, is:

19 December 2025

Plastic Overshoot Day is determined by a country's Mismanaged Waste Index*, which in this case is...

3.28%

In 2024, the world will experience **117 days** of plastic overshoot. This country will contribute to this overshoot by

21 minutes

The Mismanaged Waste Index, or MWI, is

Low

The expected mismanaged waste in 2024 will be

8 415 tons of plastic

The country's annual per capita plastic waste production is

50 kg per capita per year

which is considered

Medium

The total plastic waste produced in this country is

256 376 tons of plastic

The amount of plastic waste EXPORTED by the country is

28 910 tons of plastic

which represents

11.0% of its total waste

This relative export is considered

Very high

The amount of plastic waste IMPORTED by the country is

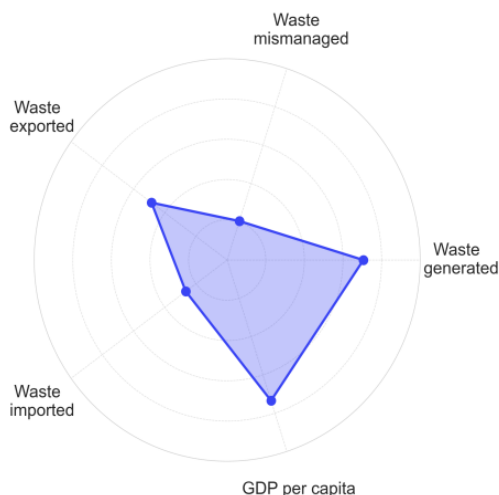
7 957 tons of plastic

which represents

3.0% of its total waste

This relative import is considered

High



As per the Plastic Overshoot Day archetypes, this country is classified as one of:

The Overloaders

The Overloaders are high plastic waste generators, who export a significant amount of their waste. Their waste is well managed. Unlike the similarly high-consuming Transactors, the Overloaders import less waste than they export. This imbalance therefore overloads the waste management systems of other countries, likely creating mismanagement issues in countries where Overloaders send their plastic waste.

Recommendations for driving necessary changes to mitigate plastic pollution and postpone the Overshoot Day in this country:

Reduce plastic consumption.

Become circular.



Plastic pollution is caused not only by the improper disposal of plastic products but also by the release of primary microplastics from sources such as tire abrasion, shedding of textile fibers, pellets production and paint. It is expected that in 2024 this country will be responsible for releasing into the environment an average of

6 535 tons of microplastics in waterways.



In addition, plastic production and processing involve the use of additives, which can have harmful impacts on ecosystems and human health if they leak into the environment due to waste mismanagement. It is anticipated that in 2024, plastic waste mismanagement in this country will result in the release into waterways of

36 tons of chemical additives pollution.

*The Mismanaged Waste Index is the share of plastic waste generated by a country that is mismanaged

Nicaragua

Overshoot Day, or the date when the amount of plastic waste outweighs this country's ability to manage it, with environmental pollution occurring as a result, is:

02 April 2025

Plastic Overshoot Day is determined by a country's Mismanaged Waste Index*, which in this case is...

74.77%

In 2024, the world will experience **117 days** of plastic overshoot. This country will contribute to this overshoot by

5 hours 56 minutes

The Mismanaged Waste Index, or MWI, is

Very high

The expected mismanaged waste in 2024 will be

120 792 tons of plastic

The country's annual per capita plastic waste production is

24 kg per capita per year

which is considered

Medium

The total plastic waste produced in this country is

161 554 tons of plastic

The amount of plastic waste EXPORTED by the country is

12 158 tons of plastic

which represents

7.4% of its total waste

This relative export is considered

High

The amount of plastic waste IMPORTED by the country is

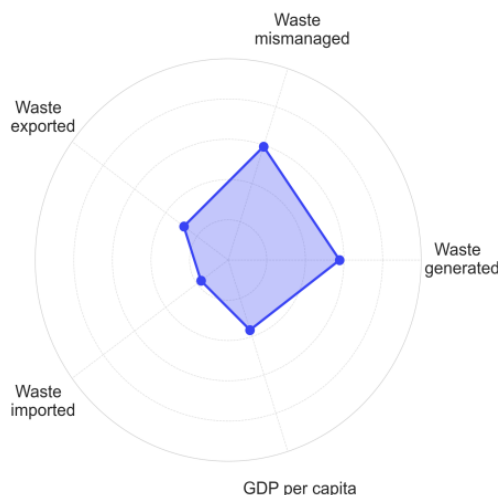
4 933 tons of plastic

which represents

3.0% of its total waste

This relative import is considered

Medium



As per the Plastic Overshoot Day archetypes, this country is classified as one of:

The Moderate Polluters

On average, the Moderate Polluters tend to have a medium plastic waste generation level. Half of them export some of their waste. These countries do not effectively manage their waste and negative environmental impacts result both domestically and in the countries receiving the waste.

Recommendations for driving necessary changes to mitigate plastic pollution and postpone the Overshoot Day in this country:

Develop local waste management infrastructure.

Reduce plastic production and use.

Invest in waste management policies like EPR.



Plastic pollution is caused not only by the improper disposal of plastic products but also by the release of primary microplastics from sources such as tire abrasion, shedding of textile fibers, pellets production and paint. It is expected that in 2024 this country will be responsible for releasing into the environment an average of

1 149 tons of microplastics in waterways.



In addition, plastic production and processing involve the use of additives, which can have harmful impacts on ecosystems and human health if they leak into the environment due to waste mismanagement. It is anticipated that in 2024, plastic waste mismanagement in this country will result in the release into waterways of

512 tons of chemical additives pollution.

*The Mismanaged Waste Index is the share of plastic waste generated by a country that is mismanaged

Niger

Overshoot Day, or the date when the amount of plastic waste outweighs this country's ability to manage it, with environmental pollution occurring as a result, is:

25 January 2025

Plastic Overshoot Day is determined by a country's Mismanaged Waste Index*, which in this case is...

92.98%

In 2024, the world will experience **117 days** of plastic overshoot. This country will contribute to this overshoot by

1 hours 1 minutes

The Mismanaged Waste Index, or MWI, is

Very high

The expected mismanaged waste in 2024 will be

24 997 tons of plastic

The country's annual per capita plastic waste production is

1 kg per capita per year

which is considered

Low

The total plastic waste produced in this country is

26 883 tons of plastic

The amount of plastic waste EXPORTED by the country is

47 tons of plastic

which represents

0.2% of its total waste

This relative export is considered

Low

The amount of plastic waste IMPORTED by the country is

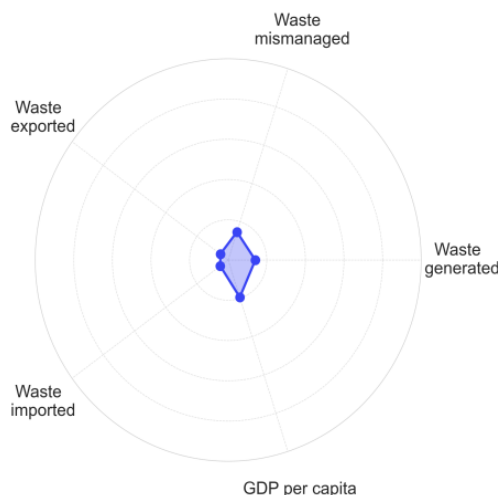
77 tons of plastic

which represents

0.3% of its total waste

This relative import is considered

Low



As per the Plastic Overshoot Day archetypes, this country is classified as one of:

The Low-Waste-Producing Polluters

Despite their low waste production levels, the Low-Waste-Producing Polluters contribute to plastic pollution levels due to their poor waste management practices. Depending on the size of the population, some countries can be large contributors to the global pollution.

Recommendations for driving necessary changes to mitigate plastic pollution and postpone the Overshoot Day in this country:

Develop local waste management infrastructure.

Invest in waste management policies like EPR.



Plastic pollution is caused not only by the improper disposal of plastic products but also by the release of primary microplastics from sources such as tire abrasion, shedding of textile fibers, pellets production and paint. It is expected that in 2024 this country will be responsible for releasing into the environment an average of

2 535 tons of microplastics in waterways.



In addition, plastic production and processing involve the use of additives, which can have harmful impacts on ecosystems and human health if they leak into the environment due to waste mismanagement. It is anticipated that in 2024, plastic waste mismanagement in this country will result in the release into waterways of

106 tons of chemical additives pollution.

*The Mismanaged Waste Index is the share of plastic waste generated by a country that is mismanaged

Nigeria

Overshoot Day, or the date when the amount of plastic waste outweighs this country's ability to manage it, with environmental pollution occurring as a result, is:

08 February 2025

Plastic Overshoot Day is determined by a country's Mismanaged Waste Index*, which in this case is...

89.09%

In 2024, the world will experience **117 days** of plastic overshoot. This country will contribute to this overshoot by

2 days 6 hours 6 minutes

The Mismanaged Waste Index, or MWI, is

Very high

The expected mismanaged waste in 2024 will be

1 323 688 tons of plastic

The country's annual per capita plastic waste production is

7 kg per capita per year

which is considered

Low

The total plastic waste produced in this country is

1 485 715 tons of plastic

The amount of plastic waste EXPORTED by the country is

17 966 tons of plastic

which represents

1.2% of its total waste

This relative export is considered

Medium

The amount of plastic waste IMPORTED by the country is

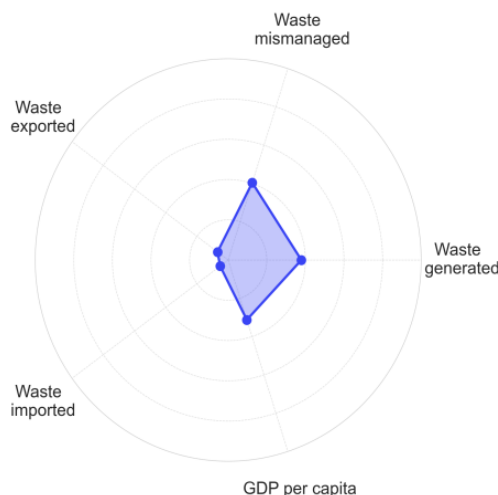
1 269 tons of plastic

which represents

0.1% of its total waste

This relative import is considered

Low



As per the Plastic Overshoot Day archetypes, this country is classified as one of:

The Low-Waste-Producing Polluters

Despite their low waste production levels, the Low-Waste-Producing Polluters contribute to plastic pollution levels due to their poor waste management practices. Depending on the size of the population, some countries can be large contributors to the global pollution.

Recommendations for driving necessary changes to mitigate plastic pollution and postpone the Overshoot Day in this country:

Develop local waste management infrastructure.

Invest in waste management policies like EPR.



Plastic pollution is caused not only by the improper disposal of plastic products but also by the release of primary microplastics from sources such as tire abrasion, shedding of textile fibers, pellets production and paint. It is expected that in 2024 this country will be responsible for releasing into the environment an average of

24 668 tons of microplastics in waterways.



In addition, plastic production and processing involve the use of additives, which can have harmful impacts on ecosystems and human health if they leak into the environment due to waste mismanagement. It is anticipated that in 2024, plastic waste mismanagement in this country will result in the release into waterways of

5 608 tons of chemical additives pollution.

*The Mismanaged Waste Index is the share of plastic waste generated by a country that is mismanaged

Northern Mariana Islands

Overshoot Day, or the date when the amount of plastic waste outweighs this country's ability to manage it, with environmental pollution occurring as a result, is:

05 May 2025

Plastic Overshoot Day is determined by a country's Mismanaged Waste Index*, which in this case is...

65.62%

In 2024, the world will experience **117 days** of plastic overshoot. This country will contribute to this overshoot by

9 minutes

The Mismanaged Waste Index, or MWI, is

Very high

The expected mismanaged waste in 2024 will be

3 799 tons of plastic

The country's annual per capita plastic waste production is

117 kg per capita per year

which is considered

Very high

The total plastic waste produced in this country is

5 790 tons of plastic

The amount of plastic waste EXPORTED by the country is

0 tons of plastic

which represents

0.0% of its total waste

This relative export is considered

Low

The amount of plastic waste IMPORTED by the country is

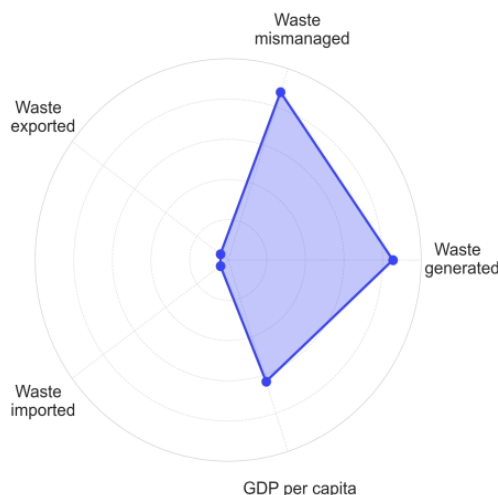
0 tons of plastic

which represents

0.0% of its total waste

This relative import is considered

Low



As per the Plastic Overshoot Day archetypes, this country is classified as one of:

The Toxic Waste Producers

The Toxic Waste Producers are high plastic waste generators, with waste that is mismanaged at high levels. Some of these countries export their waste to places that do not have proper waste management infrastructure. Plastic pollution in many countries is impacted by waste that was mismanaged after being received from Toxic Waste Producers.

Recommendations for driving necessary changes to mitigate plastic pollution and postpone the Overshoot Day in this country:

Reduce plastic production and use.

Develop local waste management infrastructure.

Become circular.



Plastic pollution is caused not only by the improper disposal of plastic products but also by the release of primary microplastics from sources such as tire abrasion, shedding of textile fibers, pellets production and paint. It is expected that in 2024 this country will be responsible for releasing into the environment an average of

1 078 tons of microplastics in waterways.



In addition, plastic production and processing involve the use of additives, which can have harmful impacts on ecosystems and human health if they leak into the environment due to waste mismanagement. It is anticipated that in 2024, plastic waste mismanagement in this country will result in the release into waterways of

16 tons of chemical additives pollution.

*The Mismanaged Waste Index is the share of plastic waste generated by a country that is mismanaged

Norway

Overshoot Day, or the date when the amount of plastic waste outweighs this country's ability to manage it, with environmental pollution occurring as a result, is:

14 December 2025

Plastic Overshoot Day is determined by a country's Mismanaged Waste Index*, which in this case is...

4.60%

In 2024, the world will experience **117 days** of plastic overshoot. This country will contribute to this overshoot by

1 hours 49 minutes

The Mismanaged Waste Index, or MWI, is

Low

The expected mismanaged waste in 2024 will be

20 006 tons of plastic

The country's annual per capita plastic waste production is

80 kg per capita per year

which is considered

High

The total plastic waste produced in this country is

434 683 tons of plastic

The amount of plastic waste EXPORTED by the country is

100 901 tons of plastic

which represents

22.7% of its total waste

This relative export is considered

Very high

The amount of plastic waste IMPORTED by the country is

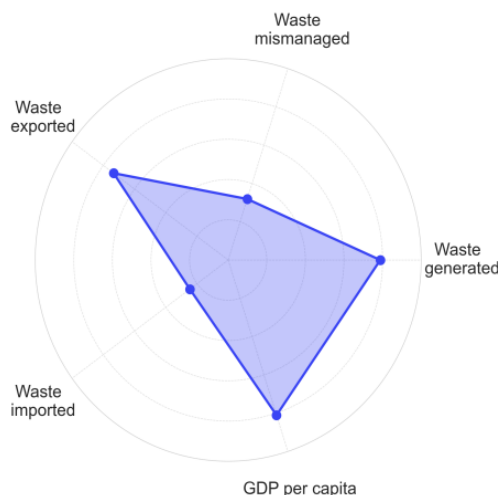
7 260 tons of plastic

which represents

1.6% of its total waste

This relative import is considered

Medium



As per the Plastic Overshoot Day archetypes, this country is classified as one of:

The Overloaders

The Overloaders are high plastic waste generators, who export a significant amount of their waste. Their waste is well managed. Unlike the similarly high-consuming Transactors, the Overloaders import less waste than they export. This imbalance therefore overloads the waste management systems of other countries, likely creating mismanagement issues in countries where Overloaders send their plastic waste.

Recommendations for driving necessary changes to mitigate plastic pollution and postpone the Overshoot Day in this country:

Reduce plastic consumption.

Become circular.



Plastic pollution is caused not only by the improper disposal of plastic products but also by the release of primary microplastics from sources such as tire abrasion, shedding of textile fibers, pellets production and paint. It is expected that in 2024 this country will be responsible for releasing into the environment an average of

5 056 tons of microplastics in waterways.



In addition, plastic production and processing involve the use of additives, which can have harmful impacts on ecosystems and human health if they leak into the environment due to waste mismanagement. It is anticipated that in 2024, plastic waste mismanagement in this country will result in the release into waterways of

85 tons of chemical additives pollution.

*The Mismanaged Waste Index is the share of plastic waste generated by a country that is mismanaged

Oman

Overshoot Day, or the date when the amount of plastic waste outweighs this country's ability to manage it, with environmental pollution occurring as a result, is:

12 February 2025

Plastic Overshoot Day is determined by a country's Mismanaged Waste Index*, which in this case is...

88.17%

In 2024, the world will experience **117 days** of plastic overshoot. This country will contribute to this overshoot by

21 hours 36 minutes

The Mismanaged Waste Index, or MWI, is

Very high

The expected mismanaged waste in 2024 will be

503 850 tons of plastic

The country's annual per capita plastic waste production is

126 kg per capita per year

which is considered

Very high

The total plastic waste produced in this country is

571 421 tons of plastic

The amount of plastic waste EXPORTED by the country is

3 751 tons of plastic

which represents

0.6% of its total waste

This relative export is considered

Low

The amount of plastic waste IMPORTED by the country is

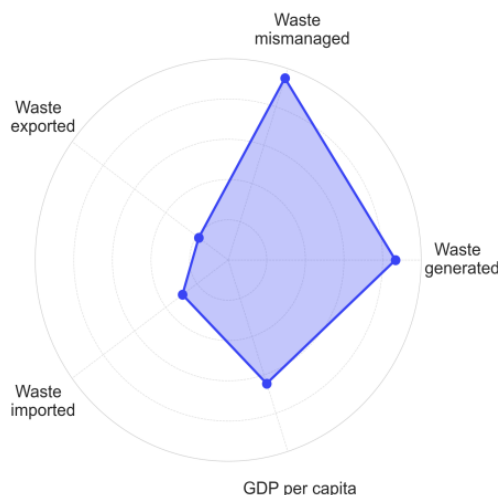
8 484 tons of plastic

which represents

1.5% of its total waste

This relative import is considered

Medium



As per the Plastic Overshoot Day archetypes, this country is classified as one of:

The Toxic Waste Producers

The Toxic Waste Producers are high plastic waste generators, with waste that is mismanaged at high levels. Some of these countries export their waste to places that do not have proper waste management infrastructure. Plastic pollution in many countries is impacted by waste that was mismanaged after being received from Toxic Waste Producers.

Recommendations for driving necessary changes to mitigate plastic pollution and postpone the Overshoot Day in this country:

Reduce plastic production and use.

Develop local waste management infrastructure.

Become circular.



Plastic pollution is caused not only by the improper disposal of plastic products but also by the release of primary microplastics from sources such as tire abrasion, shedding of textile fibers, pellets production and paint. It is expected that in 2024 this country will be responsible for releasing into the environment an average of

7 201 tons of microplastics in waterways.



In addition, plastic production and processing involve the use of additives, which can have harmful impacts on ecosystems and human health if they leak into the environment due to waste mismanagement. It is anticipated that in 2024, plastic waste mismanagement in this country will result in the release into waterways of

2 135 tons of chemical additives pollution.

*The Mismanaged Waste Index is the share of plastic waste generated by a country that is mismanaged

Pakistan

Overshoot Day, or the date when the amount of plastic waste outweighs this country's ability to manage it, with environmental pollution occurring as a result, is:

13 February 2025

Plastic Overshoot Day is determined by a country's Mismanaged Waste Index*, which in this case is...

87.81%

In 2024, the world will experience **117 days** of plastic overshoot. This country will contribute to this overshoot by

2 days 22 hours 18 minutes

The Mismanaged Waste Index, or MWI, is

Very high

The expected mismanaged waste in 2024 will be

1 719 937 tons of plastic

The country's annual per capita plastic waste production is

8 kg per capita per year

which is considered

Low

The total plastic waste produced in this country is

1 958 744 tons of plastic

The amount of plastic waste EXPORTED by the country is

5 197 tons of plastic

which represents

0.3% of its total waste

This relative export is considered

Low

The amount of plastic waste IMPORTED by the country is

63 087 tons of plastic

which represents

3.1% of its total waste

This relative import is considered

High



As per the Plastic Overshoot Day archetypes, this country is classified as one of:

The Low-Waste-Producing Polluters

Despite their low waste production levels, the Low-Waste-Producing Polluters contribute to plastic pollution levels due to their poor waste management practices. Depending on the size of the population, some countries can be large contributors to the global pollution.

Recommendations for driving necessary changes to mitigate plastic pollution and postpone the Overshoot Day in this country:

Develop local waste management infrastructure.

Invest in waste management policies like EPR.



Plastic pollution is caused not only by the improper disposal of plastic products but also by the release of primary microplastics from sources such as tire abrasion, shedding of textile fibers, pellets production and paint. It is expected that in 2024 this country will be responsible for releasing into the environment an average of

59 164 tons of microplastics in waterways.



In addition, plastic production and processing involve the use of additives, which can have harmful impacts on ecosystems and human health if they leak into the environment due to waste mismanagement. It is anticipated that in 2024, plastic waste mismanagement in this country will result in the release into waterways of

7 287 tons of chemical additives pollution.

*The Mismanaged Waste Index is the share of plastic waste generated by a country that is mismanaged

Palau

Overshoot Day, or the date when the amount of plastic waste outweighs this country's ability to manage it, with environmental pollution occurring as a result, is:

17 August 2025

Plastic Overshoot Day is determined by a country's Mismanaged Waste Index*, which in this case is...

37.22%

In 2024, the world will experience **117 days** of plastic overshoot. This country will contribute to this overshoot by

0 minutes

The Mismanaged Waste Index, or MWI, is

High

The expected mismanaged waste in 2024 will be

188 tons of plastic

The country's annual per capita plastic waste production is

28 kg per capita per year

which is considered

Medium

The total plastic waste produced in this country is

505 tons of plastic

The amount of plastic waste EXPORTED by the country is

109 tons of plastic

which represents

21.2% of its total waste

This relative export is considered

Very high

The amount of plastic waste IMPORTED by the country is

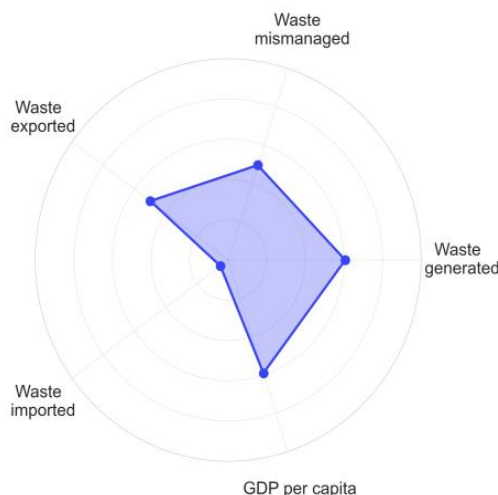
0 tons of plastic

which represents

0.0% of its total waste

This relative import is considered

Low



As per the Plastic Overshoot Day archetypes, this country is classified as one of:

The Self-Sustainers

The Self-Sustainers are moderate plastic waste generators per capita that can to some extent manage their waste internally, although improvements are needed for some of them.

Recommendations for driving necessary changes to mitigate plastic pollution and postpone the Overshoot Day in this country:

Reduce plastic production and use.

Develop local waste management infrastructure.

Become circular.



Plastic pollution is caused not only by the improper disposal of plastic products but also by the release of primary microplastics from sources such as tire abrasion, shedding of textile fibers, pellets production and paint. It is expected that in 2024 this country will be responsible for releasing into the environment an average of

1 044 tons of microplastics in waterways.



In addition, plastic production and processing involve the use of additives, which can have harmful impacts on ecosystems and human health if they leak into the environment due to waste mismanagement. It is anticipated that in 2024, plastic waste mismanagement in this country will result in the release into waterways of

1 tons of chemical additives pollution.

*The Mismanaged Waste Index is the share of plastic waste generated by a country that is mismanaged

Panama

Overshoot Day, or the date when the amount of plastic waste outweighs this country's ability to manage it, with environmental pollution occurring as a result, is:

19 June 2025

Plastic Overshoot Day is determined by a country's Mismanaged Waste Index*, which in this case is...

53.16%

In 2024, the world will experience **117 days** of plastic overshoot. This country will contribute to this overshoot by

4 hours 5 minutes

The Mismanaged Waste Index, or MWI, is

High

The expected mismanaged waste in 2024 will be

99 952 tons of plastic

The country's annual per capita plastic waste production is

43 kg per capita per year

which is considered

Medium

The total plastic waste produced in this country is

188 034 tons of plastic

The amount of plastic waste EXPORTED by the country is

8 120 tons of plastic

which represents

4.2% of its total waste

This relative export is considered

High

The amount of plastic waste IMPORTED by the country is

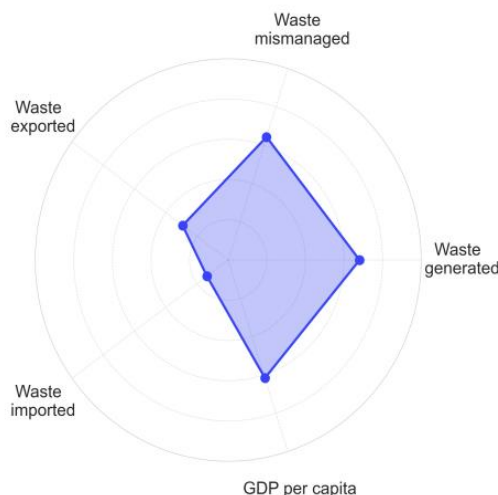
1 984 tons of plastic

which represents

1.0% of its total waste

This relative import is considered

Medium



As per the Plastic Overshoot Day archetypes, this country is classified as one of:

The Moderate Polluters

On average, the Moderate Polluters tend to have a medium plastic waste generation level. Half of them export some of their waste. These countries do not effectively manage their waste and negative environmental impacts result both domestically and in the countries receiving the waste.

Recommendations for driving necessary changes to mitigate plastic pollution and postpone the Overshoot Day in this country:

Develop local waste management infrastructure.

Reduce plastic production and use.

Invest in waste management policies like EPR.



Plastic pollution is caused not only by the improper disposal of plastic products but also by the release of primary microplastics from sources such as tire abrasion, shedding of textile fibers, pellets production and paint. It is expected that in 2024 this country will be responsible for releasing into the environment an average of

2 070 tons of microplastics in waterways.



In addition, plastic production and processing involve the use of additives, which can have harmful impacts on ecosystems and human health if they leak into the environment due to waste mismanagement. It is anticipated that in 2024, plastic waste mismanagement in this country will result in the release into waterways of

424 tons of chemical additives pollution.

*The Mismanaged Waste Index is the share of plastic waste generated by a country that is mismanaged

Papua New Guinea

Overshoot Day, or the date when the amount of plastic waste outweighs this country's ability to manage it, with environmental pollution occurring as a result, is:

08 June 2025

Plastic Overshoot Day is determined by a country's Mismanaged Waste Index*, which in this case is...

56.22%

In 2024, the world will experience **117 days** of plastic overshoot. This country will contribute to this overshoot by

1 hours 57 minutes

The Mismanaged Waste Index, or MWI, is

High

The expected mismanaged waste in 2024 will be

23 347 tons of plastic

The country's annual per capita plastic waste production is

4 kg per capita per year

which is considered

Low

The total plastic waste produced in this country is

41 528 tons of plastic

The amount of plastic waste EXPORTED by the country is

0 tons of plastic

which represents

0.0% of its total waste

This relative export is considered

Low

The amount of plastic waste IMPORTED by the country is

1 tons of plastic

which represents

0.0% of its total waste

This relative import is considered

Low



As per the Plastic Overshoot Day archetypes, this country is classified as one of:

The Moderate Polluters

On average, the Moderate Polluters tend to have a medium plastic waste generation level. Half of them export some of their waste. These countries do not effectively manage their waste and negative environmental impacts result both domestically and in the countries receiving the waste.

Recommendations for driving necessary changes to mitigate plastic pollution and postpone the Overshoot Day in this country:

Develop local waste management infrastructure.

Reduce plastic production and use.

Invest in waste management policies like EPR.



Plastic pollution is caused not only by the improper disposal of plastic products but also by the release of primary microplastics from sources such as tire abrasion, shedding of textile fibers, pellets production and paint. It is expected that in 2024 this country will be responsible for releasing into the environment an average of

2 539 tons of microplastics in waterways.



In addition, plastic production and processing involve the use of additives, which can have harmful impacts on ecosystems and human health if they leak into the environment due to waste mismanagement. It is anticipated that in 2024, plastic waste mismanagement in this country will result in the release into waterways of

99 tons of chemical additives pollution.

*The Mismanaged Waste Index is the share of plastic waste generated by a country that is mismanaged

Paraguay

Overshoot Day, or the date when the amount of plastic waste outweighs this country's ability to manage it, with environmental pollution occurring as a result, is:

13 May 2025

Plastic Overshoot Day is determined by a country's Mismanaged Waste Index*, which in this case is...

63.48%

In 2024, the world will experience **117 days** of plastic overshoot. This country will contribute to this overshoot by

3 hours 23 minutes

The Mismanaged Waste Index, or MWI, is

Very high

The expected mismanaged waste in 2024 will be

82 939 tons of plastic

The country's annual per capita plastic waste production is

19 kg per capita per year

which is considered

Medium

The total plastic waste produced in this country is

130 655 tons of plastic

The amount of plastic waste EXPORTED by the country is

502 tons of plastic

which represents

0.4% of its total waste

This relative export is considered

Low

The amount of plastic waste IMPORTED by the country is

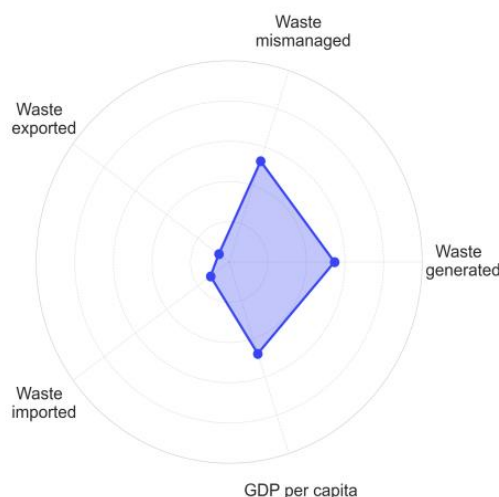
2 389 tons of plastic

which represents

1.8% of its total waste

This relative import is considered

Medium



As per the Plastic Overshoot Day archetypes, this country is classified as one of:

The Moderate Polluters

On average, the Moderate Polluters tend to have a medium plastic waste generation level. Half of them export some of their waste. These countries do not effectively manage their waste and negative environmental impacts result both domestically and in the countries receiving the waste.

Recommendations for driving necessary changes to mitigate plastic pollution and postpone the Overshoot Day in this country:

Develop local waste management infrastructure.

Reduce plastic production and use.

Invest in waste management policies like EPR.



Plastic pollution is caused not only by the improper disposal of plastic products but also by the release of primary microplastics from sources such as tire abrasion, shedding of textile fibers, pellets production and paint. It is expected that in 2024 this country will be responsible for releasing into the environment an average of

1 564 tons of microplastics in waterways.



In addition, plastic production and processing involve the use of additives, which can have harmful impacts on ecosystems and human health if they leak into the environment due to waste mismanagement. It is anticipated that in 2024, plastic waste mismanagement in this country will result in the release into waterways of

351 tons of chemical additives pollution.

*The Mismanaged Waste Index is the share of plastic waste generated by a country that is mismanaged

Peru

Overshoot Day, or the date when the amount of plastic waste outweighs this country's ability to manage it, with environmental pollution occurring as a result, is:

10 July 2025

Plastic Overshoot Day is determined by a country's Mismanaged Waste Index*, which in this case is...

47.43%

In 2024, the world will experience **117 days** of plastic overshoot. This country will contribute to this overshoot by

18 hours 36 minutes

The Mismanaged Waste Index, or MWI, is

High

The expected mismanaged waste in 2024 will be

430 465 tons of plastic

The country's annual per capita plastic waste production is

27 kg per capita per year

which is considered

Medium

The total plastic waste produced in this country is

907 556 tons of plastic

The amount of plastic waste EXPORTED by the country is

1 487 tons of plastic

which represents

0.2% of its total waste

This relative export is considered

Low

The amount of plastic waste IMPORTED by the country is

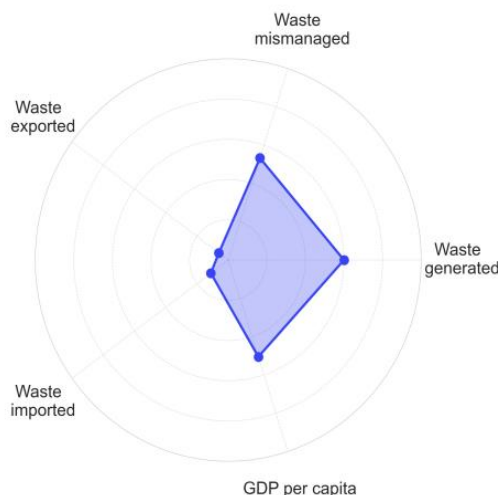
10 240 tons of plastic

which represents

1.1% of its total waste

This relative import is considered

Medium



As per the Plastic Overshoot Day archetypes, this country is classified as one of:

The Moderate Polluters

On average, the Moderate Polluters tend to have a medium plastic waste generation level. Half of them export some of their waste. These countries do not effectively manage their waste and negative environmental impacts result both domestically and in the countries receiving the waste.

Recommendations for driving necessary changes to mitigate plastic pollution and postpone the Overshoot Day in this country:

Develop local waste management infrastructure.

Reduce plastic production and use.

Invest in waste management policies like EPR.



Plastic pollution is caused not only by the improper disposal of plastic products but also by the release of primary microplastics from sources such as tire abrasion, shedding of textile fibers, pellets production and paint. It is expected that in 2024 this country will be responsible for releasing into the environment an average of

6 120 tons of microplastics in waterways.



In addition, plastic production and processing involve the use of additives, which can have harmful impacts on ecosystems and human health if they leak into the environment due to waste mismanagement. It is anticipated that in 2024, plastic waste mismanagement in this country will result in the release into waterways of

1 824 tons of chemical additives pollution.

*The Mismanaged Waste Index is the share of plastic waste generated by a country that is mismanaged

Philippines

Overshoot Day, or the date when the amount of plastic waste outweighs this country's ability to manage it, with environmental pollution occurring as a result, is:

11 June 2025

Plastic Overshoot Day is determined by a country's Mismanaged Waste Index*, which in this case is...

55.56%

In 2024, the world will experience **117 days** of plastic overshoot. This country will contribute to this overshoot by

1 days 10 hours 18 minutes

The Mismanaged Waste Index, or MWI, is

High

The expected mismanaged waste in 2024 will be

839 343 tons of plastic

The country's annual per capita plastic waste production is

13 kg per capita per year

which is considered

Low

The total plastic waste produced in this country is

1 510 822 tons of plastic

The amount of plastic waste EXPORTED by the country is

131 690 tons of plastic

which represents

8.5% of its total waste

This relative export is considered

High

The amount of plastic waste IMPORTED by the country is

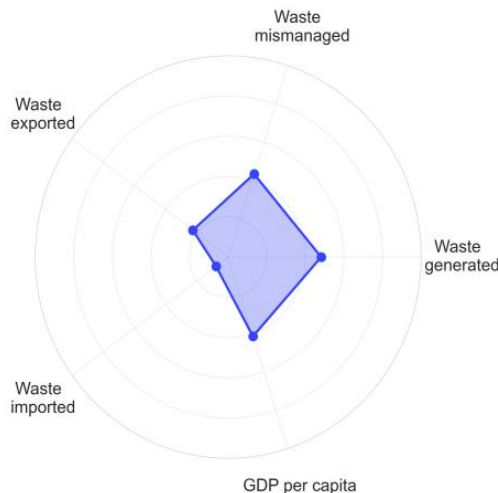
14 686 tons of plastic

which represents

1.0% of its total waste

This relative import is considered

Low



As per the Plastic Overshoot Day archetypes, this country is classified as one of:

The Moderate Polluters

On average, the Moderate Polluters tend to have a medium plastic waste generation level. Half of them export some of their waste. These countries do not effectively manage their waste and negative environmental impacts result both domestically and in the countries receiving the waste.

Recommendations for driving necessary changes to mitigate plastic pollution and postpone the Overshoot Day in this country:

Develop local waste management infrastructure.

Reduce plastic production and use.

Invest in waste management policies like EPR.



Plastic pollution is caused not only by the improper disposal of plastic products but also by the release of primary microplastics from sources such as tire abrasion, shedding of textile fibers, pellets production and paint. It is expected that in 2024 this country will be responsible for releasing into the environment an average of

29 338 tons of microplastics in waterways.



In addition, plastic production and processing involve the use of additives, which can have harmful impacts on ecosystems and human health if they leak into the environment due to waste mismanagement. It is anticipated that in 2024, plastic waste mismanagement in this country will result in the release into waterways of

3 556 tons of chemical additives pollution.

*The Mismanaged Waste Index is the share of plastic waste generated by a country that is mismanaged

Poland

Overshoot Day, or the date when the amount of plastic waste outweighs this country's ability to manage it, with environmental pollution occurring as a result, is:

05 December 2025

Plastic Overshoot Day is determined by a country's Mismanaged Waste Index*, which in this case is...

6.92%

In 2024, the world will experience **117 days** of plastic overshoot. This country will contribute to this overshoot by

8 hours 1 minutes

The Mismanaged Waste Index, or MWI, is

Low

The expected mismanaged waste in 2024 will be

196 327 tons of plastic

The country's annual per capita plastic waste production is

74 kg per capita per year

which is considered

High

The total plastic waste produced in this country is

2 835 577 tons of plastic

The amount of plastic waste EXPORTED by the country is

194 250 tons of plastic

which represents

6.7% of its total waste

This relative export is considered

High

The amount of plastic waste IMPORTED by the country is

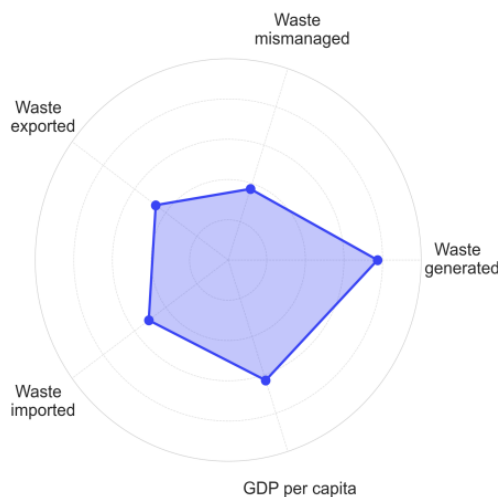
243 847 tons of plastic

which represents

8.4% of its total waste

This relative import is considered

High



As per the Plastic Overshoot Day archetypes, this country is classified as one of:

The Overloaders

The Overloaders are high plastic waste generators, who export a significant amount of their waste. Their waste is well managed. Unlike the similarly high-consuming Transactors, the Overloaders import less waste than they export. This imbalance therefore overloads the waste management systems of other countries, likely creating mismanagement issues in countries where Overloaders send their plastic waste.

Recommendations for driving necessary changes to mitigate plastic pollution and postpone the Overshoot Day in this country:

Reduce plastic consumption.

Become circular.



Plastic pollution is caused not only by the improper disposal of plastic products but also by the release of primary microplastics from sources such as tire abrasion, shedding of textile fibers, pellets production and paint. It is expected that in 2024 this country will be responsible for releasing into the environment an average of

27 955 tons of microplastics in waterways.



In addition, plastic production and processing involve the use of additives, which can have harmful impacts on ecosystems and human health if they leak into the environment due to waste mismanagement. It is anticipated that in 2024, plastic waste mismanagement in this country will result in the release into waterways of

832 tons of chemical additives pollution.

*The Mismanaged Waste Index is the share of plastic waste generated by a country that is mismanaged

Portugal

Overshoot Day, or the date when the amount of plastic waste outweighs this country's ability to manage it, with environmental pollution occurring as a result, is:

27 November 2025

Plastic Overshoot Day is determined by a country's Mismanaged Waste Index*, which in this case is...

9.18%

In 2024, the world will experience **117 days** of plastic overshoot. This country will contribute to this overshoot by

2 hours 6 minutes

The Mismanaged Waste Index, or MWI, is

Low

The expected mismanaged waste in 2024 will be

51 328 tons of plastic

The country's annual per capita plastic waste production is

54 kg per capita per year

which is considered

High

The total plastic waste produced in this country is

558 995 tons of plastic

The amount of plastic waste EXPORTED by the country is

59 045 tons of plastic

which represents

10.3% of its total waste

This relative export is considered

Very high

The amount of plastic waste IMPORTED by the country is

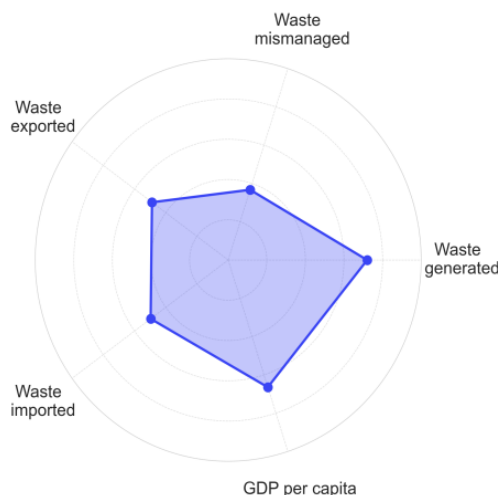
61 568 tons of plastic

which represents

10.8% of its total waste

This relative import is considered

Very high



As per the Plastic Overshoot Day archetypes, this country is classified as one of:

The Overloaders

The Overloaders are high plastic waste generators, who export a significant amount of their waste. Their waste is well managed. Unlike the similarly high-consuming Transactors, the Overloaders import less waste than they export. This imbalance therefore overloads the waste management systems of other countries, likely creating mismanagement issues in countries where Overloaders send their plastic waste.

Recommendations for driving necessary changes to mitigate plastic pollution and postpone the Overshoot Day in this country:

Reduce plastic consumption.

Become circular.



Plastic pollution is caused not only by the improper disposal of plastic products but also by the release of primary microplastics from sources such as tire abrasion, shedding of textile fibers, pellets production and paint. It is expected that in 2024 this country will be responsible for releasing into the environment an average of

8 875 tons of microplastics in waterways.



In addition, plastic production and processing involve the use of additives, which can have harmful impacts on ecosystems and human health if they leak into the environment due to waste mismanagement. It is anticipated that in 2024, plastic waste mismanagement in this country will result in the release into waterways of

218 tons of chemical additives pollution.

*The Mismanaged Waste Index is the share of plastic waste generated by a country that is mismanaged

Puerto Rico

Overshoot Day, or the date when the amount of plastic waste outweighs this country's ability to manage it, with environmental pollution occurring as a result, is:

15 October 2025

Plastic Overshoot Day is determined by a country's Mismanaged Waste Index*, which in this case is...

20.94%

In 2024, the world will experience **117 days** of plastic overshoot. This country will contribute to this overshoot by

4 hours 59 minutes

The Mismanaged Waste Index, or MWI, is

Medium

The expected mismanaged waste in 2024 will be

97 295 tons of plastic

The country's annual per capita plastic waste production is

143 kg per capita per year

which is considered

Very high

The total plastic waste produced in this country is

464 654 tons of plastic

The amount of plastic waste EXPORTED by the country is

0 tons of plastic

which represents

0.0% of its total waste

This relative export is considered

Low

The amount of plastic waste IMPORTED by the country is

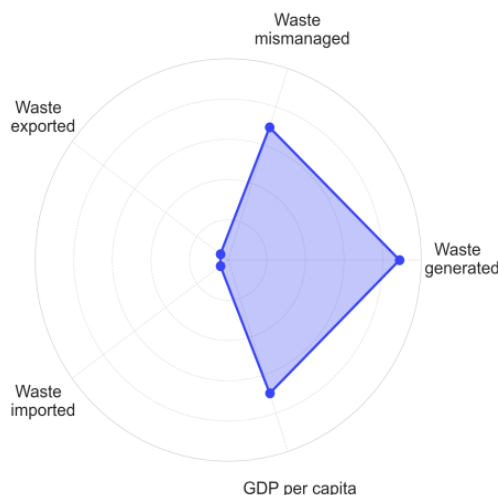
0 tons of plastic

which represents

0.0% of its total waste

This relative import is considered

Low



As per the Plastic Overshoot Day archetypes, this country is classified as one of:

The Overloaders

The Overloaders are high plastic waste generators, who export a significant amount of their waste. Their waste is well managed. Unlike the similarly high-consuming Transactors, the Overloaders import less waste than they export. This imbalance therefore overloads the waste management systems of other countries, likely creating mismanagement issues in countries where Overloaders send their plastic waste.

Recommendations for driving necessary changes to mitigate plastic pollution and postpone the Overshoot Day in this country:

Reduce plastic consumption.

Become circular.



Plastic pollution is caused not only by the improper disposal of plastic products but also by the release of primary microplastics from sources such as tire abrasion, shedding of textile fibers, pellets production and paint. It is expected that in 2024 this country will be responsible for releasing into the environment an average of

1 776 tons of microplastics in waterways.



In addition, plastic production and processing involve the use of additives, which can have harmful impacts on ecosystems and human health if they leak into the environment due to waste mismanagement. It is anticipated that in 2024, plastic waste mismanagement in this country will result in the release into waterways of

412 tons of chemical additives pollution.

*The Mismanaged Waste Index is the share of plastic waste generated by a country that is mismanaged

Qatar

Overshoot Day, or the date when the amount of plastic waste outweighs this country's ability to manage it, with environmental pollution occurring as a result, is:

12 April 2025

Plastic Overshoot Day is determined by a country's Mismanaged Waste Index*, which in this case is...

71.82%

In 2024, the world will experience **117 days** of plastic overshoot. This country will contribute to this overshoot by

8 hours 56 minutes

The Mismanaged Waste Index, or MWI, is

Very high

The expected mismanaged waste in 2024 will be

193 999 tons of plastic

The country's annual per capita plastic waste production is

100 kg per capita per year

which is considered

Very high

The total plastic waste produced in this country is

270 116 tons of plastic

The amount of plastic waste EXPORTED by the country is

5 188 tons of plastic

which represents

1.9% of its total waste

This relative export is considered

Medium

The amount of plastic waste IMPORTED by the country is

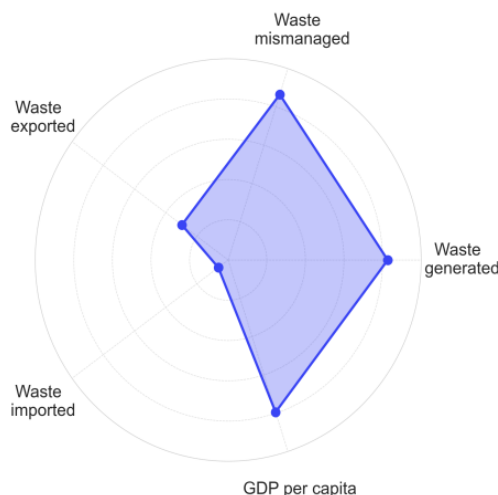
160 tons of plastic

which represents

0.1% of its total waste

This relative import is considered

Low



As per the Plastic Overshoot Day archetypes, this country is classified as one of:

The Toxic Waste Producers

The Toxic Waste Producers are high plastic waste generators, with waste that is mismanaged at high levels. Some of these countries export their waste to places that do not have proper waste management infrastructure. Plastic pollution in many countries is impacted by waste that was mismanaged after being received from Toxic Waste Producers.

Recommendations for driving necessary changes to mitigate plastic pollution and postpone the Overshoot Day in this country:

Reduce plastic production and use.

Develop local waste management infrastructure.

Become circular.



Plastic pollution is caused not only by the improper disposal of plastic products but also by the release of primary microplastics from sources such as tire abrasion, shedding of textile fibers, pellets production and paint. It is expected that in 2024 this country will be responsible for releasing into the environment an average of

5 753 tons of microplastics in waterways.



In addition, plastic production and processing involve the use of additives, which can have harmful impacts on ecosystems and human health if they leak into the environment due to waste mismanagement. It is anticipated that in 2024, plastic waste mismanagement in this country will result in the release into waterways of

822 tons of chemical additives pollution.

*The Mismanaged Waste Index is the share of plastic waste generated by a country that is mismanaged

Romania

Overshoot Day, or the date when the amount of plastic waste outweighs this country's ability to manage it, with environmental pollution occurring as a result, is:

02 August 2025

Plastic Overshoot Day is determined by a country's Mismanaged Waste Index*, which in this case is...

41.36%

In 2024, the world will experience **117 days** of plastic overshoot. This country will contribute to this overshoot by

16 hours 3 minutes

The Mismanaged Waste Index, or MWI, is

High

The expected mismanaged waste in 2024 will be

392 687 tons of plastic

The country's annual per capita plastic waste production is

49 kg per capita per year

which is considered

Medium

The total plastic waste produced in this country is

949 373 tons of plastic

The amount of plastic waste EXPORTED by the country is

35 949 tons of plastic

which represents

3.7% of its total waste

This relative export is considered

High

The amount of plastic waste IMPORTED by the country is

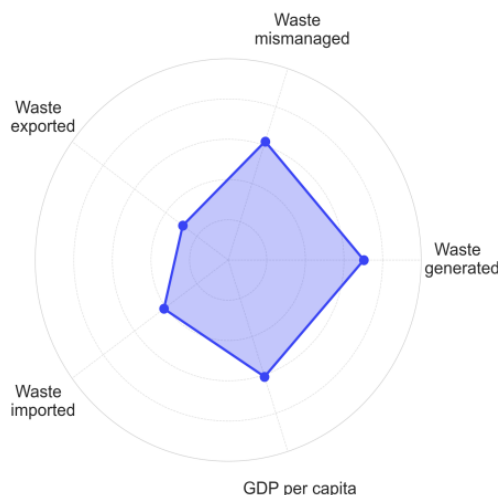
73 935 tons of plastic

which represents

7.6% of its total waste

This relative import is considered

High



As per the Plastic Overshoot Day archetypes, this country is classified as one of:

The Self-Sustainers

The Self-Sustainers are moderate plastic waste generators per capita that can to some extent manage their waste internally, although improvements are needed for some of them.

Recommendations for driving necessary changes to mitigate plastic pollution and postpone the Overshoot Day in this country:

Reduce plastic production and use.

Develop local waste management infrastructure.

Become circular.



Plastic pollution is caused not only by the improper disposal of plastic products but also by the release of primary microplastics from sources such as tire abrasion, shedding of textile fibers, pellets production and paint. It is expected that in 2024 this country will be responsible for releasing into the environment an average of

5 386 tons of microplastics in waterways.



In addition, plastic production and processing involve the use of additives, which can have harmful impacts on ecosystems and human health if they leak into the environment due to waste mismanagement. It is anticipated that in 2024, plastic waste mismanagement in this country will result in the release into waterways of

1 664 tons of chemical additives pollution.

*The Mismanaged Waste Index is the share of plastic waste generated by a country that is mismanaged

Russian Federation

Overshoot Day, or the date when the amount of plastic waste outweighs this country's ability to manage it, with environmental pollution occurring as a result, is:

28 April 2025

Plastic Overshoot Day is determined by a country's Mismanaged Waste Index*, which in this case is...

67.45%

In 2024, the world will experience **117 days** of plastic overshoot. This country will contribute to this overshoot by

5 days 10 hours 3 minutes

The Mismanaged Waste Index, or MWI, is

Very high

The expected mismanaged waste in 2024 will be

3 182 063 tons of plastic

The country's annual per capita plastic waste production is

33 kg per capita per year

which is considered

Medium

The total plastic waste produced in this country is

4 717 346 tons of plastic

The amount of plastic waste EXPORTED by the country is

16 867 tons of plastic

which represents

0.3% of its total waste

This relative export is considered

Low

The amount of plastic waste IMPORTED by the country is

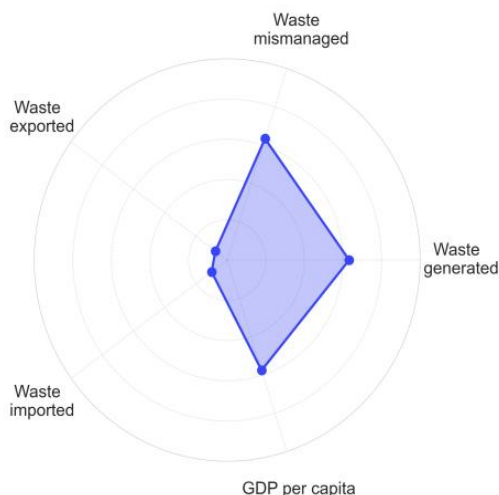
35 097 tons of plastic

which represents

0.7% of its total waste

This relative import is considered

Low



As per the Plastic Overshoot Day archetypes, this country is classified as one of:

The Moderate Polluters

On average, the Moderate Polluters tend to have a medium plastic waste generation level. Half of them export some of their waste. These countries do not effectively manage their waste and negative environmental impacts result both domestically and in the countries receiving the waste.

Recommendations for driving necessary changes to mitigate plastic pollution and postpone the Overshoot Day in this country:

Develop local waste management infrastructure.

Reduce plastic production and use.

Invest in waste management policies like EPR.



Plastic pollution is caused not only by the improper disposal of plastic products but also by the release of primary microplastics from sources such as tire abrasion, shedding of textile fibers, pellets production and paint. It is expected that in 2024 this country will be responsible for releasing into the environment an average of

50 831 tons of microplastics in waterways.



In addition, plastic production and processing involve the use of additives, which can have harmful impacts on ecosystems and human health if they leak into the environment due to waste mismanagement. It is anticipated that in 2024, plastic waste mismanagement in this country will result in the release into waterways of

13 482 tons of chemical additives pollution.

*The Mismanaged Waste Index is the share of plastic waste generated by a country that is mismanaged

Rwanda

Overshoot Day, or the date when the amount of plastic waste outweighs this country's ability to manage it, with environmental pollution occurring as a result, is:

22 January 2025

Plastic Overshoot Day is determined by a country's Mismanaged Waste Index*, which in this case is...

93.89%

In 2024, the world will experience **117 days** of plastic overshoot. This country will contribute to this overshoot by

1 hours 0 minutes

The Mismanaged Waste Index, or MWI, is

Very high

The expected mismanaged waste in 2024 will be

24 470 tons of plastic

The country's annual per capita plastic waste production is

2 kg per capita per year

which is considered

Low

The total plastic waste produced in this country is

26 062 tons of plastic

The amount of plastic waste EXPORTED by the country is

93 tons of plastic

which represents

0.3% of its total waste

This relative export is considered

Low

The amount of plastic waste IMPORTED by the country is

3 tons of plastic

which represents

0.0% of its total waste

This relative import is considered

Low



As per the Plastic Overshoot Day archetypes, this country is classified as one of:

The Low-Waste-Producing Polluters

Despite their low waste production levels, the Low-Waste-Producing Polluters contribute to plastic pollution levels due to their poor waste management practices. Depending on the size of the population, some countries can be large contributors to the global pollution.

Recommendations for driving necessary changes to mitigate plastic pollution and postpone the Overshoot Day in this country:

Develop local waste management infrastructure.

Invest in waste management policies like EPR.



Plastic pollution is caused not only by the improper disposal of plastic products but also by the release of primary microplastics from sources such as tire abrasion, shedding of textile fibers, pellets production and paint. It is expected that in 2024 this country will be responsible for releasing into the environment an average of

1 361 tons of microplastics in waterways.



In addition, plastic production and processing involve the use of additives, which can have harmful impacts on ecosystems and human health if they leak into the environment due to waste mismanagement. It is anticipated that in 2024, plastic waste mismanagement in this country will result in the release into waterways of

104 tons of chemical additives pollution.

*The Mismanaged Waste Index is the share of plastic waste generated by a country that is mismanaged

Samoa

Overshoot Day, or the date when the amount of plastic waste outweighs this country's ability to manage it, with environmental pollution occurring as a result, is:

02 September 2025

Plastic Overshoot Day is determined by a country's Mismanaged Waste Index*, which in this case is...

32.70%

In 2024, the world will experience **117 days** of plastic overshoot. This country will contribute to this overshoot by

3 minutes

The Mismanaged Waste Index, or MWI, is

High

The expected mismanaged waste in 2024 will be

1 320 tons of plastic

The country's annual per capita plastic waste production is

18 kg per capita per year

which is considered

Medium

The total plastic waste produced in this country is

4 038 tons of plastic

The amount of plastic waste EXPORTED by the country is

0 tons of plastic

which represents

0.0% of its total waste

This relative export is considered

Low

The amount of plastic waste IMPORTED by the country is

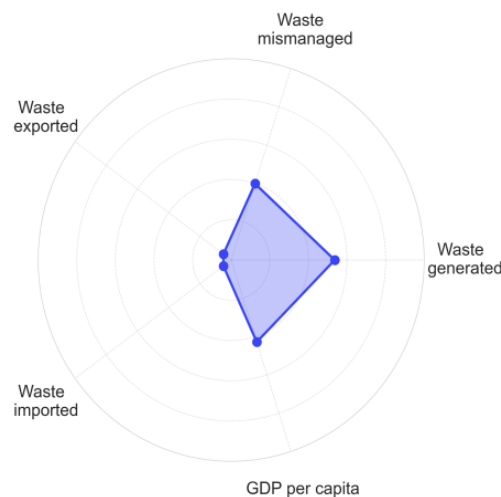
0 tons of plastic

which represents

0.0% of its total waste

This relative import is considered

Low



As per the Plastic Overshoot Day archetypes, this country is classified as one of:

The Self-Sustainers

The Self-Sustainers are moderate plastic waste generators per capita that can to some extent manage their waste internally, although improvements are needed for some of them.

Recommendations for driving necessary changes to mitigate plastic pollution and postpone the Overshoot Day in this country:

Reduce plastic production and use.

Develop local waste management infrastructure.

Become circular.



Plastic pollution is caused not only by the improper disposal of plastic products but also by the release of primary microplastics from sources such as tire abrasion, shedding of textile fibers, pellets production and paint. It is expected that in 2024 this country will be responsible for releasing into the environment an average of

500 tons of microplastics in waterways.



In addition, plastic production and processing involve the use of additives, which can have harmful impacts on ecosystems and human health if they leak into the environment due to waste mismanagement. It is anticipated that in 2024, plastic waste mismanagement in this country will result in the release into waterways of

6 tons of chemical additives pollution.

*The Mismanaged Waste Index is the share of plastic waste generated by a country that is mismanaged

San Marino

Overshoot Day, or the date when the amount of plastic waste outweighs this country's ability to manage it, with environmental pollution occurring as a result, is:

20 July 2025

Plastic Overshoot Day is determined by a country's Mismanaged Waste Index*, which in this case is...

44.77%

In 2024, the world will experience **117 days** of plastic overshoot. This country will contribute to this overshoot by

1 minutes

The Mismanaged Waste Index, or MWI, is

High

The expected mismanaged waste in 2024 will be

470 tons of plastic

The country's annual per capita plastic waste production is

31 kg per capita per year

which is considered

Medium

The total plastic waste produced in this country is

1 051 tons of plastic

The amount of plastic waste EXPORTED by the country is

0 tons of plastic

which represents

0.0% of its total waste

This relative export is considered

Low

The amount of plastic waste IMPORTED by the country is

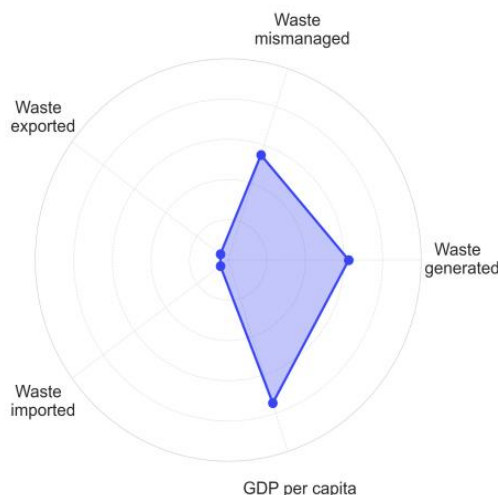
0 tons of plastic

which represents

0.0% of its total waste

This relative import is considered

Low



As per the Plastic Overshoot Day archetypes, this country is classified as one of:

The Moderate Polluters

On average, the Moderate Polluters tend to have a medium plastic waste generation level. Half of them export some of their waste. These countries do not effectively manage their waste and negative environmental impacts result both domestically and in the countries receiving the waste.

Recommendations for driving necessary changes to mitigate plastic pollution and postpone the Overshoot Day in this country:

Develop local waste management infrastructure.

Reduce plastic production and use.

Invest in waste management policies like EPR.



Plastic pollution is caused not only by the improper disposal of plastic products but also by the release of primary microplastics from sources such as tire abrasion, shedding of textile fibers, pellets production and paint. It is expected that in 2024 this country will be responsible for releasing into the environment an average of

1 046 tons of microplastics in waterways.



In addition, plastic production and processing involve the use of additives, which can have harmful impacts on ecosystems and human health if they leak into the environment due to waste mismanagement. It is anticipated that in 2024, plastic waste mismanagement in this country will result in the release into waterways of

2 tons of chemical additives pollution.

*The Mismanaged Waste Index is the share of plastic waste generated by a country that is mismanaged

São Tomé and Príncipe

Overshoot Day, or the date when the amount of plastic waste outweighs this country's ability to manage it, with environmental pollution occurring as a result, is:

27 February 2025

Plastic Overshoot Day is determined by a country's Mismanaged Waste Index*, which in this case is...

83.92%

In 2024, the world will experience **117 days** of plastic overshoot. This country will contribute to this overshoot by

3 minutes

The Mismanaged Waste Index, or MWI, is

Very high

The expected mismanaged waste in 2024 will be

1 390 tons of plastic

The country's annual per capita plastic waste production is

7 kg per capita per year

which is considered

Low

The total plastic waste produced in this country is

1 656 tons of plastic

The amount of plastic waste EXPORTED by the country is

0 tons of plastic

which represents

0.0% of its total waste

This relative export is considered

Low

The amount of plastic waste IMPORTED by the country is

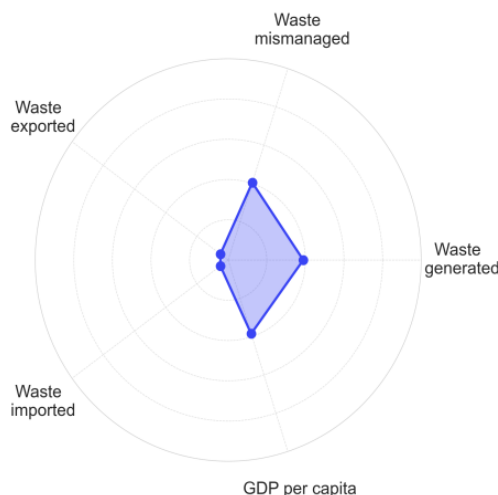
0 tons of plastic

which represents

0.0% of its total waste

This relative import is considered

Low



As per the Plastic Overshoot Day archetypes, this country is classified as one of:

The Low-Waste-Producing Polluters

Despite their low waste production levels, the Low-Waste-Producing Polluters contribute to plastic pollution levels due to their poor waste management practices. Depending on the size of the population, some countries can be large contributors to the global pollution.

Recommendations for driving necessary changes to mitigate plastic pollution and postpone the Overshoot Day in this country:

Develop local waste management infrastructure.

Invest in waste management policies like EPR.



Plastic pollution is caused not only by the improper disposal of plastic products but also by the release of primary microplastics from sources such as tire abrasion, shedding of textile fibers, pellets production and paint. It is expected that in 2024 this country will be responsible for releasing into the environment an average of

184 tons of microplastics in waterways.



In addition, plastic production and processing involve the use of additives, which can have harmful impacts on ecosystems and human health if they leak into the environment due to waste mismanagement. It is anticipated that in 2024, plastic waste mismanagement in this country will result in the release into waterways of

6 tons of chemical additives pollution.

*The Mismanaged Waste Index is the share of plastic waste generated by a country that is mismanaged

Saudi Arabia

Overshoot Day, or the date when the amount of plastic waste outweighs this country's ability to manage it, with environmental pollution occurring as a result, is:

23 June 2025

Plastic Overshoot Day is determined by a country's Mismanaged Waste Index*, which in this case is...

52.22%

In 2024, the world will experience **117 days** of plastic overshoot. This country will contribute to this overshoot by

1 days 23 hours 48 minutes

The Mismanaged Waste Index, or MWI, is

High

The expected mismanaged waste in 2024 will be

1 145 112 tons of plastic

The country's annual per capita plastic waste production is

61 kg per capita per year

which is considered

High

The total plastic waste produced in this country is

2 193 006 tons of plastic

The amount of plastic waste EXPORTED by the country is

36 362 tons of plastic

which represents

1.6% of its total waste

This relative export is considered

Medium

The amount of plastic waste IMPORTED by the country is

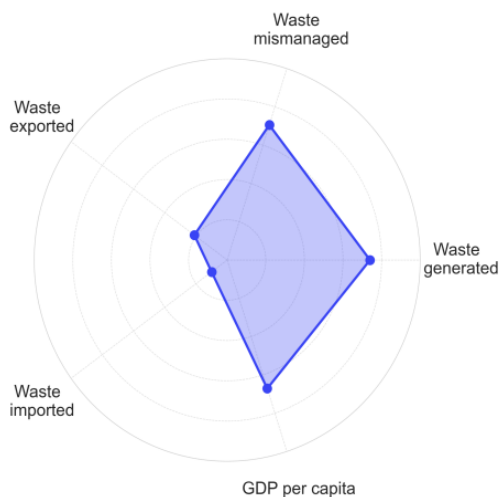
8 725 tons of plastic

which represents

0.4% of its total waste

This relative import is considered

Low



As per the Plastic Overshoot Day archetypes, this country is classified as one of:

The Moderate Polluters

On average, the Moderate Polluters tend to have a medium plastic waste generation level. Half of them export some of their waste. These countries do not effectively manage their waste and negative environmental impacts result both domestically and in the countries receiving the waste.

Recommendations for driving necessary changes to mitigate plastic pollution and postpone the Overshoot Day in this country:

Develop local waste management infrastructure.

Reduce plastic production and use.

Invest in waste management policies like EPR.



Plastic pollution is caused not only by the improper disposal of plastic products but also by the release of primary microplastics from sources such as tire abrasion, shedding of textile fibers, pellets production and paint. It is expected that in 2024 this country will be responsible for releasing into the environment an average of

51 195 tons of microplastics in waterways.



In addition, plastic production and processing involve the use of additives, which can have harmful impacts on ecosystems and human health if they leak into the environment due to waste mismanagement. It is anticipated that in 2024, plastic waste mismanagement in this country will result in the release into waterways of

4 852 tons of chemical additives pollution.

*The Mismanaged Waste Index is the share of plastic waste generated by a country that is mismanaged

Senegal

Overshoot Day, or the date when the amount of plastic waste outweighs this country's ability to manage it, with environmental pollution occurring as a result, is:

30 January 2025

Plastic Overshoot Day is determined by a country's Mismanaged Waste Index*, which in this case is...

91.73%

In 2024, the world will experience **117 days** of plastic overshoot. This country will contribute to this overshoot by

7 hours 6 minutes

The Mismanaged Waste Index, or MWI, is

Very high

The expected mismanaged waste in 2024 will be

173 645 tons of plastic

The country's annual per capita plastic waste production is

11 kg per capita per year

which is considered

Low

The total plastic waste produced in this country is

189 305 tons of plastic

The amount of plastic waste EXPORTED by the country is

4 711 tons of plastic

which represents

2.4% of its total waste

This relative export is considered

Medium

The amount of plastic waste IMPORTED by the country is

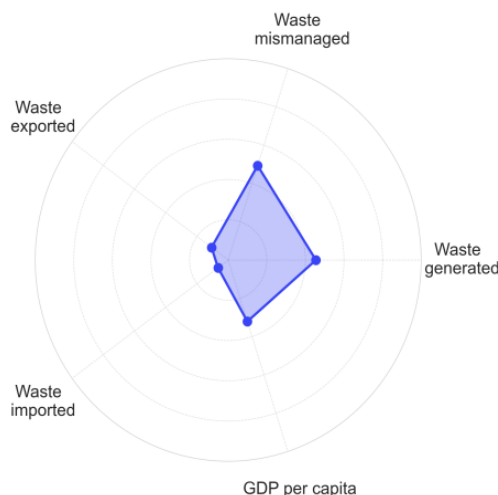
1 149 tons of plastic

which represents

0.6% of its total waste

This relative import is considered

Low



As per the Plastic Overshoot Day archetypes, this country is classified as one of:

The Low-Waste-Producing Polluters

Despite their low waste production levels, the Low-Waste-Producing Polluters contribute to plastic pollution levels due to their poor waste management practices. Depending on the size of the population, some countries can be large contributors to the global pollution.

Recommendations for driving necessary changes to mitigate plastic pollution and postpone the Overshoot Day in this country:

Develop local waste management infrastructure.

Invest in waste management policies like EPR.



Plastic pollution is caused not only by the improper disposal of plastic products but also by the release of primary microplastics from sources such as tire abrasion, shedding of textile fibers, pellets production and paint. It is expected that in 2024 this country will be responsible for releasing into the environment an average of

1 657 tons of microplastics in waterways.



In addition, plastic production and processing involve the use of additives, which can have harmful impacts on ecosystems and human health if they leak into the environment due to waste mismanagement. It is anticipated that in 2024, plastic waste mismanagement in this country will result in the release into waterways of

736 tons of chemical additives pollution.

*The Mismanaged Waste Index is the share of plastic waste generated by a country that is mismanaged

Serbia

Overshoot Day, or the date when the amount of plastic waste outweighs this country's ability to manage it, with environmental pollution occurring as a result, is:

06 August 2025

Plastic Overshoot Day is determined by a country's Mismanaged Waste Index*, which in this case is...

40.19%

In 2024, the world will experience **117 days** of plastic overshoot. This country will contribute to this overshoot by

3 hours 1 minutes

The Mismanaged Waste Index, or MWI, is

High

The expected mismanaged waste in 2024 will be

73 876 tons of plastic

The country's annual per capita plastic waste production is

25 kg per capita per year

which is considered

Medium

The total plastic waste produced in this country is

183 832 tons of plastic

The amount of plastic waste EXPORTED by the country is

5 483 tons of plastic

which represents

2.9% of its total waste

This relative export is considered

Medium

The amount of plastic waste IMPORTED by the country is

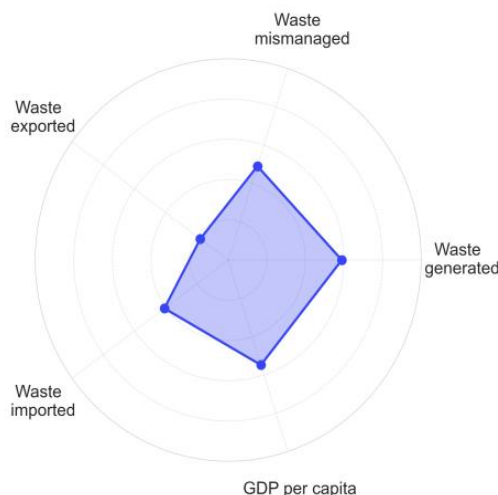
27 454 tons of plastic

which represents

14.6% of its total waste

This relative import is considered

Very high



As per the Plastic Overshoot Day archetypes, this country is classified as one of:

The Self-Sustainers

The Self-Sustainers are moderate plastic waste generators per capita that can to some extent manage their waste internally, although improvements are needed for some of them.

Recommendations for driving necessary changes to mitigate plastic pollution and postpone the Overshoot Day in this country:

Reduce plastic production and use.

Develop local waste management infrastructure.

Become circular.



Plastic pollution is caused not only by the improper disposal of plastic products but also by the release of primary microplastics from sources such as tire abrasion, shedding of textile fibers, pellets production and paint. It is expected that in 2024 this country will be responsible for releasing into the environment an average of

1 990 tons of microplastics in waterways.



In addition, plastic production and processing involve the use of additives, which can have harmful impacts on ecosystems and human health if they leak into the environment due to waste mismanagement. It is anticipated that in 2024, plastic waste mismanagement in this country will result in the release into waterways of

313 tons of chemical additives pollution.

*The Mismanaged Waste Index is the share of plastic waste generated by a country that is mismanaged

Seychelles

Overshoot Day, or the date when the amount of plastic waste outweighs this country's ability to manage it, with environmental pollution occurring as a result, is:

26 September 2025

Plastic Overshoot Day is determined by a country's Mismanaged Waste Index*, which in this case is...

26.13%

In 2024, the world will experience **117 days** of plastic overshoot. This country will contribute to this overshoot by

3 minutes

The Mismanaged Waste Index, or MWI, is

Medium

The expected mismanaged waste in 2024 will be

1 211 tons of plastic

The country's annual per capita plastic waste production is

44 kg per capita per year

which is considered

Medium

The total plastic waste produced in this country is

4 636 tons of plastic

The amount of plastic waste EXPORTED by the country is

553 tons of plastic

which represents

11.7% of its total waste

This relative export is considered

Very high

The amount of plastic waste IMPORTED by the country is

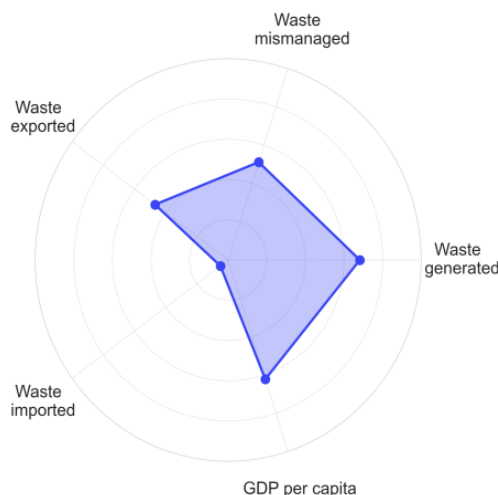
0 tons of plastic

which represents

0.0% of its total waste

This relative import is considered

Low



As per the Plastic Overshoot Day archetypes, this country is classified as one of:

The Self-Sustainers

The Self-Sustainers are moderate plastic waste generators per capita that can to some extent manage their waste internally, although improvements are needed for some of them.

Recommendations for driving necessary changes to mitigate plastic pollution and postpone the Overshoot Day in this country:

Reduce plastic production and use.

Develop local waste management infrastructure.

Become circular.



Plastic pollution is caused not only by the improper disposal of plastic products but also by the release of primary microplastics from sources such as tire abrasion, shedding of textile fibers, pellets production and paint. It is expected that in 2024 this country will be responsible for releasing into the environment an average of

1 083 tons of microplastics in waterways.



In addition, plastic production and processing involve the use of additives, which can have harmful impacts on ecosystems and human health if they leak into the environment due to waste mismanagement. It is anticipated that in 2024, plastic waste mismanagement in this country will result in the release into waterways of

5 tons of chemical additives pollution.

*The Mismanaged Waste Index is the share of plastic waste generated by a country that is mismanaged

Sierra Leone

Overshoot Day, or the date when the amount of plastic waste outweighs this country's ability to manage it, with environmental pollution occurring as a result, is:

20 January 2025

Plastic Overshoot Day is determined by a country's Mismanaged Waste Index*, which in this case is...

94.25%

In 2024, the world will experience **117 days** of plastic overshoot. This country will contribute to this overshoot by

1 hours 21 minutes

The Mismanaged Waste Index, or MWI, is

Very high

The expected mismanaged waste in 2024 will be

33 097 tons of plastic

The country's annual per capita plastic waste production is

4 kg per capita per year

which is considered

Low

The total plastic waste produced in this country is

35 117 tons of plastic

The amount of plastic waste EXPORTED by the country is

8 tons of plastic

which represents

0.0% of its total waste

This relative export is considered

Low

The amount of plastic waste IMPORTED by the country is

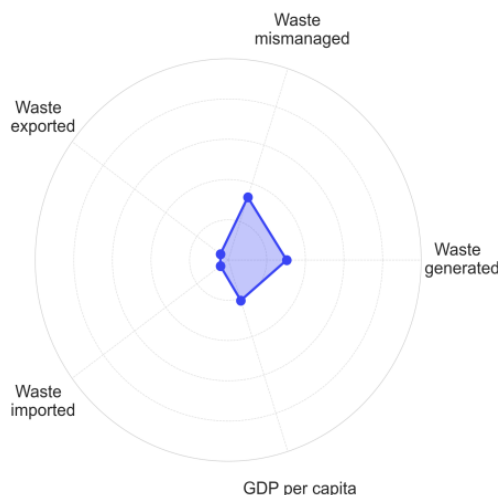
0 tons of plastic

which represents

0.0% of its total waste

This relative import is considered

Low



As per the Plastic Overshoot Day archetypes, this country is classified as one of:

The Low-Waste-Producing Polluters

Despite their low waste production levels, the Low-Waste-Producing Polluters contribute to plastic pollution levels due to their poor waste management practices. Depending on the size of the population, some countries can be large contributors to the global pollution.

Recommendations for driving necessary changes to mitigate plastic pollution and postpone the Overshoot Day in this country:

Develop local waste management infrastructure.

Invest in waste management policies like EPR.



Plastic pollution is caused not only by the improper disposal of plastic products but also by the release of primary microplastics from sources such as tire abrasion, shedding of textile fibers, pellets production and paint. It is expected that in 2024 this country will be responsible for releasing into the environment an average of

845 tons of microplastics in waterways.



In addition, plastic production and processing involve the use of additives, which can have harmful impacts on ecosystems and human health if they leak into the environment due to waste mismanagement. It is anticipated that in 2024, plastic waste mismanagement in this country will result in the release into waterways of

140 tons of chemical additives pollution.

*The Mismanaged Waste Index is the share of plastic waste generated by a country that is mismanaged

Singapore

Overshoot Day, or the date when the amount of plastic waste outweighs this country's ability to manage it, with environmental pollution occurring as a result, is:

20 December 2025

Plastic Overshoot Day is determined by a country's Mismanaged Waste Index*, which in this case is...

2.80%

In 2024, the world will experience **117 days** of plastic overshoot. This country will contribute to this overshoot by

1 hours 36 minutes

The Mismanaged Waste Index, or MWI, is

Low

The expected mismanaged waste in 2024 will be

14 493 tons of plastic

The country's annual per capita plastic waste production is

87 kg per capita per year

which is considered

High

The total plastic waste produced in this country is

517 995 tons of plastic

The amount of plastic waste EXPORTED by the country is

39 057 tons of plastic

which represents

7.4% of its total waste

This relative export is considered

High

The amount of plastic waste IMPORTED by the country is

12 780 tons of plastic

which represents

2.4% of its total waste

This relative import is considered

Medium



As per the Plastic Overshoot Day archetypes, this country is classified as one of:

The Overloaders

The Overloaders are high plastic waste generators, who export a significant amount of their waste. Their waste is well managed. Unlike the similarly high-consuming Transactors, the Overloaders import less waste than they export. This imbalance therefore overloads the waste management systems of other countries, likely creating mismanagement issues in countries where Overloaders send their plastic waste.

Recommendations for driving necessary changes to mitigate plastic pollution and postpone the Overshoot Day in this country:

Reduce plastic consumption.

Become circular.



Plastic pollution is caused not only by the improper disposal of plastic products but also by the release of primary microplastics from sources such as tire abrasion, shedding of textile fibers, pellets production and paint. It is expected that in 2024 this country will be responsible for releasing into the environment an average of

14 900 tons of microplastics in waterways.



In addition, plastic production and processing involve the use of additives, which can have harmful impacts on ecosystems and human health if they leak into the environment due to waste mismanagement. It is anticipated that in 2024, plastic waste mismanagement in this country will result in the release into waterways of

61 tons of chemical additives pollution.

*The Mismanaged Waste Index is the share of plastic waste generated by a country that is mismanaged

Sint Maarten (Dutch part)

Overshoot Day, or the date when the amount of plastic waste outweighs this country's ability to manage it, with environmental pollution occurring as a result, is:

18 October 2025

Plastic Overshoot Day is determined by a country's Mismanaged Waste Index*, which in this case is...

20.16%

In 2024, the world will experience **117 days** of plastic overshoot. This country will contribute to this overshoot by

1 minutes

The Mismanaged Waste Index, or MWI, is

Medium

The expected mismanaged waste in 2024 will be

367 tons of plastic

The country's annual per capita plastic waste production is

41 kg per capita per year

which is considered

Medium

The total plastic waste produced in this country is

1 820 tons of plastic

The amount of plastic waste EXPORTED by the country is

0 tons of plastic

which represents

0.0% of its total waste

This relative export is considered

Low

The amount of plastic waste IMPORTED by the country is

0 tons of plastic

which represents

0.0% of its total waste

This relative import is considered

Low



As per the Plastic Overshoot Day archetypes, this country is classified as one of:

The Self-Sustainers

The Self-Sustainers are moderate plastic waste generators per capita that can to some extent manage their waste internally, although improvements are needed for some of them.

Recommendations for driving necessary changes to mitigate plastic pollution and postpone the Overshoot Day in this country:

Reduce plastic production and use.

Develop local waste management infrastructure.

Become circular.



Plastic pollution is caused not only by the improper disposal of plastic products but also by the release of primary microplastics from sources such as tire abrasion, shedding of textile fibers, pellets production and paint. It is expected that in 2024 this country will be responsible for releasing into the environment an average of

1 035 tons of microplastics in waterways.



In addition, plastic production and processing involve the use of additives, which can have harmful impacts on ecosystems and human health if they leak into the environment due to waste mismanagement. It is anticipated that in 2024, plastic waste mismanagement in this country will result in the release into waterways of

2 tons of chemical additives pollution.

*The Mismanaged Waste Index is the share of plastic waste generated by a country that is mismanaged

Slovak Republic

Overshoot Day, or the date when the amount of plastic waste outweighs this country's ability to manage it, with environmental pollution occurring as a result, is:

24 November 2025

Plastic Overshoot Day is determined by a country's Mismanaged Waste Index*, which in this case is...

9.95%

In 2024, the world will experience **117 days** of plastic overshoot. This country will contribute to this overshoot by

1 hours 21 minutes

The Mismanaged Waste Index, or MWI, is

Low

The expected mismanaged waste in 2024 will be

32 938 tons of plastic

The country's annual per capita plastic waste production is

61 kg per capita per year

which is considered

High

The total plastic waste produced in this country is

331 000 tons of plastic

The amount of plastic waste EXPORTED by the country is

44 081 tons of plastic

which represents

13.0% of its total waste

This relative export is considered

Very high

The amount of plastic waste IMPORTED by the country is

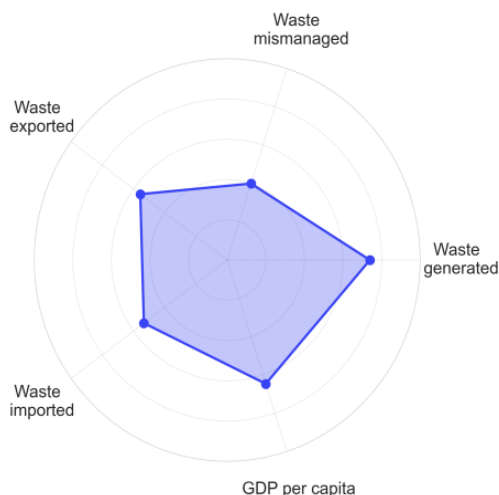
39 210 tons of plastic

which represents

11.6% of its total waste

This relative import is considered

Very high



As per the Plastic Overshoot Day archetypes, this country is classified as one of:

The Overloaders

The Overloaders are high plastic waste generators, who export a significant amount of their waste. Their waste is well managed. Unlike the similarly high-consuming Transactors, the Overloaders import less waste than they export. This imbalance therefore overloads the waste management systems of other countries, likely creating mismanagement issues in countries where Overloaders send their plastic waste.

Recommendations for driving necessary changes to mitigate plastic pollution and postpone the Overshoot Day in this country:

Reduce plastic consumption.

Become circular.



Plastic pollution is caused not only by the improper disposal of plastic products but also by the release of primary microplastics from sources such as tire abrasion, shedding of textile fibers, pellets production and paint. It is expected that in 2024 this country will be responsible for releasing into the environment an average of

5 378 tons of microplastics in waterways.



In addition, plastic production and processing involve the use of additives, which can have harmful impacts on ecosystems and human health if they leak into the environment due to waste mismanagement. It is anticipated that in 2024, plastic waste mismanagement in this country will result in the release into waterways of

140 tons of chemical additives pollution.

*The Mismanaged Waste Index is the share of plastic waste generated by a country that is mismanaged

Slovenia

Overshoot Day, or the date when the amount of plastic waste outweighs this country's ability to manage it, with environmental pollution occurring as a result, is:

03 December 2025

Plastic Overshoot Day is determined by a country's Mismanaged Waste Index*, which in this case is...

7.67%

In 2024, the world will experience **117 days** of plastic overshoot. This country will contribute to this overshoot by

1 hours 32 minutes

The Mismanaged Waste Index, or MWI, is

Low

The expected mismanaged waste in 2024 will be

12 988 tons of plastic

The country's annual per capita plastic waste production is

80 kg per capita per year

which is considered

High

The total plastic waste produced in this country is

169 381 tons of plastic

The amount of plastic waste EXPORTED by the country is

104 705 tons of plastic

which represents

60.5% of its total waste

This relative export is considered

Very high

The amount of plastic waste IMPORTED by the country is

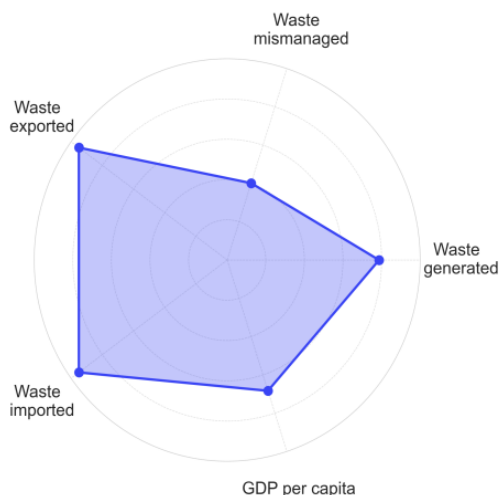
104 285 tons of plastic

which represents

60.2% of its total waste

This relative import is considered

Very high



As per the Plastic Overshoot Day archetypes, this country is classified as one of:

The Transactors

The Transactors are countries with high rates of plastic waste production. Their waste tends to be well-managed, although most do not yet have extensive circular systems around plastics. The Transactors are wealthy countries from Europe. They export a lot of their waste but also import a lot of waste from neighboring countries. Through this exchange of waste with their trade partners they have been able to optimize their waste management practices, resulting in a low volume of waste ending up mismanaged and low risk of plastic leakage into the environment.

Recommendations for driving necessary changes to mitigate plastic pollution and postpone the Overshoot Day in this country:

Reduce plastic production and use.

Become circular.



Plastic pollution is caused not only by the improper disposal of plastic products but also by the release of primary microplastics from sources such as tire abrasion, shedding of textile fibers, pellets production and paint. It is expected that in 2024 this country will be responsible for releasing into the environment an average of

2 423 tons of microplastics in waterways.



In addition, plastic production and processing involve the use of additives, which can have harmful impacts on ecosystems and human health if they leak into the environment due to waste mismanagement. It is anticipated that in 2024, plastic waste mismanagement in this country will result in the release into waterways of

55 tons of chemical additives pollution.

*The Mismanaged Waste Index is the share of plastic waste generated by a country that is mismanaged

Solomon Islands

Overshoot Day, or the date when the amount of plastic waste outweighs this country's ability to manage it, with environmental pollution occurring as a result, is:

13 February 2025

Plastic Overshoot Day is determined by a country's Mismanaged Waste Index*, which in this case is...

87.91%

In 2024, the world will experience **117 days** of plastic overshoot. This country will contribute to this overshoot by

12 minutes

The Mismanaged Waste Index, or MWI, is

Very high

The expected mismanaged waste in 2024 will be

5 077 tons of plastic

The country's annual per capita plastic waste production is

8 kg per capita per year

which is considered

Low

The total plastic waste produced in this country is

5 775 tons of plastic

The amount of plastic waste EXPORTED by the country is

63 tons of plastic

which represents

1.1% of its total waste

This relative export is considered

Medium

The amount of plastic waste IMPORTED by the country is

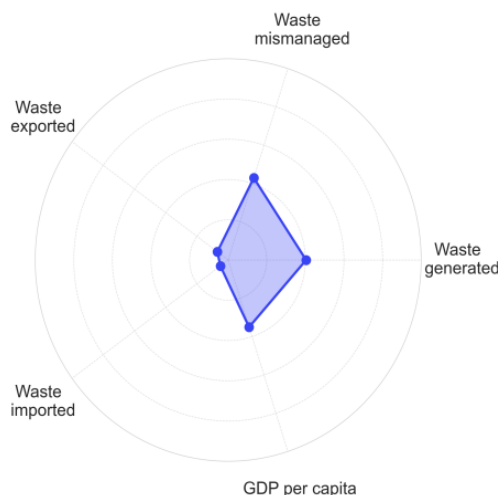
0 tons of plastic

which represents

0.0% of its total waste

This relative import is considered

Low



As per the Plastic Overshoot Day archetypes, this country is classified as one of:

The Low-Waste-Producing Polluters

Despite their low waste production levels, the Low-Waste-Producing Polluters contribute to plastic pollution levels due to their poor waste management practices. Depending on the size of the population, some countries can be large contributors to the global pollution.

Recommendations for driving necessary changes to mitigate plastic pollution and postpone the Overshoot Day in this country:

Develop local waste management infrastructure.

Invest in waste management policies like EPR.



Plastic pollution is caused not only by the improper disposal of plastic products but also by the release of primary microplastics from sources such as tire abrasion, shedding of textile fibers, pellets production and paint. It is expected that in 2024 this country will be responsible for releasing into the environment an average of

330 tons of microplastics in waterways.



In addition, plastic production and processing involve the use of additives, which can have harmful impacts on ecosystems and human health if they leak into the environment due to waste mismanagement. It is anticipated that in 2024, plastic waste mismanagement in this country will result in the release into waterways of

22 tons of chemical additives pollution.

*The Mismanaged Waste Index is the share of plastic waste generated by a country that is mismanaged

Somalia

Overshoot Day, or the date when the amount of plastic waste outweighs this country's ability to manage it, with environmental pollution occurring as a result, is:

04 February 2025

Plastic Overshoot Day is determined by a country's Mismanaged Waste Index*, which in this case is...

90.31%

In 2024, the world will experience **117 days** of plastic overshoot. This country will contribute to this overshoot by

3 hours 36 minutes

The Mismanaged Waste Index, or MWI, is

Very high

The expected mismanaged waste in 2024 will be

63 519 tons of plastic

The country's annual per capita plastic waste production is

4 kg per capita per year

which is considered

Low

The total plastic waste produced in this country is

70 338 tons of plastic

The amount of plastic waste EXPORTED by the country is

0 tons of plastic

which represents

0.0% of its total waste

This relative export is considered

Low

The amount of plastic waste IMPORTED by the country is

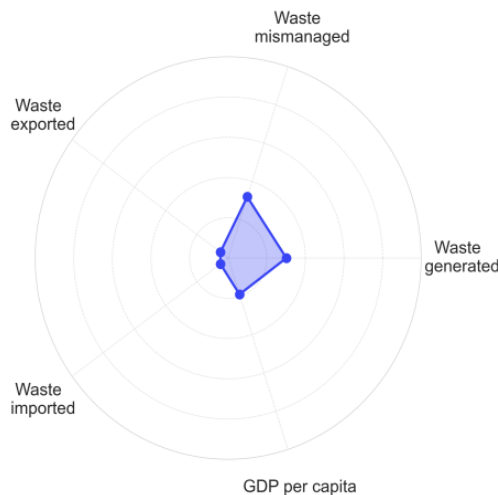
1 tons of plastic

which represents

0.0% of its total waste

This relative import is considered

Low



As per the Plastic Overshoot Day archetypes, this country is classified as one of:

The Low-Waste-Producing Polluters

Despite their low waste production levels, the Low-Waste-Producing Polluters contribute to plastic pollution levels due to their poor waste management practices. Depending on the size of the population, some countries can be large contributors to the global pollution.

Recommendations for driving necessary changes to mitigate plastic pollution and postpone the Overshoot Day in this country:

Develop local waste management infrastructure.

Invest in waste management policies like EPR.



Plastic pollution is caused not only by the improper disposal of plastic products but also by the release of primary microplastics from sources such as tire abrasion, shedding of textile fibers, pellets production and paint. It is expected that in 2024 this country will be responsible for releasing into the environment an average of

1 703 tons of microplastics in waterways.



In addition, plastic production and processing involve the use of additives, which can have harmful impacts on ecosystems and human health if they leak into the environment due to waste mismanagement. It is anticipated that in 2024, plastic waste mismanagement in this country will result in the release into waterways of

269 tons of chemical additives pollution.

*The Mismanaged Waste Index is the share of plastic waste generated by a country that is mismanaged

South Africa

Overshoot Day, or the date when the amount of plastic waste outweighs this country's ability to manage it, with environmental pollution occurring as a result, is:

28 May 2025

Plastic Overshoot Day is determined by a country's Mismanaged Waste Index*, which in this case is...

59.40%

In 2024, the world will experience **117 days** of plastic overshoot. This country will contribute to this overshoot by

1 days 8 hours 38 minutes

The Mismanaged Waste Index, or MWI, is

High

The expected mismanaged waste in 2024 will be

773 998 tons of plastic

The country's annual per capita plastic waste production is

22 kg per capita per year

which is considered

Medium

The total plastic waste produced in this country is

1 303 136 tons of plastic

The amount of plastic waste EXPORTED by the country is

2 243 tons of plastic

which represents

0.2% of its total waste

This relative export is considered

Low

The amount of plastic waste IMPORTED by the country is

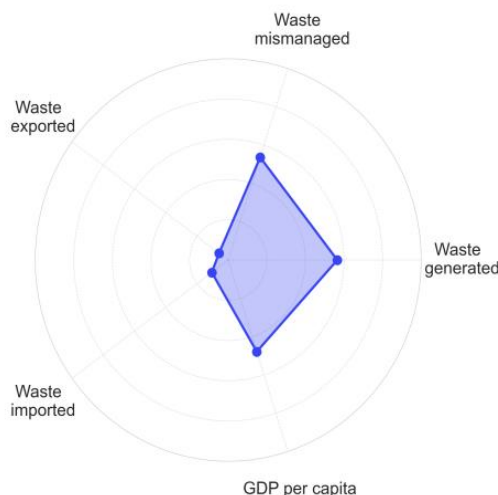
16 037 tons of plastic

which represents

1.2% of its total waste

This relative import is considered

Medium



As per the Plastic Overshoot Day archetypes, this country is classified as one of:

The Moderate Polluters

On average, the Moderate Polluters tend to have a medium plastic waste generation level. Half of them export some of their waste. These countries do not effectively manage their waste and negative environmental impacts result both domestically and in the countries receiving the waste.

Recommendations for driving necessary changes to mitigate plastic pollution and postpone the Overshoot Day in this country:

Develop local waste management infrastructure.

Reduce plastic production and use.

Invest in waste management policies like EPR.



Plastic pollution is caused not only by the improper disposal of plastic products but also by the release of primary microplastics from sources such as tire abrasion, shedding of textile fibers, pellets production and paint. It is expected that in 2024 this country will be responsible for releasing into the environment an average of

11 586 tons of microplastics in waterways.



In addition, plastic production and processing involve the use of additives, which can have harmful impacts on ecosystems and human health if they leak into the environment due to waste mismanagement. It is anticipated that in 2024, plastic waste mismanagement in this country will result in the release into waterways of

3 279 tons of chemical additives pollution.

*The Mismanaged Waste Index is the share of plastic waste generated by a country that is mismanaged

South Sudan

Overshoot Day, or the date when the amount of plastic waste outweighs this country's ability to manage it, with environmental pollution occurring as a result, is:

04 February 2025

Plastic Overshoot Day is determined by a country's Mismanaged Waste Index*, which in this case is...

90.24%

In 2024, the world will experience **117 days** of plastic overshoot. This country will contribute to this overshoot by

1 hours 44 minutes

The Mismanaged Waste Index, or MWI, is

Very high

The expected mismanaged waste in 2024 will be

17 760 tons of plastic

The country's annual per capita plastic waste production is

2 kg per capita per year

which is considered

Low

The total plastic waste produced in this country is

19 680 tons of plastic

The amount of plastic waste EXPORTED by the country is

0 tons of plastic

which represents

0.0% of its total waste

This relative export is considered

Low

The amount of plastic waste IMPORTED by the country is

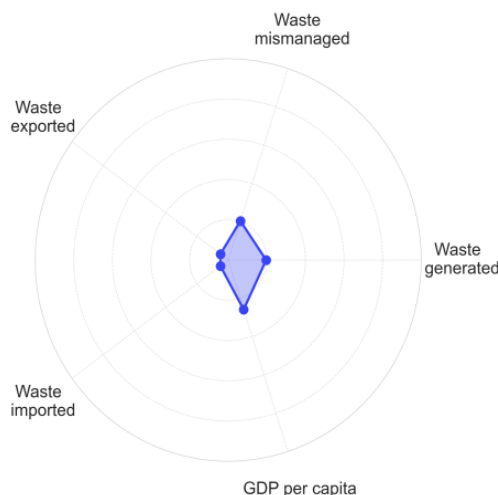
0 tons of plastic

which represents

0.0% of its total waste

This relative import is considered

Low



As per the Plastic Overshoot Day archetypes, this country is classified as one of:

The Low-Waste-Producing Polluters

Despite their low waste production levels, the Low-Waste-Producing Polluters contribute to plastic pollution levels due to their poor waste management practices. Depending on the size of the population, some countries can be large contributors to the global pollution.

Recommendations for driving necessary changes to mitigate plastic pollution and postpone the Overshoot Day in this country:

Develop local waste management infrastructure.

Invest in waste management policies like EPR.



Plastic pollution is caused not only by the improper disposal of plastic products but also by the release of primary microplastics from sources such as tire abrasion, shedding of textile fibers, pellets production and paint. It is expected that in 2024 this country will be responsible for releasing into the environment an average of

1 062 tons of microplastics in waterways.



In addition, plastic production and processing involve the use of additives, which can have harmful impacts on ecosystems and human health if they leak into the environment due to waste mismanagement. It is anticipated that in 2024, plastic waste mismanagement in this country will result in the release into waterways of

75 tons of chemical additives pollution.

*The Mismanaged Waste Index is the share of plastic waste generated by a country that is mismanaged

Spain

Overshoot Day, or the date when the amount of plastic waste outweighs this country's ability to manage it, with environmental pollution occurring as a result, is:

29 November 2025

Plastic Overshoot Day is determined by a country's Mismanaged Waste Index*, which in this case is...

8.70%

In 2024, the world will experience **117 days** of plastic overshoot. This country will contribute to this overshoot by

8 hours 30 minutes

The Mismanaged Waste Index, or MWI, is

Low

The expected mismanaged waste in 2024 will be

183 698 tons of plastic

The country's annual per capita plastic waste production is

44 kg per capita per year

which is considered

Medium

The total plastic waste produced in this country is

2 111 050 tons of plastic

The amount of plastic waste EXPORTED by the country is

136 727 tons of plastic

which represents

6.3% of its total waste

This relative export is considered

High

The amount of plastic waste IMPORTED by the country is

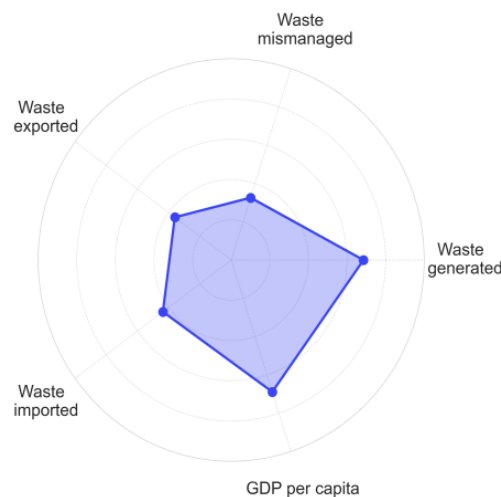
208 792 tons of plastic

which represents

9.7% of its total waste

This relative import is considered

High



As per the Plastic Overshoot Day archetypes, this country is classified as one of:

The Overloaders

The Overloaders are high plastic waste generators, who export a significant amount of their waste. Their waste is well managed. Unlike the similarly high-consuming Transactors, the Overloaders import less waste than they export. This imbalance therefore overloads the waste management systems of other countries, likely creating mismanagement issues in countries where Overloaders send their plastic waste.

Recommendations for driving necessary changes to mitigate plastic pollution and postpone the Overshoot Day in this country:

Reduce plastic consumption.

Become circular.



Plastic pollution is caused not only by the improper disposal of plastic products but also by the release of primary microplastics from sources such as tire abrasion, shedding of textile fibers, pellets production and paint. It is expected that in 2024 this country will be responsible for releasing into the environment an average of

38 073 tons of microplastics in waterways.



In addition, plastic production and processing involve the use of additives, which can have harmful impacts on ecosystems and human health if they leak into the environment due to waste mismanagement. It is anticipated that in 2024, plastic waste mismanagement in this country will result in the release into waterways of

778 tons of chemical additives pollution.

*The Mismanaged Waste Index is the share of plastic waste generated by a country that is mismanaged

Sri Lanka

Overshoot Day, or the date when the amount of plastic waste outweighs this country's ability to manage it, with environmental pollution occurring as a result, is:

15 February 2025

Plastic Overshoot Day is determined by a country's Mismanaged Waste Index*, which in this case is...

87.19%

In 2024, the world will experience **117 days** of plastic overshoot. This country will contribute to this overshoot by

9 hours 16 minutes

The Mismanaged Waste Index, or MWI, is

Very high

The expected mismanaged waste in 2024 will be

226 938 tons of plastic

The country's annual per capita plastic waste production is

12 kg per capita per year

which is considered

Low

The total plastic waste produced in this country is

260 265 tons of plastic

The amount of plastic waste EXPORTED by the country is

226 tons of plastic

which represents

0.1% of its total waste

This relative export is considered

Low

The amount of plastic waste IMPORTED by the country is

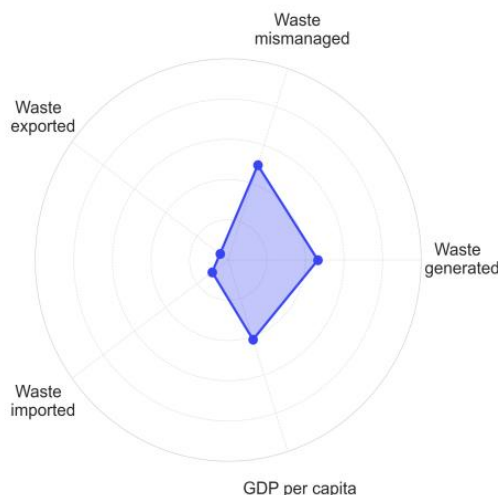
5 591 tons of plastic

which represents

2.1% of its total waste

This relative import is considered

Medium



As per the Plastic Overshoot Day archetypes, this country is classified as one of:

The Low-Waste-Producing Polluters

Despite their low waste production levels, the Low-Waste-Producing Polluters contribute to plastic pollution levels due to their poor waste management practices. Depending on the size of the population, some countries can be large contributors to the global pollution.

Recommendations for driving necessary changes to mitigate plastic pollution and postpone the Overshoot Day in this country:

Develop local waste management infrastructure.

Invest in waste management policies like EPR.



Plastic pollution is caused not only by the improper disposal of plastic products but also by the release of primary microplastics from sources such as tire abrasion, shedding of textile fibers, pellets production and paint. It is expected that in 2024 this country will be responsible for releasing into the environment an average of

5 426 tons of microplastics in waterways.



In addition, plastic production and processing involve the use of additives, which can have harmful impacts on ecosystems and human health if they leak into the environment due to waste mismanagement. It is anticipated that in 2024, plastic waste mismanagement in this country will result in the release into waterways of

962 tons of chemical additives pollution.

*The Mismanaged Waste Index is the share of plastic waste generated by a country that is mismanaged

St. Kitts and Nevis

Overshoot Day, or the date when the amount of plastic waste outweighs this country's ability to manage it, with environmental pollution occurring as a result, is:

09 December 2025

Plastic Overshoot Day is determined by a country's Mismanaged Waste Index*, which in this case is...

5.85%

In 2024, the world will experience **117 days** of plastic overshoot. This country will contribute to this overshoot by

0 minutes

The Mismanaged Waste Index, or MWI, is

Low

The expected mismanaged waste in 2024 will be

58 tons of plastic

The country's annual per capita plastic waste production is

21 kg per capita per year

which is considered

Medium

The total plastic waste produced in this country is

996 tons of plastic

The amount of plastic waste EXPORTED by the country is

0 tons of plastic

which represents

0.0% of its total waste

This relative export is considered

Low

The amount of plastic waste IMPORTED by the country is

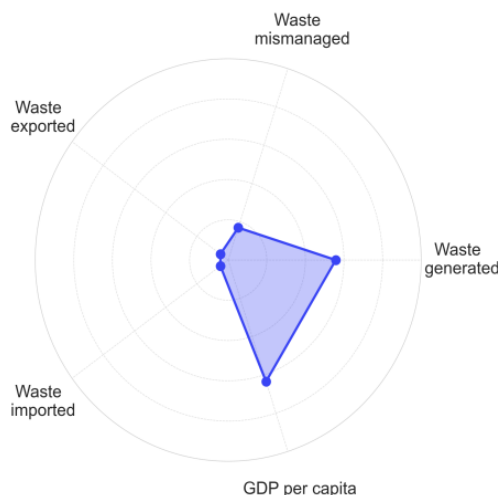
0 tons of plastic

which represents

0.0% of its total waste

This relative import is considered

Low



As per the Plastic Overshoot Day archetypes, this country is classified as one of:

The Self-Sustainers

The Self-Sustainers are moderate plastic waste generators per capita that can to some extent manage their waste internally, although improvements are needed for some of them.

Recommendations for driving necessary changes to mitigate plastic pollution and postpone the Overshoot Day in this country:

Reduce plastic production and use.

Develop local waste management infrastructure.

Become circular.



Plastic pollution is caused not only by the improper disposal of plastic products but also by the release of primary microplastics from sources such as tire abrasion, shedding of textile fibers, pellets production and paint. It is expected that in 2024 this country will be responsible for releasing into the environment an average of

1 036 tons of microplastics in waterways.



In addition, plastic production and processing involve the use of additives, which can have harmful impacts on ecosystems and human health if they leak into the environment due to waste mismanagement. It is anticipated that in 2024, plastic waste mismanagement in this country will result in the release into waterways of

0 tons of chemical additives pollution.

*The Mismanaged Waste Index is the share of plastic waste generated by a country that is mismanaged

St. Lucia

Overshoot Day, or the date when the amount of plastic waste outweighs this country's ability to manage it, with environmental pollution occurring as a result, is:

01 October 2025

Plastic Overshoot Day is determined by a country's Mismanaged Waste Index*, which in this case is...

24.72%

In 2024, the world will experience **117 days** of plastic overshoot. This country will contribute to this overshoot by

2 minutes

The Mismanaged Waste Index, or MWI, is

Medium

The expected mismanaged waste in 2024 will be

788 tons of plastic

The country's annual per capita plastic waste production is

18 kg per capita per year

which is considered

Medium

The total plastic waste produced in this country is

3 186 tons of plastic

The amount of plastic waste EXPORTED by the country is

0 tons of plastic

which represents

0.0% of its total waste

This relative export is considered

Low

The amount of plastic waste IMPORTED by the country is

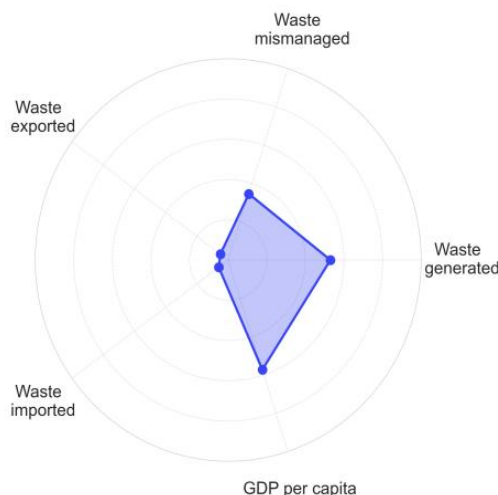
9 tons of plastic

which represents

0.3% of its total waste

This relative import is considered

Low



As per the Plastic Overshoot Day archetypes, this country is classified as one of:

The Self-Sustainers

The Self-Sustainers are moderate plastic waste generators per capita that can to some extent manage their waste internally, although improvements are needed for some of them.

Recommendations for driving necessary changes to mitigate plastic pollution and postpone the Overshoot Day in this country:

Reduce plastic production and use.

Develop local waste management infrastructure.

Become circular.



Plastic pollution is caused not only by the improper disposal of plastic products but also by the release of primary microplastics from sources such as tire abrasion, shedding of textile fibers, pellets production and paint. It is expected that in 2024 this country will be responsible for releasing into the environment an average of

474 tons of microplastics in waterways.



In addition, plastic production and processing involve the use of additives, which can have harmful impacts on ecosystems and human health if they leak into the environment due to waste mismanagement. It is anticipated that in 2024, plastic waste mismanagement in this country will result in the release into waterways of

3 tons of chemical additives pollution.

*The Mismanaged Waste Index is the share of plastic waste generated by a country that is mismanaged

St. Martin (French part)

Overshoot Day, or the date when the amount of plastic waste outweighs this country's ability to manage it, with environmental pollution occurring as a result, is:

14 October 2025

Plastic Overshoot Day is determined by a country's Mismanaged Waste Index*, which in this case is...

21.23%

In 2024, the world will experience **117 days** of plastic overshoot. This country will contribute to this overshoot by

1 minutes

The Mismanaged Waste Index, or MWI, is

Medium

The expected mismanaged waste in 2024 will be

422 tons of plastic

The country's annual per capita plastic waste production is

62 kg per capita per year

which is considered

High

The total plastic waste produced in this country is

1 990 tons of plastic

The amount of plastic waste EXPORTED by the country is

0 tons of plastic

which represents

0.0% of its total waste

This relative export is considered

Low

The amount of plastic waste IMPORTED by the country is

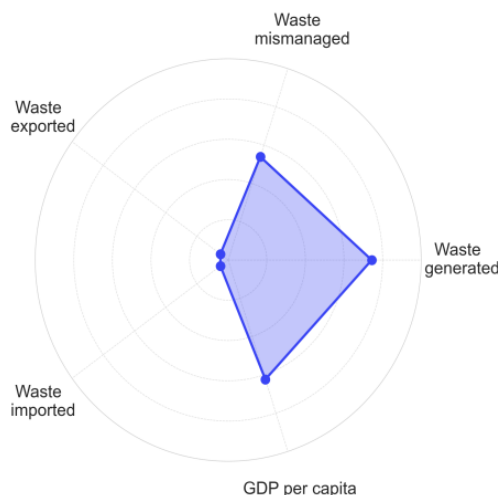
0 tons of plastic

which represents

0.0% of its total waste

This relative import is considered

Low



As per the Plastic Overshoot Day archetypes, this country is classified as one of:

The Overloaders

The Overloaders are high plastic waste generators, who export a significant amount of their waste. Their waste is well managed. Unlike the similarly high-consuming Transactors, the Overloaders import less waste than they export. This imbalance therefore overloads the waste management systems of other countries, likely creating mismanagement issues in countries where Overloaders send their plastic waste.

Recommendations for driving necessary changes to mitigate plastic pollution and postpone the Overshoot Day in this country:

Reduce plastic consumption.

Become circular.



Plastic pollution is caused not only by the improper disposal of plastic products but also by the release of primary microplastics from sources such as tire abrasion, shedding of textile fibers, pellets production and paint. It is expected that in 2024 this country will be responsible for releasing into the environment an average of

1 032 tons of microplastics in waterways.



In addition, plastic production and processing involve the use of additives, which can have harmful impacts on ecosystems and human health if they leak into the environment due to waste mismanagement. It is anticipated that in 2024, plastic waste mismanagement in this country will result in the release into waterways of

2 tons of chemical additives pollution.

*The Mismanaged Waste Index is the share of plastic waste generated by a country that is mismanaged

St. Vincent and the Grenadines

Overshoot Day, or the date when the amount of plastic waste outweighs this country's ability to manage it, with environmental pollution occurring as a result, is:

15 September 2025

Plastic Overshoot Day is determined by a country's Mismanaged Waste Index*, which in this case is...

29.24%

In 2024, the world will experience **117 days** of plastic overshoot. This country will contribute to this overshoot by

1 minutes

The Mismanaged Waste Index, or MWI, is

Medium

The expected mismanaged waste in 2024 will be

395 tons of plastic

The country's annual per capita plastic waste production is

13 kg per capita per year

which is considered

Low

The total plastic waste produced in this country is

1351 tons of plastic

The amount of plastic waste EXPORTED by the country is

0 tons of plastic

which represents

0.0% of its total waste

This relative export is considered

Low

The amount of plastic waste IMPORTED by the country is

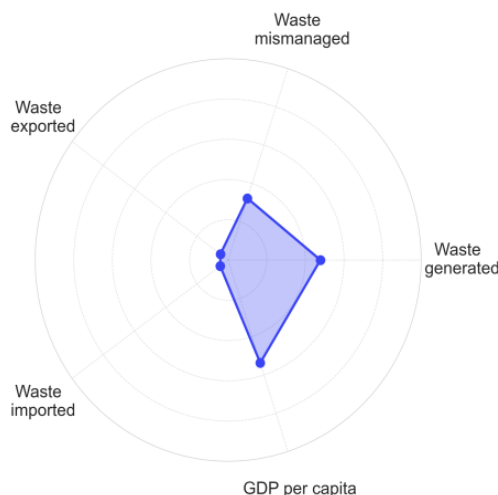
1 tons of plastic

which represents

0.0% of its total waste

This relative import is considered

Low



As per the Plastic Overshoot Day archetypes, this country is classified as one of:

The Self-Sustainers

The Self-Sustainers are moderate plastic waste generators per capita that can to some extent manage their waste internally, although improvements are needed for some of them.

Recommendations for driving necessary changes to mitigate plastic pollution and postpone the Overshoot Day in this country:

Reduce plastic production and use.

Develop local waste management infrastructure.

Become circular.



Plastic pollution is caused not only by the improper disposal of plastic products but also by the release of primary microplastics from sources such as tire abrasion, shedding of textile fibers, pellets production and paint. It is expected that in 2024 this country will be responsible for releasing into the environment an average of

461 tons of microplastics in waterways.



In addition, plastic production and processing involve the use of additives, which can have harmful impacts on ecosystems and human health if they leak into the environment due to waste mismanagement. It is anticipated that in 2024, plastic waste mismanagement in this country will result in the release into waterways of

2 tons of chemical additives pollution.

*The Mismanaged Waste Index is the share of plastic waste generated by a country that is mismanaged

Sudan

Overshoot Day, or the date when the amount of plastic waste outweighs this country's ability to manage it, with environmental pollution occurring as a result, is:

20 March 2025

Plastic Overshoot Day is determined by a country's Mismanaged Waste Index*, which in this case is...

78.29%

In 2024, the world will experience **117 days** of plastic overshoot. This country will contribute to this overshoot by

5 hours 39 minutes

The Mismanaged Waste Index, or MWI, is

Very high

The expected mismanaged waste in 2024 will be

113 761 tons of plastic

The country's annual per capita plastic waste production is

3 kg per capita per year

which is considered

Low

The total plastic waste produced in this country is

145 299 tons of plastic

The amount of plastic waste EXPORTED by the country is

4 624 tons of plastic

which represents

3.1% of its total waste

This relative export is considered

High

The amount of plastic waste IMPORTED by the country is

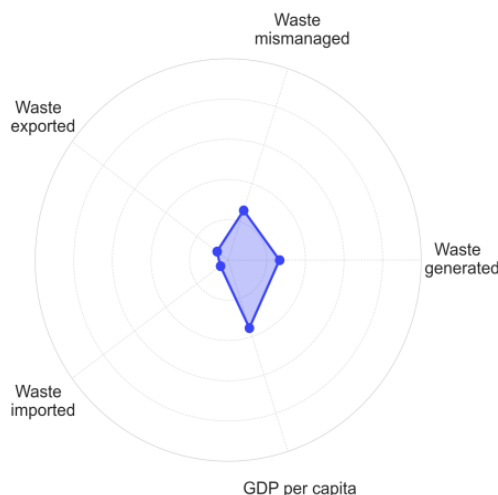
4 tons of plastic

which represents

0.0% of its total waste

This relative import is considered

Low



As per the Plastic Overshoot Day archetypes, this country is classified as one of:

The Low-Waste-Producing Polluters

Despite their low waste production levels, the Low-Waste-Producing Polluters contribute to plastic pollution levels due to their poor waste management practices. Depending on the size of the population, some countries can be large contributors to the global pollution.

Recommendations for driving necessary changes to mitigate plastic pollution and postpone the Overshoot Day in this country:

Develop local waste management infrastructure.

Invest in waste management policies like EPR.



Plastic pollution is caused not only by the improper disposal of plastic products but also by the release of primary microplastics from sources such as tire abrasion, shedding of textile fibers, pellets production and paint. It is expected that in 2024 this country will be responsible for releasing into the environment an average of

5 231 tons of microplastics in waterways.



In addition, plastic production and processing involve the use of additives, which can have harmful impacts on ecosystems and human health if they leak into the environment due to waste mismanagement. It is anticipated that in 2024, plastic waste mismanagement in this country will result in the release into waterways of

482 tons of chemical additives pollution.

*The Mismanaged Waste Index is the share of plastic waste generated by a country that is mismanaged

Suriname

Overshoot Day, or the date when the amount of plastic waste outweighs this country's ability to manage it, with environmental pollution occurring as a result, is:

06 February 2025

Plastic Overshoot Day is determined by a country's Mismanaged Waste Index*, which in this case is...

89.59%

In 2024, the world will experience **117 days** of plastic overshoot. This country will contribute to this overshoot by

30 minutes

The Mismanaged Waste Index, or MWI, is

Very high

The expected mismanaged waste in 2024 will be

12 214 tons of plastic

The country's annual per capita plastic waste production is

22 kg per capita per year

which is considered

Medium

The total plastic waste produced in this country is

13 633 tons of plastic

The amount of plastic waste EXPORTED by the country is

284 tons of plastic

which represents

2.0% of its total waste

This relative export is considered

Medium

The amount of plastic waste IMPORTED by the country is

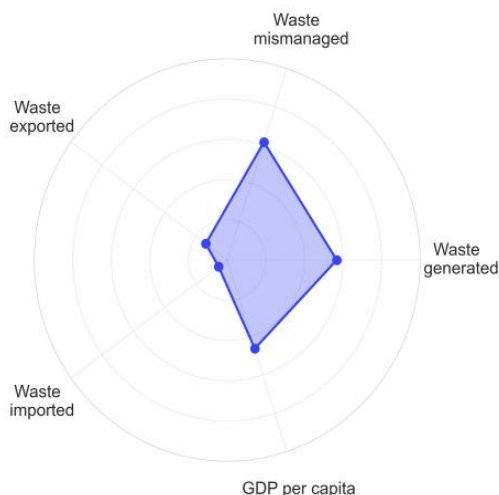
14 tons of plastic

which represents

0.1% of its total waste

This relative import is considered

Low



As per the Plastic Overshoot Day archetypes, this country is classified as one of:

The Low-Waste-Producing Polluters

Despite their low waste production levels, the Low-Waste-Producing Polluters contribute to plastic pollution levels due to their poor waste management practices. Depending on the size of the population, some countries can be large contributors to the global pollution.

Recommendations for driving necessary changes to mitigate plastic pollution and postpone the Overshoot Day in this country:

Develop local waste management infrastructure.

Invest in waste management policies like EPR.



Plastic pollution is caused not only by the improper disposal of plastic products but also by the release of primary microplastics from sources such as tire abrasion, shedding of textile fibers, pellets production and paint. It is expected that in 2024 this country will be responsible for releasing into the environment an average of

544 tons of microplastics in waterways.



In addition, plastic production and processing involve the use of additives, which can have harmful impacts on ecosystems and human health if they leak into the environment due to waste mismanagement. It is anticipated that in 2024, plastic waste mismanagement in this country will result in the release into waterways of

52 tons of chemical additives pollution.

*The Mismanaged Waste Index is the share of plastic waste generated by a country that is mismanaged

Sweden

Overshoot Day, or the date when the amount of plastic waste outweighs this country's ability to manage it, with environmental pollution occurring as a result, is:

09 December 2025

Plastic Overshoot Day is determined by a country's Mismanaged Waste Index*, which in this case is...

5.86%

In 2024, the world will experience **117 days** of plastic overshoot. This country will contribute to this overshoot by

1 hour 30 minutes

The Mismanaged Waste Index, or MWI, is

Low

The expected mismanaged waste in 2024 will be

36 519 tons of plastic

The country's annual per capita plastic waste production is

60 kg per capita per year

which is considered

High

The total plastic waste produced in this country is

622 857 tons of plastic

The amount of plastic waste EXPORTED by the country is

104 476 tons of plastic

which represents

16.4% of its total waste

This relative export is considered

Very high

The amount of plastic waste IMPORTED by the country is

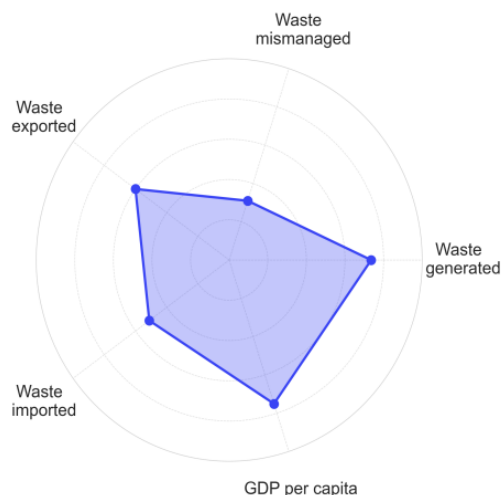
67 598 tons of plastic

which represents

10.6% of its total waste

This relative import is considered

Very high



As per the Plastic Overshoot Day archetypes, this country is classified as one of:

The Overloaders

The Overloaders are high plastic waste generators, who export a significant amount of their waste. Their waste is well managed. Unlike the similarly high-consuming Transactors, the Overloaders import less waste than they export. This imbalance therefore overloads the waste management systems of other countries, likely creating mismanagement issues in countries where Overloaders send their plastic waste.

Recommendations for driving necessary changes to mitigate plastic pollution and postpone the Overshoot Day in this country:

Reduce plastic consumption.

Become circular.



Plastic pollution is caused not only by the improper disposal of plastic products but also by the release of primary microplastics from sources such as tire abrasion, shedding of textile fibers, pellets production and paint. It is expected that in 2024 this country will be responsible for releasing into the environment an average of

8 939 tons of microplastics in waterways.



In addition, plastic production and processing involve the use of additives, which can have harmful impacts on ecosystems and human health if they leak into the environment due to waste mismanagement. It is anticipated that in 2024, plastic waste mismanagement in this country will result in the release into waterways of

155 tons of chemical additives pollution.

*The Mismanaged Waste Index is the share of plastic waste generated by a country that is mismanaged

Switzerland

Overshoot Day, or the date when the amount of plastic waste outweighs this country's ability to manage it, with environmental pollution occurring as a result, is:

11 December 2025

Plastic Overshoot Day is determined by a country's Mismanaged Waste Index*, which in this case is...

5.21%

In 2024, the world will experience **117 days** of plastic overshoot. This country will contribute to this overshoot by

1 hours 1 minutes

The Mismanaged Waste Index, or MWI, is

Low

The expected mismanaged waste in 2024 will be

24 837 tons of plastic

The country's annual per capita plastic waste production is

55 kg per capita per year

which is considered

High

The total plastic waste produced in this country is

476 660 tons of plastic

The amount of plastic waste EXPORTED by the country is

90 759 tons of plastic

which represents

18.6% of its total waste

This relative export is considered

Very high

The amount of plastic waste IMPORTED by the country is

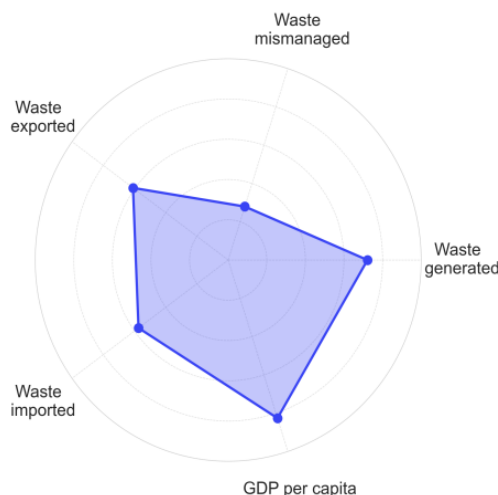
76 442 tons of plastic

which represents

15.7% of its total waste

This relative import is considered

Very high



As per the Plastic Overshoot Day archetypes, this country is classified as one of:

The Overloaders

The Overloaders are high plastic waste generators, who export a significant amount of their waste. Their waste is well managed. Unlike the similarly high-consuming Transactors, the Overloaders import less waste than they export. This imbalance therefore overloads the waste management systems of other countries, likely creating mismanagement issues in countries where Overloaders send their plastic waste.

Recommendations for driving necessary changes to mitigate plastic pollution and postpone the Overshoot Day in this country:

Reduce plastic consumption.

Become circular.



Plastic pollution is caused not only by the improper disposal of plastic products but also by the release of primary microplastics from sources such as tire abrasion, shedding of textile fibers, pellets production and paint. It is expected that in 2024 this country will be responsible for releasing into the environment an average of

6 896 tons of microplastics in waterways.



In addition, plastic production and processing involve the use of additives, which can have harmful impacts on ecosystems and human health if they leak into the environment due to waste mismanagement. It is anticipated that in 2024, plastic waste mismanagement in this country will result in the release into waterways of

105 tons of chemical additives pollution.

*The Mismanaged Waste Index is the share of plastic waste generated by a country that is mismanaged

Syrian Arab Republic

Overshoot Day, or the date when the amount of plastic waste outweighs this country's ability to manage it, with environmental pollution occurring as a result, is:

23 February 2025

Plastic Overshoot Day is determined by a country's Mismanaged Waste Index*, which in this case is...

85.10%

In 2024, the world will experience **117 days** of plastic overshoot. This country will contribute to this overshoot by

4 hours 51 minutes

The Mismanaged Waste Index, or MWI, is

Very high

The expected mismanaged waste in 2024 will be

94 183 tons of plastic

The country's annual per capita plastic waste production is

5 kg per capita per year

which is considered

Low

The total plastic waste produced in this country is

110 672 tons of plastic

The amount of plastic waste EXPORTED by the country is

603 tons of plastic

which represents

0.5% of its total waste

This relative export is considered

Low

The amount of plastic waste IMPORTED by the country is

89 tons of plastic

which represents

0.1% of its total waste

This relative import is considered

Low



As per the Plastic Overshoot Day archetypes, this country is classified as one of:

The Low-Waste-Producing Polluters

Despite their low waste production levels, the Low-Waste-Producing Polluters contribute to plastic pollution levels due to their poor waste management practices. Depending on the size of the population, some countries can be large contributors to the global pollution.

Recommendations for driving necessary changes to mitigate plastic pollution and postpone the Overshoot Day in this country:

Develop local waste management infrastructure.

Invest in waste management policies like EPR.



Plastic pollution is caused not only by the improper disposal of plastic products but also by the release of primary microplastics from sources such as tire abrasion, shedding of textile fibers, pellets production and paint. It is expected that in 2024 this country will be responsible for releasing into the environment an average of

2 146 tons of microplastics in waterways.



In addition, plastic production and processing involve the use of additives, which can have harmful impacts on ecosystems and human health if they leak into the environment due to waste mismanagement. It is anticipated that in 2024, plastic waste mismanagement in this country will result in the release into waterways of

399 tons of chemical additives pollution.

*The Mismanaged Waste Index is the share of plastic waste generated by a country that is mismanaged

Taiwan

Overshoot Day, or the date when the amount of plastic waste outweighs this country's ability to manage it, with environmental pollution occurring as a result, is:

14 December 2025

Plastic Overshoot Day is determined by a country's Mismanaged Waste Index*, which in this case is...

4.49%

In 2024, the world will experience **117 days** of plastic overshoot. This country will contribute to this overshoot by

3 hours 55 minutes

The Mismanaged Waste Index, or MWI, is

Low

The expected mismanaged waste in 2024 will be

71 378 tons of plastic

The country's annual per capita plastic waste production is

67 kg per capita per year

which is considered

High

The total plastic waste produced in this country is

1 589 704 tons of plastic

The amount of plastic waste EXPORTED by the country is

0 tons of plastic

which represents

0.0% of its total waste

This relative export is considered

Low

The amount of plastic waste IMPORTED by the country is

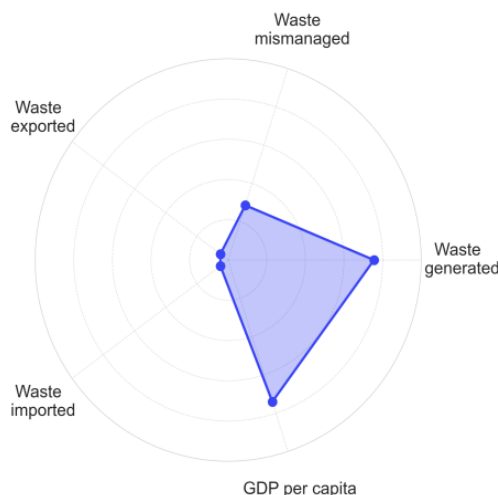
0 tons of plastic

which represents

0.0% of its total waste

This relative import is considered

Low



As per the Plastic Overshoot Day archetypes, this country is classified as one of:

The Overloaders

The Overloaders are high plastic waste generators, who export a significant amount of their waste. Their waste is well managed. Unlike the similarly high-consuming Transactors, the Overloaders import less waste than they export. This imbalance therefore overloads the waste management systems of other countries, likely creating mismanagement issues in countries where Overloaders send their plastic waste.

Recommendations for driving necessary changes to mitigate plastic pollution and postpone the Overshoot Day in this country:

Reduce plastic consumption.

Become circular.



Plastic pollution is caused not only by the improper disposal of plastic products but also by the release of primary microplastics from sources such as tire abrasion, shedding of textile fibers, pellets production and paint. It is expected that in 2024 this country will be responsible for releasing into the environment an average of

26 363 tons of microplastics in waterways.



In addition, plastic production and processing involve the use of additives, which can have harmful impacts on ecosystems and human health if they leak into the environment due to waste mismanagement. It is anticipated that in 2024, plastic waste mismanagement in this country will result in the release into waterways of

302 tons of chemical additives pollution.

*The Mismanaged Waste Index is the share of plastic waste generated by a country that is mismanaged

Tajikistan

Overshoot Day, or the date when the amount of plastic waste outweighs this country's ability to manage it, with environmental pollution occurring as a result, is:

14 February 2025

Plastic Overshoot Day is determined by a country's Mismanaged Waste Index*, which in this case is...

87.52%

In 2024, the world will experience **117 days** of plastic overshoot. This country will contribute to this overshoot by

2 hours 36 minutes

The Mismanaged Waste Index, or MWI, is

Very high

The expected mismanaged waste in 2024 will be

39 223 tons of plastic

The country's annual per capita plastic waste production is

5 kg per capita per year

which is considered

Low

The total plastic waste produced in this country is

44 814 tons of plastic

The amount of plastic waste EXPORTED by the country is

1 037 tons of plastic

which represents

2.3% of its total waste

This relative export is considered

Medium

The amount of plastic waste IMPORTED by the country is

1 456 tons of plastic

which represents

3.2% of its total waste

This relative import is considered

High



As per the Plastic Overshoot Day archetypes, this country is classified as one of:

The Low-Waste-Producing Polluters

Despite their low waste production levels, the Low-Waste-Producing Polluters contribute to plastic pollution levels due to their poor waste management practices. Depending on the size of the population, some countries can be large contributors to the global pollution.

Recommendations for driving necessary changes to mitigate plastic pollution and postpone the Overshoot Day in this country:

Develop local waste management infrastructure.

Invest in waste management policies like EPR.



Plastic pollution is caused not only by the improper disposal of plastic products but also by the release of primary microplastics from sources such as tire abrasion, shedding of textile fibers, pellets production and paint. It is expected that in 2024 this country will be responsible for releasing into the environment an average of

1 988 tons of microplastics in waterways.



In addition, plastic production and processing involve the use of additives, which can have harmful impacts on ecosystems and human health if they leak into the environment due to waste mismanagement. It is anticipated that in 2024, plastic waste mismanagement in this country will result in the release into waterways of

166 tons of chemical additives pollution.

*The Mismanaged Waste Index is the share of plastic waste generated by a country that is mismanaged

Tanzania

Overshoot Day, or the date when the amount of plastic waste outweighs this country's ability to manage it, with environmental pollution occurring as a result, is:

03 February 2025

Plastic Overshoot Day is determined by a country's Mismanaged Waste Index*, which in this case is...

90.46%

In 2024, the world will experience **117 days** of plastic overshoot. This country will contribute to this overshoot by

12 hours 23 minutes

The Mismanaged Waste Index, or MWI, is

Very high

The expected mismanaged waste in 2024 will be

303 118 tons of plastic

The country's annual per capita plastic waste production is

5 kg per capita per year

which is considered

Low

The total plastic waste produced in this country is

335 088 tons of plastic

The amount of plastic waste EXPORTED by the country is

17 400 tons of plastic

which represents

5.1% of its total waste

This relative export is considered

High

The amount of plastic waste IMPORTED by the country is

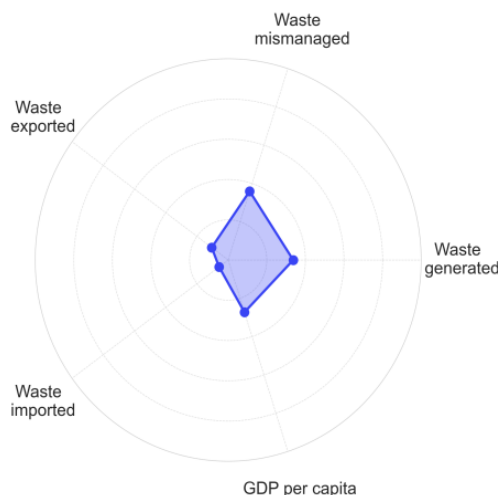
2 324 tons of plastic

which represents

0.7% of its total waste

This relative import is considered

Low



As per the Plastic Overshoot Day archetypes, this country is classified as one of:

The Low-Waste-Producing Polluters

Despite their low waste production levels, the Low-Waste-Producing Polluters contribute to plastic pollution levels due to their poor waste management practices. Depending on the size of the population, some countries can be large contributors to the global pollution.

Recommendations for driving necessary changes to mitigate plastic pollution and postpone the Overshoot Day in this country:

Develop local waste management infrastructure.

Invest in waste management policies like EPR.



Plastic pollution is caused not only by the improper disposal of plastic products but also by the release of primary microplastics from sources such as tire abrasion, shedding of textile fibers, pellets production and paint. It is expected that in 2024 this country will be responsible for releasing into the environment an average of

6 399 tons of microplastics in waterways.



In addition, plastic production and processing involve the use of additives, which can have harmful impacts on ecosystems and human health if they leak into the environment due to waste mismanagement. It is anticipated that in 2024, plastic waste mismanagement in this country will result in the release into waterways of

1 284 tons of chemical additives pollution.

*The Mismanaged Waste Index is the share of plastic waste generated by a country that is mismanaged

Thailand

Overshoot Day, or the date when the amount of plastic waste outweighs this country's ability to manage it, with environmental pollution occurring as a result, is:

27 July 2025

Plastic Overshoot Day is determined by a country's Mismanaged Waste Index*, which in this case is...

42.98%

In 2024, the world will experience **117 days** of plastic overshoot. This country will contribute to this overshoot by

2 days 8 hours 21 minutes

The Mismanaged Waste Index, or MWI, is

High

The expected mismanaged waste in 2024 will be

1 378 996 tons of plastic

The country's annual per capita plastic waste production is

45 kg per capita per year

which is considered

Medium

The total plastic waste produced in this country is

3 208 804 tons of plastic

The amount of plastic waste EXPORTED by the country is

80 315 tons of plastic

which represents

2.4% of its total waste

This relative export is considered

Medium

The amount of plastic waste IMPORTED by the country is

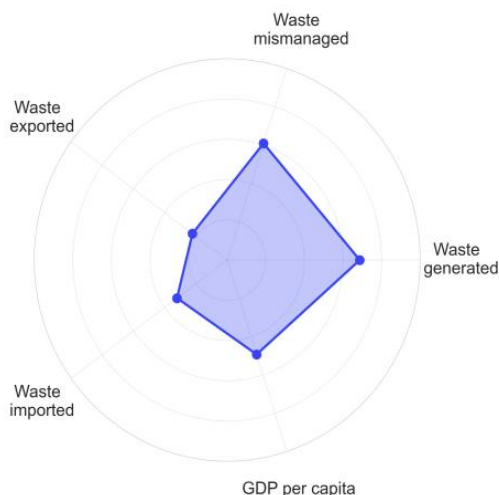
161 666 tons of plastic

which represents

4.9% of its total waste

This relative import is considered

High



As per the Plastic Overshoot Day archetypes, this country is classified as one of:

The Moderate Polluters

On average, the Moderate Polluters tend to have a medium plastic waste generation level. Half of them export some of their waste. These countries do not effectively manage their waste and negative environmental impacts result both domestically and in the countries receiving the waste.

Recommendations for driving necessary changes to mitigate plastic pollution and postpone the Overshoot Day in this country:

Develop local waste management infrastructure.

Reduce plastic production and use.

Invest in waste management policies like EPR.



Plastic pollution is caused not only by the improper disposal of plastic products but also by the release of primary microplastics from sources such as tire abrasion, shedding of textile fibers, pellets production and paint. It is expected that in 2024 this country will be responsible for releasing into the environment an average of

40 072 tons of microplastics in waterways.



In addition, plastic production and processing involve the use of additives, which can have harmful impacts on ecosystems and human health if they leak into the environment due to waste mismanagement. It is anticipated that in 2024, plastic waste mismanagement in this country will result in the release into waterways of

5 843 tons of chemical additives pollution.

*The Mismanaged Waste Index is the share of plastic waste generated by a country that is mismanaged

Timor-Leste

Overshoot Day, or the date when the amount of plastic waste outweighs this country's ability to manage it, with environmental pollution occurring as a result, is:

01 March 2025

Plastic Overshoot Day is determined by a country's Mismanaged Waste Index*, which in this case is...

83.40%

In 2024, the world will experience **117 days** of plastic overshoot. This country will contribute to this overshoot by

12 minutes

The Mismanaged Waste Index, or MWI, is

Very high

The expected mismanaged waste in 2024 will be

4 885 tons of plastic

The country's annual per capita plastic waste production is

4 kg per capita per year

which is considered

Low

The total plastic waste produced in this country is

5 858 tons of plastic

The amount of plastic waste EXPORTED by the country is

0 tons of plastic

which represents

0.0% of its total waste

This relative export is considered

Low

The amount of plastic waste IMPORTED by the country is

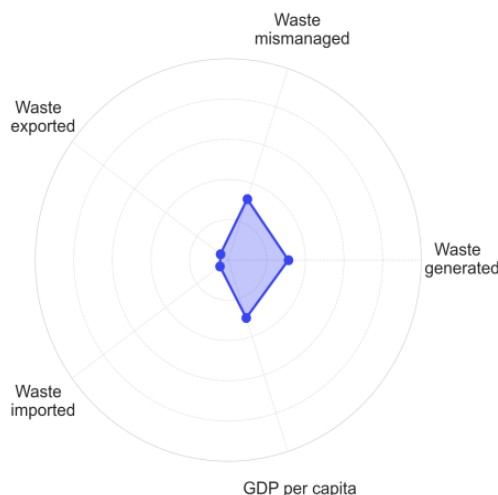
18 tons of plastic

which represents

0.3% of its total waste

This relative import is considered

Low



As per the Plastic Overshoot Day archetypes, this country is classified as one of:

The Low-Waste-Producing Polluters

Despite their low waste production levels, the Low-Waste-Producing Polluters contribute to plastic pollution levels due to their poor waste management practices. Depending on the size of the population, some countries can be large contributors to the global pollution.

Recommendations for driving necessary changes to mitigate plastic pollution and postpone the Overshoot Day in this country:

Develop local waste management infrastructure.

Invest in waste management policies like EPR.



Plastic pollution is caused not only by the improper disposal of plastic products but also by the release of primary microplastics from sources such as tire abrasion, shedding of textile fibers, pellets production and paint. It is expected that in 2024 this country will be responsible for releasing into the environment an average of

474 tons of microplastics in waterways.



In addition, plastic production and processing involve the use of additives, which can have harmful impacts on ecosystems and human health if they leak into the environment due to waste mismanagement. It is anticipated that in 2024, plastic waste mismanagement in this country will result in the release into waterways of

21 tons of chemical additives pollution.

*The Mismanaged Waste Index is the share of plastic waste generated by a country that is mismanaged

Togo

Overshoot Day, or the date when the amount of plastic waste outweighs this country's ability to manage it, with environmental pollution occurring as a result, is:

14 February 2025

Plastic Overshoot Day is determined by a country's Mismanaged Waste Index*, which in this case is...

87.49%

In 2024, the world will experience **117 days** of plastic overshoot. This country will contribute to this overshoot by

6 hours 32 minutes

The Mismanaged Waste Index, or MWI, is

Very high

The expected mismanaged waste in 2024 will be

135 562 tons of plastic

The country's annual per capita plastic waste production is

18 kg per capita per year

which is considered

Medium

The total plastic waste produced in this country is

154 952 tons of plastic

The amount of plastic waste EXPORTED by the country is

609 tons of plastic

which represents

0.4% of its total waste

This relative export is considered

Low

The amount of plastic waste IMPORTED by the country is

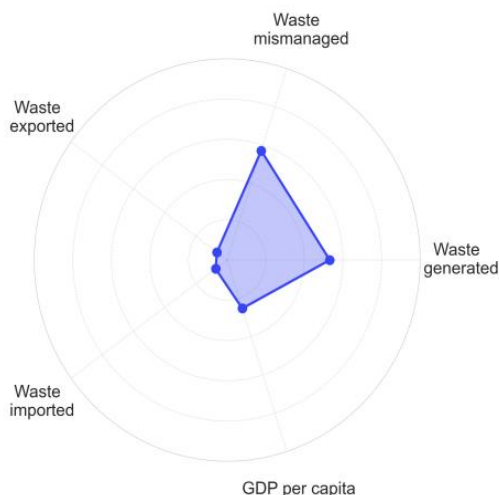
962 tons of plastic

which represents

0.6% of its total waste

This relative import is considered

Low



As per the Plastic Overshoot Day archetypes, this country is classified as one of:

The Low-Waste-Producing Polluters

Despite their low waste production levels, the Low-Waste-Producing Polluters contribute to plastic pollution levels due to their poor waste management practices. Depending on the size of the population, some countries can be large contributors to the global pollution.

Recommendations for driving necessary changes to mitigate plastic pollution and postpone the Overshoot Day in this country:

Develop local waste management infrastructure.

Invest in waste management policies like EPR.



Plastic pollution is caused not only by the improper disposal of plastic products but also by the release of primary microplastics from sources such as tire abrasion, shedding of textile fibers, pellets production and paint. It is expected that in 2024 this country will be responsible for releasing into the environment an average of

877 tons of microplastics in waterways.



In addition, plastic production and processing involve the use of additives, which can have harmful impacts on ecosystems and human health if they leak into the environment due to waste mismanagement. It is anticipated that in 2024, plastic waste mismanagement in this country will result in the release into waterways of

574 tons of chemical additives pollution.

*The Mismanaged Waste Index is the share of plastic waste generated by a country that is mismanaged

Tonga

Overshoot Day, or the date when the amount of plastic waste outweighs this country's ability to manage it, with environmental pollution occurring as a result, is:

29 April 2025

Plastic Overshoot Day is determined by a country's Mismanaged Waste Index*, which in this case is...

67.34%

In 2024, the world will experience **117 days** of plastic overshoot. This country will contribute to this overshoot by

4 minutes

The Mismanaged Waste Index, or MWI, is

Very high

The expected mismanaged waste in 2024 will be

1 593 tons of plastic

The country's annual per capita plastic waste production is

22 kg per capita per year

which is considered

Medium

The total plastic waste produced in this country is

2 365 tons of plastic

The amount of plastic waste EXPORTED by the country is

0 tons of plastic

which represents

0.0% of its total waste

This relative export is considered

Low

The amount of plastic waste IMPORTED by the country is

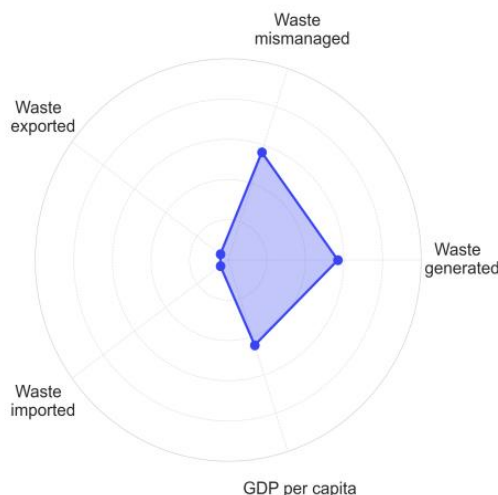
0 tons of plastic

which represents

0.0% of its total waste

This relative import is considered

Low



As per the Plastic Overshoot Day archetypes, this country is classified as one of:

The Moderate Polluters

On average, the Moderate Polluters tend to have a medium plastic waste generation level. Half of them export some of their waste. These countries do not effectively manage their waste and negative environmental impacts result both domestically and in the countries receiving the waste.

Recommendations for driving necessary changes to mitigate plastic pollution and postpone the Overshoot Day in this country:

Develop local waste management infrastructure.

Reduce plastic production and use.

Invest in waste management policies like EPR.



Plastic pollution is caused not only by the improper disposal of plastic products but also by the release of primary microplastics from sources such as tire abrasion, shedding of textile fibers, pellets production and paint. It is expected that in 2024 this country will be responsible for releasing into the environment an average of

471 tons of microplastics in waterways.



In addition, plastic production and processing involve the use of additives, which can have harmful impacts on ecosystems and human health if they leak into the environment due to waste mismanagement. It is anticipated that in 2024, plastic waste mismanagement in this country will result in the release into waterways of

7 tons of chemical additives pollution.

*The Mismanaged Waste Index is the share of plastic waste generated by a country that is mismanaged

Trinidad and Tobago

Overshoot Day, or the date when the amount of plastic waste outweighs this country's ability to manage it, with environmental pollution occurring as a result, is:

16 March 2025

Plastic Overshoot Day is determined by a country's Mismanaged Waste Index*, which in this case is...

79.40%

In 2024, the world will experience **117 days** of plastic overshoot. This country will contribute to this overshoot by

2 hours 55 minutes

The Mismanaged Waste Index, or MWI, is

Very high

The expected mismanaged waste in 2024 will be

46 766 tons of plastic

The country's annual per capita plastic waste production is

39 kg per capita per year

which is considered

Medium

The total plastic waste produced in this country is

58 901 tons of plastic

The amount of plastic waste EXPORTED by the country is

497 tons of plastic

which represents

0.8% of its total waste

This relative export is considered

Low

The amount of plastic waste IMPORTED by the country is

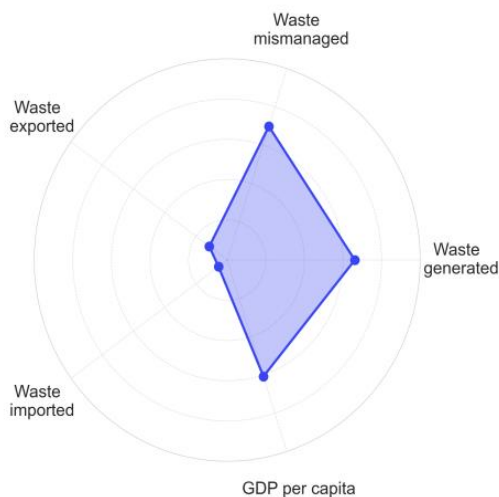
38 tons of plastic

which represents

0.1% of its total waste

This relative import is considered

Low



As per the Plastic Overshoot Day archetypes, this country is classified as one of:

The Moderate Polluters

On average, the Moderate Polluters tend to have a medium plastic waste generation level. Half of them export some of their waste. These countries do not effectively manage their waste and negative environmental impacts result both domestically and in the countries receiving the waste.

Recommendations for driving necessary changes to mitigate plastic pollution and postpone the Overshoot Day in this country:

Develop local waste management infrastructure.

Reduce plastic production and use.

Invest in waste management policies like EPR.



Plastic pollution is caused not only by the improper disposal of plastic products but also by the release of primary microplastics from sources such as tire abrasion, shedding of textile fibers, pellets production and paint. It is expected that in 2024 this country will be responsible for releasing into the environment an average of

1 391 tons of microplastics in waterways.



In addition, plastic production and processing involve the use of additives, which can have harmful impacts on ecosystems and human health if they leak into the environment due to waste mismanagement. It is anticipated that in 2024, plastic waste mismanagement in this country will result in the release into waterways of

198 tons of chemical additives pollution.

*The Mismanaged Waste Index is the share of plastic waste generated by a country that is mismanaged

Tunisia

Overshoot Day, or the date when the amount of plastic waste outweighs this country's ability to manage it, with environmental pollution occurring as a result, is:

27 June 2025

Plastic Overshoot Day is determined by a country's Mismanaged Waste Index*, which in this case is...

51.20%

In 2024, the world will experience **117 days** of plastic overshoot. This country will contribute to this overshoot by

5 hours 2 minutes

The Mismanaged Waste Index, or MWI, is

High

The expected mismanaged waste in 2024 will be

123 339 tons of plastic

The country's annual per capita plastic waste production is

20 kg per capita per year

which is considered

Medium

The total plastic waste produced in this country is

240 899 tons of plastic

The amount of plastic waste EXPORTED by the country is

30 822 tons of plastic

which represents

12.5% of its total waste

This relative export is considered

Very high

The amount of plastic waste IMPORTED by the country is

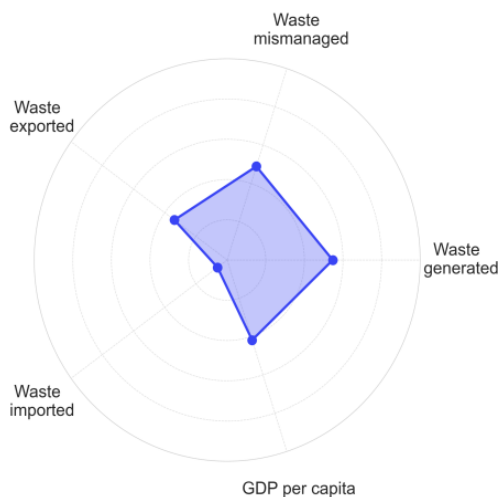
661 tons of plastic

which represents

0.3% of its total waste

This relative import is considered

Low



As per the Plastic Overshoot Day archetypes, this country is classified as one of:

The Moderate Polluters

On average, the Moderate Polluters tend to have a medium plastic waste generation level. Half of them export some of their waste. These countries do not effectively manage their waste and negative environmental impacts result both domestically and in the countries receiving the waste.

Recommendations for driving necessary changes to mitigate plastic pollution and postpone the Overshoot Day in this country:

Develop local waste management infrastructure.

Reduce plastic production and use.

Invest in waste management policies like EPR.



Plastic pollution is caused not only by the improper disposal of plastic products but also by the release of primary microplastics from sources such as tire abrasion, shedding of textile fibers, pellets production and paint. It is expected that in 2024 this country will be responsible for releasing into the environment an average of

1 517 tons of microplastics in waterways.



In addition, plastic production and processing involve the use of additives, which can have harmful impacts on ecosystems and human health if they leak into the environment due to waste mismanagement. It is anticipated that in 2024, plastic waste mismanagement in this country will result in the release into waterways of

523 tons of chemical additives pollution.

*The Mismanaged Waste Index is the share of plastic waste generated by a country that is mismanaged

Turkey

Overshoot Day, or the date when the amount of plastic waste outweighs this country's ability to manage it, with environmental pollution occurring as a result, is:

18 June 2025

Plastic Overshoot Day is determined by a country's Mismanaged Waste Index*, which in this case is...

53.46%

In 2024, the world will experience **117 days** of plastic overshoot. This country will contribute to this overshoot by

2 days 13 hours 25 minutes

The Mismanaged Waste Index, or MWI, is

High

The expected mismanaged waste in 2024 will be

1 502 803 tons of plastic

The country's annual per capita plastic waste production is

33 kg per capita per year

which is considered

Medium

The total plastic waste produced in this country is

2 810 873 tons of plastic

The amount of plastic waste EXPORTED by the country is

16 614 tons of plastic

which represents

0.6% of its total waste

This relative export is considered

Low

The amount of plastic waste IMPORTED by the country is

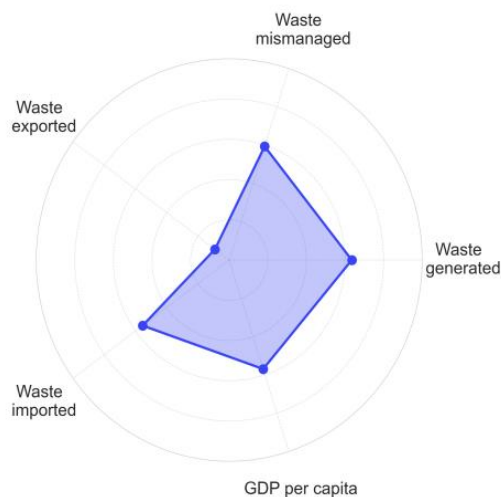
676 116 tons of plastic

which represents

23.5% of its total waste

This relative import is considered

Very high



As per the Plastic Overshoot Day archetypes, this country is classified as one of:

The Moderate Polluters

On average, the Moderate Polluters tend to have a medium plastic waste generation level. Half of them export some of their waste. These countries do not effectively manage their waste and negative environmental impacts result both domestically and in the countries receiving the waste.

Recommendations for driving necessary changes to mitigate plastic pollution and postpone the Overshoot Day in this country:

Develop local waste management infrastructure.

Reduce plastic production and use.

Invest in waste management policies like EPR.



Plastic pollution is caused not only by the improper disposal of plastic products but also by the release of primary microplastics from sources such as tire abrasion, shedding of textile fibers, pellets production and paint. It is expected that in 2024 this country will be responsible for releasing into the environment an average of

17 580 tons of microplastics in waterways.



In addition, plastic production and processing involve the use of additives, which can have harmful impacts on ecosystems and human health if they leak into the environment due to waste mismanagement. It is anticipated that in 2024, plastic waste mismanagement in this country will result in the release into waterways of

6 367 tons of chemical additives pollution.

*The Mismanaged Waste Index is the share of plastic waste generated by a country that is mismanaged

Turkmenistan

Overshoot Day, or the date when the amount of plastic waste outweighs this country's ability to manage it, with environmental pollution occurring as a result, is:

18 August 2025

Plastic Overshoot Day is determined by a country's Mismanaged Waste Index*, which in this case is...

36.85%

In 2024, the world will experience **117 days** of plastic overshoot. This country will contribute to this overshoot by

1 hours 18 minutes

The Mismanaged Waste Index, or MWI, is

High

The expected mismanaged waste in 2024 will be

31 837 tons of plastic

The country's annual per capita plastic waste production is

14 kg per capita per year

which is considered

Low

The total plastic waste produced in this country is

86 387 tons of plastic

The amount of plastic waste EXPORTED by the country is

4 654 tons of plastic

which represents

5.3% of its total waste

This relative export is considered

High

The amount of plastic waste IMPORTED by the country is

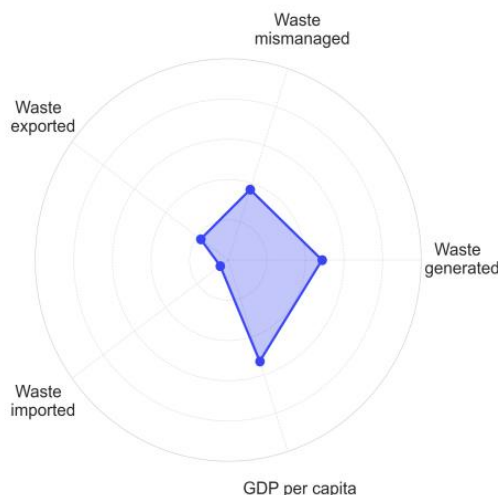
16 tons of plastic

which represents

0.0% of its total waste

This relative import is considered

Low



As per the Plastic Overshoot Day archetypes, this country is classified as one of:

The Self-Sustainers

The Self-Sustainers are moderate plastic waste generators per capita that can to some extent manage their waste internally, although improvements are needed for some of them.

Recommendations for driving necessary changes to mitigate plastic pollution and postpone the Overshoot Day in this country:

Reduce plastic production and use.

Develop local waste management infrastructure.

Become circular.



Plastic pollution is caused not only by the improper disposal of plastic products but also by the release of primary microplastics from sources such as tire abrasion, shedding of textile fibers, pellets production and paint. It is expected that in 2024 this country will be responsible for releasing into the environment an average of

2 561 tons of microplastics in waterways.



In addition, plastic production and processing involve the use of additives, which can have harmful impacts on ecosystems and human health if they leak into the environment due to waste mismanagement. It is anticipated that in 2024, plastic waste mismanagement in this country will result in the release into waterways of

135 tons of chemical additives pollution.

*The Mismanaged Waste Index is the share of plastic waste generated by a country that is mismanaged

Turks and Caicos Islands

Overshoot Day, or the date when the amount of plastic waste outweighs this country's ability to manage it, with environmental pollution occurring as a result, is:

23 October 2025

Plastic Overshoot Day is determined by a country's Mismanaged Waste Index*, which in this case is...

18.73%

In 2024, the world will experience **117 days** of plastic overshoot. This country will contribute to this overshoot by

0 minutes

The Mismanaged Waste Index, or MWI, is

Medium

The expected mismanaged waste in 2024 will be

118 tons of plastic

The country's annual per capita plastic waste production is

14 kg per capita per year

which is considered

Low

The total plastic waste produced in this country is

632 tons of plastic

The amount of plastic waste EXPORTED by the country is

4 tons of plastic

which represents

0.6% of its total waste

This relative export is considered

Low

The amount of plastic waste IMPORTED by the country is

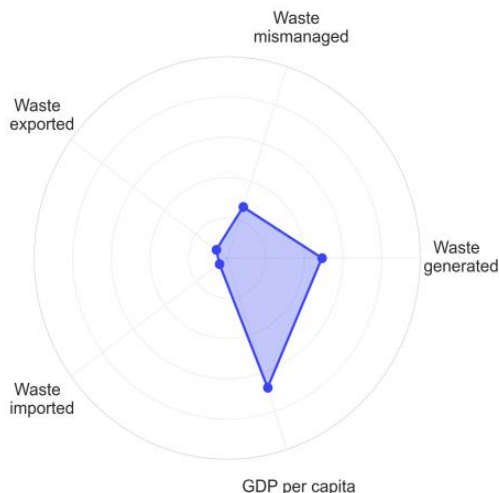
0 tons of plastic

which represents

0.0% of its total waste

This relative import is considered

Low



As per the Plastic Overshoot Day archetypes, this country is classified as one of:

The Self-Sustainers

The Self-Sustainers are moderate plastic waste generators per capita that can to some extent manage their waste internally, although improvements are needed for some of them.

Recommendations for driving necessary changes to mitigate plastic pollution and postpone the Overshoot Day in this country:

Reduce plastic production and use.

Develop local waste management infrastructure.

Become circular.



Plastic pollution is caused not only by the improper disposal of plastic products but also by the release of primary microplastics from sources such as tire abrasion, shedding of textile fibers, pellets production and paint. It is expected that in 2024 this country will be responsible for releasing into the environment an average of

1 036 tons of microplastics in waterways.



In addition, plastic production and processing involve the use of additives, which can have harmful impacts on ecosystems and human health if they leak into the environment due to waste mismanagement. It is anticipated that in 2024, plastic waste mismanagement in this country will result in the release into waterways of

1 tons of chemical additives pollution.

*The Mismanaged Waste Index is the share of plastic waste generated by a country that is mismanaged

Tuvalu

Overshoot Day, or the date when the amount of plastic waste outweighs this country's ability to manage it, with environmental pollution occurring as a result, is:

29 March 2025

Plastic Overshoot Day is determined by a country's Mismanaged Waste Index*, which in this case is...

75.85%

In 2024, the world will experience **117 days** of plastic overshoot. This country will contribute to this overshoot by

0 minutes

The Mismanaged Waste Index, or MWI, is

Very high

The expected mismanaged waste in 2024 will be

192 tons of plastic

The country's annual per capita plastic waste production is

23 kg per capita per year

which is considered

Medium

The total plastic waste produced in this country is

254 tons of plastic

The amount of plastic waste EXPORTED by the country is

0 tons of plastic

which represents

0.0% of its total waste

This relative export is considered

Low

The amount of plastic waste IMPORTED by the country is

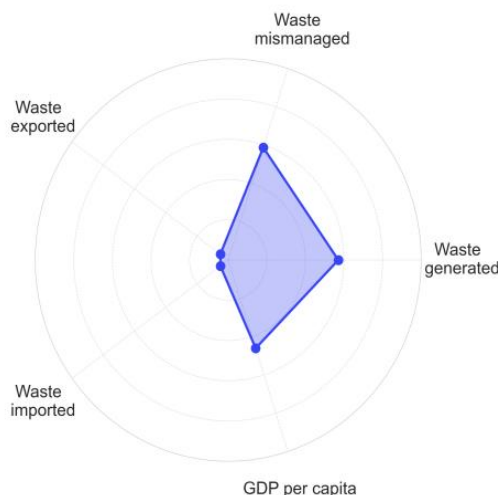
0 tons of plastic

which represents

0.0% of its total waste

This relative import is considered

Low



As per the Plastic Overshoot Day archetypes, this country is classified as one of:

The Low-Waste-Producing Polluters

Despite their low waste production levels, the Low-Waste-Producing Polluters contribute to plastic pollution levels due to their poor waste management practices. Depending on the size of the population, some countries can be large contributors to the global pollution.

Recommendations for driving necessary changes to mitigate plastic pollution and postpone the Overshoot Day in this country:

Develop local waste management infrastructure.

Invest in waste management policies like EPR.



Plastic pollution is caused not only by the improper disposal of plastic products but also by the release of primary microplastics from sources such as tire abrasion, shedding of textile fibers, pellets production and paint. It is expected that in 2024 this country will be responsible for releasing into the environment an average of

447 tons of microplastics in waterways.



In addition, plastic production and processing involve the use of additives, which can have harmful impacts on ecosystems and human health if they leak into the environment due to waste mismanagement. It is anticipated that in 2024, plastic waste mismanagement in this country will result in the release into waterways of

1 tons of chemical additives pollution.

*The Mismanaged Waste Index is the share of plastic waste generated by a country that is mismanaged

Uganda

Overshoot Day, or the date when the amount of plastic waste outweighs this country's ability to manage it, with environmental pollution occurring as a result, is:

29 January 2025

Plastic Overshoot Day is determined by a country's Mismanaged Waste Index*, which in this case is...

92.01%

In 2024, the world will experience **117 days** of plastic overshoot. This country will contribute to this overshoot by

3 hours 15 minutes

The Mismanaged Waste Index, or MWI, is

Very high

The expected mismanaged waste in 2024 will be

79 367 tons of plastic

The country's annual per capita plastic waste production is

2 kg per capita per year

which is considered

Low

The total plastic waste produced in this country is

86 260 tons of plastic

The amount of plastic waste EXPORTED by the country is

1 313 tons of plastic

which represents

1.5% of its total waste

This relative export is considered

Medium

The amount of plastic waste IMPORTED by the country is

2 358 tons of plastic

which represents

2.7% of its total waste

This relative import is considered

Medium



As per the Plastic Overshoot Day archetypes, this country is classified as one of:

The Low-Waste-Producing Polluters

Despite their low waste production levels, the Low-Waste-Producing Polluters contribute to plastic pollution levels due to their poor waste management practices. Depending on the size of the population, some countries can be large contributors to the global pollution.

Recommendations for driving necessary changes to mitigate plastic pollution and postpone the Overshoot Day in this country:

Develop local waste management infrastructure.

Invest in waste management policies like EPR.



Plastic pollution is caused not only by the improper disposal of plastic products but also by the release of primary microplastics from sources such as tire abrasion, shedding of textile fibers, pellets production and paint. It is expected that in 2024 this country will be responsible for releasing into the environment an average of

4 612 tons of microplastics in waterways.



In addition, plastic production and processing involve the use of additives, which can have harmful impacts on ecosystems and human health if they leak into the environment due to waste mismanagement. It is anticipated that in 2024, plastic waste mismanagement in this country will result in the release into waterways of

336 tons of chemical additives pollution.

*The Mismanaged Waste Index is the share of plastic waste generated by a country that is mismanaged

Ukraine

Overshoot Day, or the date when the amount of plastic waste outweighs this country's ability to manage it, with environmental pollution occurring as a result, is:

27 June 2025

Plastic Overshoot Day is determined by a country's Mismanaged Waste Index*, which in this case is...

51.21%

In 2024, the world will experience **117 days** of plastic overshoot. This country will contribute to this overshoot by

17 hours 11 minutes

The Mismanaged Waste Index, or MWI, is

High

The expected mismanaged waste in 2024 will be

420 399 tons of plastic

The country's annual per capita plastic waste production is

19 kg per capita per year

which is considered

Medium

The total plastic waste produced in this country is

820 938 tons of plastic

The amount of plastic waste EXPORTED by the country is

3 857 tons of plastic

which represents

0.5% of its total waste

This relative export is considered

Low

The amount of plastic waste IMPORTED by the country is

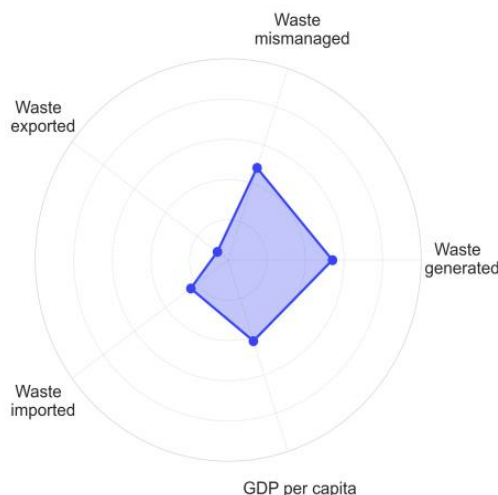
55 936 tons of plastic

which represents

6.7% of its total waste

This relative import is considered

High



As per the Plastic Overshoot Day archetypes, this country is classified as one of:

The Moderate Polluters

On average, the Moderate Polluters tend to have a medium plastic waste generation level. Half of them export some of their waste. These countries do not effectively manage their waste and negative environmental impacts result both domestically and in the countries receiving the waste.

Recommendations for driving necessary changes to mitigate plastic pollution and postpone the Overshoot Day in this country:

Develop local waste management infrastructure.

Reduce plastic production and use.

Invest in waste management policies like EPR.



Plastic pollution is caused not only by the improper disposal of plastic products but also by the release of primary microplastics from sources such as tire abrasion, shedding of textile fibers, pellets production and paint. It is expected that in 2024 this country will be responsible for releasing into the environment an average of

9 022 tons of microplastics in waterways.



In addition, plastic production and processing involve the use of additives, which can have harmful impacts on ecosystems and human health if they leak into the environment due to waste mismanagement. It is anticipated that in 2024, plastic waste mismanagement in this country will result in the release into waterways of

1 781 tons of chemical additives pollution.

*The Mismanaged Waste Index is the share of plastic waste generated by a country that is mismanaged

United Arab Emirates

Overshoot Day, or the date when the amount of plastic waste outweighs this country's ability to manage it, with environmental pollution occurring as a result, is:

05 March 2025

Plastic Overshoot Day is determined by a country's Mismanaged Waste Index*, which in this case is...

82.28%

In 2024, the world will experience **117 days** of plastic overshoot. This country will contribute to this overshoot by

1 days 16 hours 52 minutes

The Mismanaged Waste Index, or MWI, is

Very high

The expected mismanaged waste in 2024 will be

975 453 tons of plastic

The country's annual per capita plastic waste production is

127 kg per capita per year

which is considered

Very high

The total plastic waste produced in this country is

1 185 484 tons of plastic

The amount of plastic waste EXPORTED by the country is

24 076 tons of plastic

which represents

2.0% of its total waste

This relative export is considered

Medium

The amount of plastic waste IMPORTED by the country is

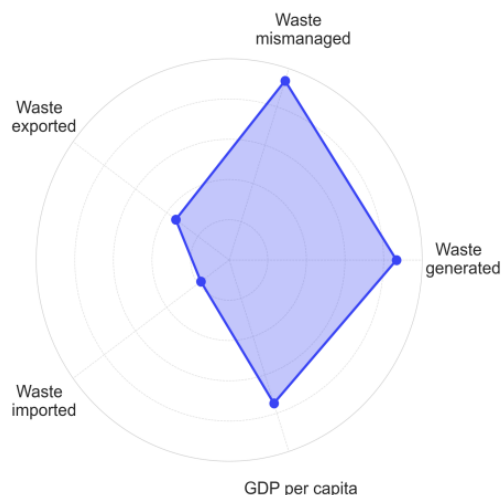
7 237 tons of plastic

which represents

0.6% of its total waste

This relative import is considered

Low



As per the Plastic Overshoot Day archetypes, this country is classified as one of:

The Toxic Waste Producers

The Toxic Waste Producers are high plastic waste generators, with waste that is mismanaged at high levels. Some of these countries export their waste to places that do not have proper waste management infrastructure. Plastic pollution in many countries is impacted by waste that was mismanaged after being received from Toxic Waste Producers.

Recommendations for driving necessary changes to mitigate plastic pollution and postpone the Overshoot Day in this country:

Reduce plastic production and use.

Develop local waste management infrastructure.

Become circular.



Plastic pollution is caused not only by the improper disposal of plastic products but also by the release of primary microplastics from sources such as tire abrasion, shedding of textile fibers, pellets production and paint. It is expected that in 2024 this country will be responsible for releasing into the environment an average of

13 347 tons of microplastics in waterways.



In addition, plastic production and processing involve the use of additives, which can have harmful impacts on ecosystems and human health if they leak into the environment due to waste mismanagement. It is anticipated that in 2024, plastic waste mismanagement in this country will result in the release into waterways of

4 133 tons of chemical additives pollution.

*The Mismanaged Waste Index is the share of plastic waste generated by a country that is mismanaged

United Kingdom

Overshoot Day, or the date when the amount of plastic waste outweighs this country's ability to manage it, with environmental pollution occurring as a result, is:

09 December 2025

Plastic Overshoot Day is determined by a country's Mismanaged Waste Index*, which in this case is...

6.03%

In 2024, the world will experience **117 days** of plastic overshoot. This country will contribute to this overshoot by

10 hours 1 minutes

The Mismanaged Waste Index, or MWI, is

Low

The expected mismanaged waste in 2024 will be

245 140 tons of plastic

The country's annual per capita plastic waste production is

60 kg per capita per year

which is considered

High

The total plastic waste produced in this country is

4 067 092 tons of plastic

The amount of plastic waste EXPORTED by the country is

516 657 tons of plastic

which represents

12.4% of its total waste

This relative export is considered

Very high

The amount of plastic waste IMPORTED by the country is

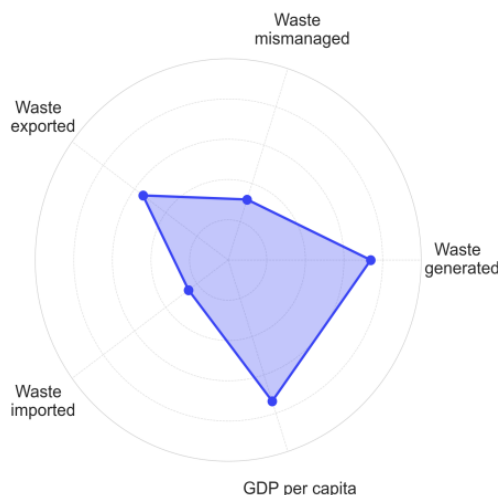
96 026 tons of plastic

which represents

2.3% of its total waste

This relative import is considered

Medium



As per the Plastic Overshoot Day archetypes, this country is classified as one of:

The Overloaders

The Overloaders are high plastic waste generators, who export a significant amount of their waste. Their waste is well managed. Unlike the similarly high-consuming Transactors, the Overloaders import less waste than they export. This imbalance therefore overloads the waste management systems of other countries, likely creating mismanagement issues in countries where Overloaders send their plastic waste.

Recommendations for driving necessary changes to mitigate plastic pollution and postpone the Overshoot Day in this country:

Reduce plastic consumption.

Become circular.



Plastic pollution is caused not only by the improper disposal of plastic products but also by the release of primary microplastics from sources such as tire abrasion, shedding of textile fibers, pellets production and paint. It is expected that in 2024 this country will be responsible for releasing into the environment an average of

46 323 tons of microplastics in waterways.



In addition, plastic production and processing involve the use of additives, which can have harmful impacts on ecosystems and human health if they leak into the environment due to waste mismanagement. It is anticipated that in 2024, plastic waste mismanagement in this country will result in the release into waterways of

1 039 tons of chemical additives pollution.

*The Mismanaged Waste Index is the share of plastic waste generated by a country that is mismanaged

United States

Overshoot Day, or the date when the amount of plastic waste outweighs this country's ability to manage it, with environmental pollution occurring as a result, is:

12 December 2025

Plastic Overshoot Day is determined by a country's Mismanaged Waste Index*, which in this case is...

5.07%

In 2024, the world will experience **117 days** of plastic overshoot. This country will contribute to this overshoot by

2 days 18 hours 34 minutes

The Mismanaged Waste Index, or MWI, is

Low

The expected mismanaged waste in 2024 will be

1 604 287 tons of plastic

The country's annual per capita plastic waste production is

94 kg per capita per year

which is considered

High

The total plastic waste produced in this country is

31 640 994 tons of plastic

The amount of plastic waste EXPORTED by the country is

640 691 tons of plastic

which represents

2.0% of its total waste

This relative export is considered

Medium

The amount of plastic waste IMPORTED by the country is

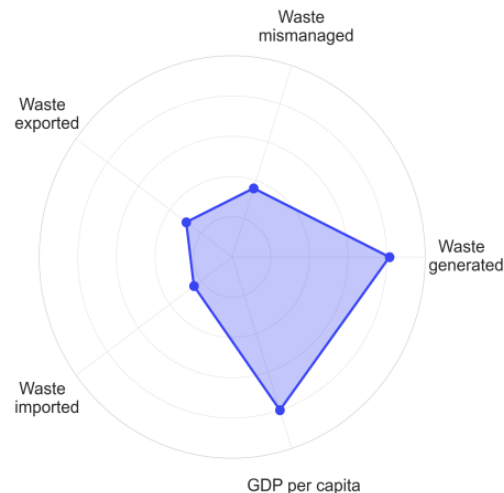
451 037 tons of plastic

which represents

1.4% of its total waste

This relative import is considered

Medium



As per the Plastic Overshoot Day archetypes, this country is classified as one of:

The Overloaders

The Overloaders are high plastic waste generators, who export a significant amount of their waste. Their waste is well managed. Unlike the similarly high-consuming Transactors, the Overloaders import less waste than they export. This imbalance therefore overloads the waste management systems of other countries, likely creating mismanagement issues in countries where Overloaders send their plastic waste.

Recommendations for driving necessary changes to mitigate plastic pollution and postpone the Overshoot Day in this country:

Reduce plastic consumption.

Become circular.



Plastic pollution is caused not only by the improper disposal of plastic products but also by the release of primary microplastics from sources such as tire abrasion, shedding of textile fibers, pellets production and paint. It is expected that in 2024 this country will be responsible for releasing into the environment an average of

267 248 tons of microplastics in waterways.



In addition, plastic production and processing involve the use of additives, which can have harmful impacts on ecosystems and human health if they leak into the environment due to waste mismanagement. It is anticipated that in 2024, plastic waste mismanagement in this country will result in the release into waterways of

6 797 tons of chemical additives pollution.

*The Mismanaged Waste Index is the share of plastic waste generated by a country that is mismanaged

Uruguay

Overshoot Day, or the date when the amount of plastic waste outweighs this country's ability to manage it, with environmental pollution occurring as a result, is:

06 April 2025

Plastic Overshoot Day is determined by a country's Mismanaged Waste Index*, which in this case is...

73.48%

In 2024, the world will experience **117 days** of plastic overshoot. This country will contribute to this overshoot by

5 hours 2 minutes

The Mismanaged Waste Index, or MWI, is

Very high

The expected mismanaged waste in 2024 will be

123 268 tons of plastic

The country's annual per capita plastic waste production is

49 kg per capita per year

which is considered

Medium

The total plastic waste produced in this country is

167 758 tons of plastic

The amount of plastic waste EXPORTED by the country is

989 tons of plastic

which represents

0.6% of its total waste

This relative export is considered

Low

The amount of plastic waste IMPORTED by the country is

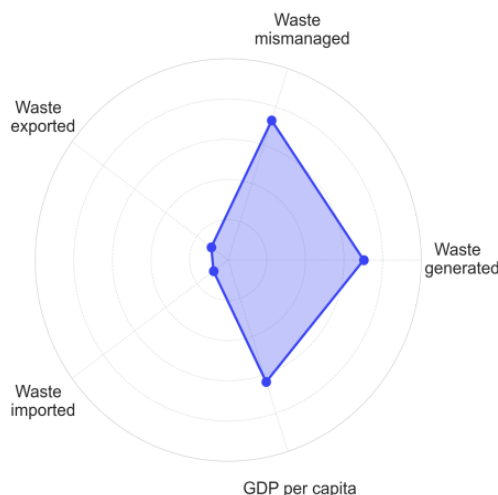
724 tons of plastic

which represents

0.4% of its total waste

This relative import is considered

Low



As per the Plastic Overshoot Day archetypes, this country is classified as one of:

The Moderate Polluters

On average, the Moderate Polluters tend to have a medium plastic waste generation level. Half of them export some of their waste. These countries do not effectively manage their waste and negative environmental impacts result both domestically and in the countries receiving the waste.

Recommendations for driving necessary changes to mitigate plastic pollution and postpone the Overshoot Day in this country:

Develop local waste management infrastructure.

Reduce plastic production and use.

Invest in waste management policies like EPR.



Plastic pollution is caused not only by the improper disposal of plastic products but also by the release of primary microplastics from sources such as tire abrasion, shedding of textile fibers, pellets production and paint. It is expected that in 2024 this country will be responsible for releasing into the environment an average of

1 847 tons of microplastics in waterways.



In addition, plastic production and processing involve the use of additives, which can have harmful impacts on ecosystems and human health if they leak into the environment due to waste mismanagement. It is anticipated that in 2024, plastic waste mismanagement in this country will result in the release into waterways of

522 tons of chemical additives pollution.

*The Mismanaged Waste Index is the share of plastic waste generated by a country that is mismanaged

Uzbekistan

Overshoot Day, or the date when the amount of plastic waste outweighs this country's ability to manage it, with environmental pollution occurring as a result, is:

20 January 2025

Plastic Overshoot Day is determined by a country's Mismanaged Waste Index*, which in this case is...

94.39%

In 2024, the world will experience **117 days** of plastic overshoot. This country will contribute to this overshoot by

16 hours 40 minutes

The Mismanaged Waste Index, or MWI, is

Very high

The expected mismanaged waste in 2024 will be

383 280 tons of plastic

The country's annual per capita plastic waste production is

12 kg per capita per year

which is considered

Low

The total plastic waste produced in this country is

406 070 tons of plastic

The amount of plastic waste EXPORTED by the country is

141 tons of plastic

which represents

0.0% of its total waste

This relative export is considered

Low

The amount of plastic waste IMPORTED by the country is

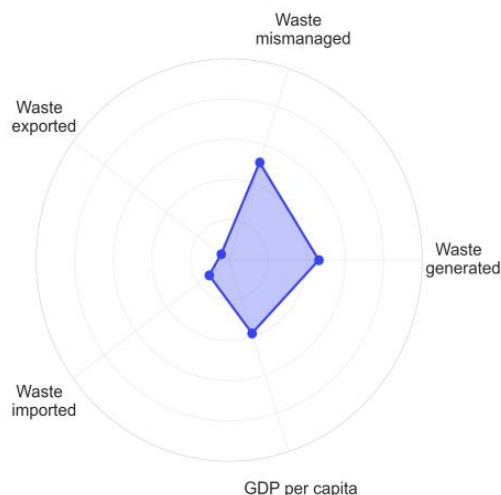
13 870 tons of plastic

which represents

3.3% of its total waste

This relative import is considered

High



As per the Plastic Overshoot Day archetypes, this country is classified as one of:

The Low-Waste-Producing Polluters

Despite their low waste production levels, the Low-Waste-Producing Polluters contribute to plastic pollution levels due to their poor waste management practices. Depending on the size of the population, some countries can be large contributors to the global pollution.

Recommendations for driving necessary changes to mitigate plastic pollution and postpone the Overshoot Day in this country:

Develop local waste management infrastructure.

Invest in waste management policies like EPR.



Plastic pollution is caused not only by the improper disposal of plastic products but also by the release of primary microplastics from sources such as tire abrasion, shedding of textile fibers, pellets production and paint. It is expected that in 2024 this country will be responsible for releasing into the environment an average of

8 965 tons of microplastics in waterways.



In addition, plastic production and processing involve the use of additives, which can have harmful impacts on ecosystems and human health if they leak into the environment due to waste mismanagement. It is anticipated that in 2024, plastic waste mismanagement in this country will result in the release into waterways of

1 624 tons of chemical additives pollution.

*The Mismanaged Waste Index is the share of plastic waste generated by a country that is mismanaged

Vanuatu

Overshoot Day, or the date when the amount of plastic waste outweighs this country's ability to manage it, with environmental pollution occurring as a result, is:

03 May 2025

Plastic Overshoot Day is determined by a country's Mismanaged Waste Index*, which in this case is...

66.22%

In 2024, the world will experience **117 days** of plastic overshoot. This country will contribute to this overshoot by

3 minutes

The Mismanaged Waste Index, or MWI, is

Very high

The expected mismanaged waste in 2024 will be

1 395 tons of plastic

The country's annual per capita plastic waste production is

7 kg per capita per year

which is considered

Low

The total plastic waste produced in this country is

2 106 tons of plastic

The amount of plastic waste EXPORTED by the country is

0 tons of plastic

which represents

0.0% of its total waste

This relative export is considered

Low

The amount of plastic waste IMPORTED by the country is

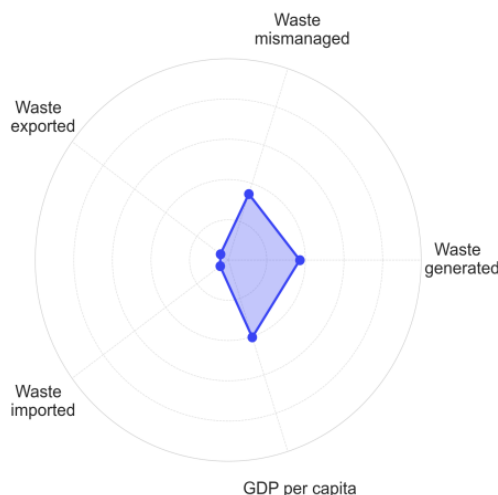
3 tons of plastic

which represents

0.1% of its total waste

This relative import is considered

Low



As per the Plastic Overshoot Day archetypes, this country is classified as one of:

The Moderate Polluters

On average, the Moderate Polluters tend to have a medium plastic waste generation level. Half of them export some of their waste. These countries do not effectively manage their waste and negative environmental impacts result both domestically and in the countries receiving the waste.

Recommendations for driving necessary changes to mitigate plastic pollution and postpone the Overshoot Day in this country:

Develop local waste management infrastructure.

Reduce plastic production and use.

Invest in waste management policies like EPR.



Plastic pollution is caused not only by the improper disposal of plastic products but also by the release of primary microplastics from sources such as tire abrasion, shedding of textile fibers, pellets production and paint. It is expected that in 2024 this country will be responsible for releasing into the environment an average of

236 tons of microplastics in waterways.



In addition, plastic production and processing involve the use of additives, which can have harmful impacts on ecosystems and human health if they leak into the environment due to waste mismanagement. It is anticipated that in 2024, plastic waste mismanagement in this country will result in the release into waterways of

6 tons of chemical additives pollution.

*The Mismanaged Waste Index is the share of plastic waste generated by a country that is mismanaged

Venezuela

Overshoot Day, or the date when the amount of plastic waste outweighs this country's ability to manage it, with environmental pollution occurring as a result, is:

23 June 2025

Plastic Overshoot Day is determined by a country's Mismanaged Waste Index*, which in this case is...

52.33%

In 2024, the world will experience **117 days** of plastic overshoot. This country will contribute to this overshoot by

1 days 3 hours 53 minutes

The Mismanaged Waste Index, or MWI, is

High

The expected mismanaged waste in 2024 will be

657 770 tons of plastic

The country's annual per capita plastic waste production is

45 kg per capita per year

which is considered

Medium

The total plastic waste produced in this country is

1 257 016 tons of plastic

The amount of plastic waste EXPORTED by the country is

7 038 tons of plastic

which represents

0.5% of its total waste

This relative export is considered

Low

The amount of plastic waste IMPORTED by the country is

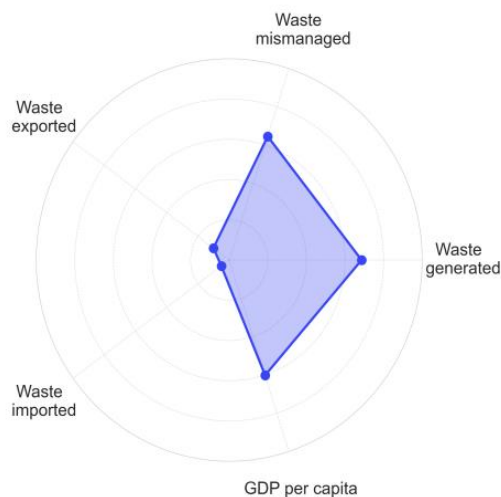
40 tons of plastic

which represents

0.0% of its total waste

This relative import is considered

Low



As per the Plastic Overshoot Day archetypes, this country is classified as one of:

The Moderate Polluters

On average, the Moderate Polluters tend to have a medium plastic waste generation level. Half of them export some of their waste. These countries do not effectively manage their waste and negative environmental impacts result both domestically and in the countries receiving the waste.

Recommendations for driving necessary changes to mitigate plastic pollution and postpone the Overshoot Day in this country:

Develop local waste management infrastructure.

Reduce plastic production and use.

Invest in waste management policies like EPR.



Plastic pollution is caused not only by the improper disposal of plastic products but also by the release of primary microplastics from sources such as tire abrasion, shedding of textile fibers, pellets production and paint. It is expected that in 2024 this country will be responsible for releasing into the environment an average of

5 539 tons of microplastics in waterways.



In addition, plastic production and processing involve the use of additives, which can have harmful impacts on ecosystems and human health if they leak into the environment due to waste mismanagement. It is anticipated that in 2024, plastic waste mismanagement in this country will result in the release into waterways of

2 787 tons of chemical additives pollution.

*The Mismanaged Waste Index is the share of plastic waste generated by a country that is mismanaged

Vietnam

Overshoot Day, or the date when the amount of plastic waste outweighs this country's ability to manage it, with environmental pollution occurring as a result, is:

18 June 2025

Plastic Overshoot Day is determined by a country's Mismanaged Waste Index*, which in this case is...

53.55%

In 2024, the world will experience **117 days** of plastic overshoot. This country will contribute to this overshoot by

3 days 11 hours 9 minutes

The Mismanaged Waste Index, or MWI, is

High

The expected mismanaged waste in 2024 will be

2 034 568 tons of plastic

The country's annual per capita plastic waste production is

39 kg per capita per year

which is considered

Medium

The total plastic waste produced in this country is

3 799 312 tons of plastic

The amount of plastic waste EXPORTED by the country is

30 223 tons of plastic

which represents

0.8% of its total waste

This relative export is considered

Low

The amount of plastic waste IMPORTED by the country is

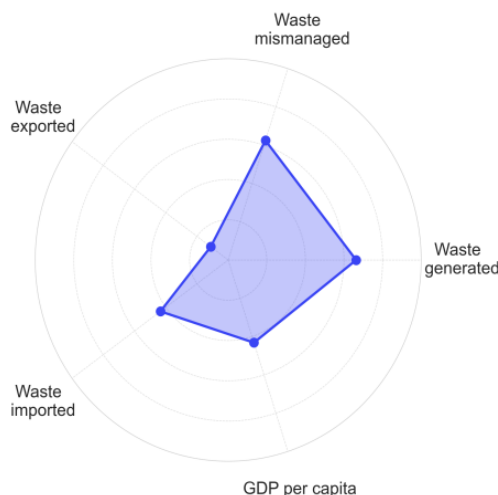
421 109 tons of plastic

which represents

10.8% of its total waste

This relative import is considered

Very high



As per the Plastic Overshoot Day archetypes, this country is classified as one of:

The Moderate Polluters

On average, the Moderate Polluters tend to have a medium plastic waste generation level. Half of them export some of their waste. These countries do not effectively manage their waste and negative environmental impacts result both domestically and in the countries receiving the waste.

Recommendations for driving necessary changes to mitigate plastic pollution and postpone the Overshoot Day in this country:

Develop local waste management infrastructure.

Reduce plastic production and use.

Invest in waste management policies like EPR.



Plastic pollution is caused not only by the improper disposal of plastic products but also by the release of primary microplastics from sources such as tire abrasion, shedding of textile fibers, pellets production and paint. It is expected that in 2024 this country will be responsible for releasing into the environment an average of

30 713 tons of microplastics in waterways.



In addition, plastic production and processing involve the use of additives, which can have harmful impacts on ecosystems and human health if they leak into the environment due to waste mismanagement. It is anticipated that in 2024, plastic waste mismanagement in this country will result in the release into waterways of

8 620 tons of chemical additives pollution.

*The Mismanaged Waste Index is the share of plastic waste generated by a country that is mismanaged

Virgin Islands (U.S.)

Overshoot Day, or the date when the amount of plastic waste outweighs this country's ability to manage it, with environmental pollution occurring as a result, is:

14 October 2025

Plastic Overshoot Day is determined by a country's Mismanaged Waste Index*, which in this case is...

21.23%

In 2024, the world will experience **117 days** of plastic overshoot. This country will contribute to this overshoot by

11 minutes

The Mismanaged Waste Index, or MWI, is

Medium

The expected mismanaged waste in 2024 will be

4 330 tons of plastic

The country's annual per capita plastic waste production is

204 kg per capita per year

which is considered

Very high

The total plastic waste produced in this country is

20 401 tons of plastic

The amount of plastic waste EXPORTED by the country is

0 tons of plastic

which represents

0.0% of its total waste

This relative export is considered

Low

The amount of plastic waste IMPORTED by the country is

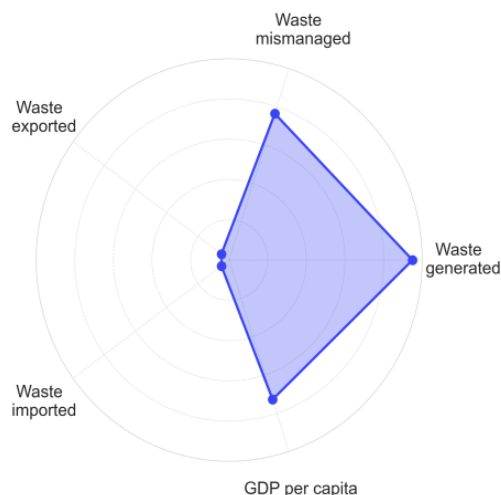
0 tons of plastic

which represents

0.0% of its total waste

This relative import is considered

Low



As per the Plastic Overshoot Day archetypes, this country is classified as one of:

The Overloaders

The Overloaders are high plastic waste generators, who export a significant amount of their waste. Their waste is well managed. Unlike the similarly high-consuming Transactors, the Overloaders import less waste than they export. This imbalance therefore overloads the waste management systems of other countries, likely creating mismanagement issues in countries where Overloaders send their plastic waste.

Recommendations for driving necessary changes to mitigate plastic pollution and postpone the Overshoot Day in this country:

Reduce plastic consumption.

Become circular.



Plastic pollution is caused not only by the improper disposal of plastic products but also by the release of primary microplastics from sources such as tire abrasion, shedding of textile fibers, pellets production and paint. It is expected that in 2024 this country will be responsible for releasing into the environment an average of

1 050 tons of microplastics in waterways.



In addition, plastic production and processing involve the use of additives, which can have harmful impacts on ecosystems and human health if they leak into the environment due to waste mismanagement. It is anticipated that in 2024, plastic waste mismanagement in this country will result in the release into waterways of

18 tons of chemical additives pollution.

*The Mismanaged Waste Index is the share of plastic waste generated by a country that is mismanaged

West Bank and Gaza

Overshoot Day, or the date when the amount of plastic waste outweighs this country's ability to manage it, with environmental pollution occurring as a result, is:

01 March 2025

Plastic Overshoot Day is determined by a country's Mismanaged Waste Index*, which in this case is...

83.54%

In 2024, the world will experience **117 days** of plastic overshoot. This country will contribute to this overshoot by

7 hours 12 minutes

The Mismanaged Waste Index, or MWI, is

Very high

The expected mismanaged waste in 2024 will be

176 239 tons of plastic

The country's annual per capita plastic waste production is

41 kg per capita per year

which is considered

Medium

The total plastic waste produced in this country is

210 973 tons of plastic

The amount of plastic waste EXPORTED by the country is

0 tons of plastic

which represents

0.0% of its total waste

This relative export is considered

Low

The amount of plastic waste IMPORTED by the country is

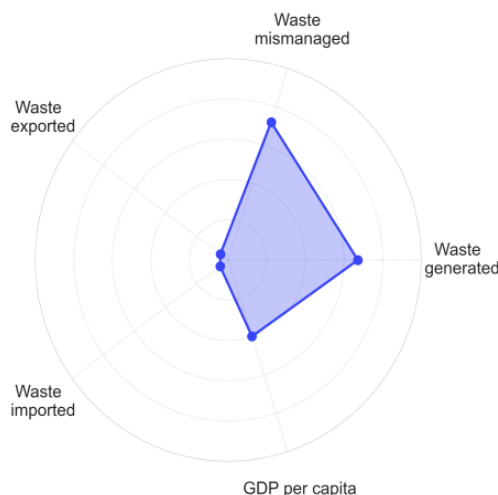
48 tons of plastic

which represents

0.0% of its total waste

This relative import is considered

Low



As per the Plastic Overshoot Day archetypes, this country is classified as one of:

The Low-Waste-Producing Polluters

Despite their low waste production levels, the Low-Waste-Producing Polluters contribute to plastic pollution levels due to their poor waste management practices. Depending on the size of the population, some countries can be large contributors to the global pollution.

Recommendations for driving necessary changes to mitigate plastic pollution and postpone the Overshoot Day in this country:

Develop local waste management infrastructure.

Invest in waste management policies like EPR.



Plastic pollution is caused not only by the improper disposal of plastic products but also by the release of primary microplastics from sources such as tire abrasion, shedding of textile fibers, pellets production and paint. It is expected that in 2024 this country will be responsible for releasing into the environment an average of

704 tons of microplastics in waterways.



In addition, plastic production and processing involve the use of additives, which can have harmful impacts on ecosystems and human health if they leak into the environment due to waste mismanagement. It is anticipated that in 2024, plastic waste mismanagement in this country will result in the release into waterways of

747 tons of chemical additives pollution.

*The Mismanaged Waste Index is the share of plastic waste generated by a country that is mismanaged

Yemen

Overshoot Day, or the date when the amount of plastic waste outweighs this country's ability to manage it, with environmental pollution occurring as a result, is:

02 February 2025

Plastic Overshoot Day is determined by a country's Mismanaged Waste Index*, which in this case is...

90.94%

In 2024, the world will experience **117 days** of plastic overshoot. This country will contribute to this overshoot by

13 hours 6 minutes

The Mismanaged Waste Index, or MWI, is

Very high

The expected mismanaged waste in 2024 will be

320 531 tons of plastic

The country's annual per capita plastic waste production is

11 kg per capita per year

which is considered

Low

The total plastic waste produced in this country is

352 459 tons of plastic

The amount of plastic waste EXPORTED by the country is

30 500 tons of plastic

which represents

8.5% of its total waste

This relative export is considered

High

The amount of plastic waste IMPORTED by the country is

2 486 tons of plastic

which represents

0.7% of its total waste

This relative import is considered

Low



As per the Plastic Overshoot Day archetypes, this country is classified as one of:

The Low-Waste-Producing Polluters

Despite their low waste production levels, the Low-Waste-Producing Polluters contribute to plastic pollution levels due to their poor waste management practices. Depending on the size of the population, some countries can be large contributors to the global pollution.

Recommendations for driving necessary changes to mitigate plastic pollution and postpone the Overshoot Day in this country:

Develop local waste management infrastructure.

Invest in waste management policies like EPR.



Plastic pollution is caused not only by the improper disposal of plastic products but also by the release of primary microplastics from sources such as tire abrasion, shedding of textile fibers, pellets production and paint. It is expected that in 2024 this country will be responsible for releasing into the environment an average of

3 241 tons of microplastics in waterways.



In addition, plastic production and processing involve the use of additives, which can have harmful impacts on ecosystems and human health if they leak into the environment due to waste mismanagement. It is anticipated that in 2024, plastic waste mismanagement in this country will result in the release into waterways of

1 358 tons of chemical additives pollution.

*The Mismanaged Waste Index is the share of plastic waste generated by a country that is mismanaged

Zambia

Overshoot Day, or the date when the amount of plastic waste outweighs this country's ability to manage it, with environmental pollution occurring as a result, is:

30 January 2025

Plastic Overshoot Day is determined by a country's Mismanaged Waste Index*, which in this case is...

91.69%

In 2024, the world will experience **117 days** of plastic overshoot. This country will contribute to this overshoot by

5 hours 57 minutes

The Mismanaged Waste Index, or MWI, is

Very high

The expected mismanaged waste in 2024 will be

121 189 tons of plastic

The country's annual per capita plastic waste production is

7 kg per capita per year

which is considered

Low

The total plastic waste produced in this country is

132 177 tons of plastic

The amount of plastic waste EXPORTED by the country is

2 121 tons of plastic

which represents

1.6% of its total waste

This relative export is considered

Medium

The amount of plastic waste IMPORTED by the country is

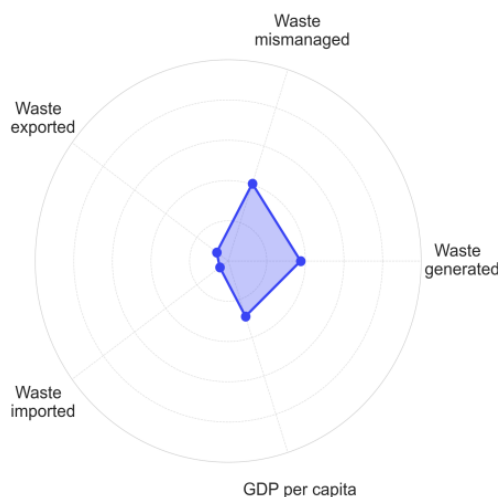
311 tons of plastic

which represents

0.2% of its total waste

This relative import is considered

Low



As per the Plastic Overshoot Day archetypes, this country is classified as one of:

The Low-Waste-Producing Polluters

Despite their low waste production levels, the Low-Waste-Producing Polluters contribute to plastic pollution levels due to their poor waste management practices. Depending on the size of the population, some countries can be large contributors to the global pollution.

Recommendations for driving necessary changes to mitigate plastic pollution and postpone the Overshoot Day in this country:

Develop local waste management infrastructure.

Invest in waste management policies like EPR.



Plastic pollution is caused not only by the improper disposal of plastic products but also by the release of primary microplastics from sources such as tire abrasion, shedding of textile fibers, pellets production and paint. It is expected that in 2024 this country will be responsible for releasing into the environment an average of

2 327 tons of microplastics in waterways.



In addition, plastic production and processing involve the use of additives, which can have harmful impacts on ecosystems and human health if they leak into the environment due to waste mismanagement. It is anticipated that in 2024, plastic waste mismanagement in this country will result in the release into waterways of

514 tons of chemical additives pollution.

*The Mismanaged Waste Index is the share of plastic waste generated by a country that is mismanaged

Zimbabwe

Overshoot Day, or the date when the amount of plastic waste outweighs this country's ability to manage it, with environmental pollution occurring as a result, is:

18 February 2025

Plastic Overshoot Day is determined by a country's Mismanaged Waste Index*, which in this case is...

86.41%

In 2024, the world will experience **117 days** of plastic overshoot. This country will contribute to this overshoot by

4 hours 20 minutes

The Mismanaged Waste Index, or MWI, is

Very high

The expected mismanaged waste in 2024 will be

106 070 tons of plastic

The country's annual per capita plastic waste production is

8 kg per capita per year

which is considered

Low

The total plastic waste produced in this country is

122 758 tons of plastic

The amount of plastic waste EXPORTED by the country is

916 tons of plastic

which represents

0.7% of its total waste

This relative export is considered

Low

The amount of plastic waste IMPORTED by the country is

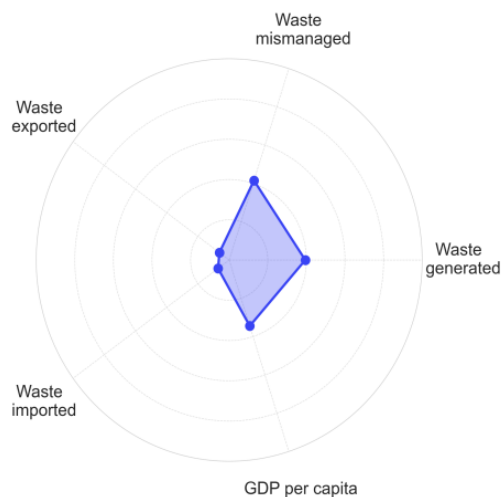
1 551 tons of plastic

which represents

1.2% of its total waste

This relative import is considered

Medium



As per the Plastic Overshoot Day archetypes, this country is classified as one of:

The Low-Waste-Producing Polluters

Despite their low waste production levels, the Low-Waste-Producing Polluters contribute to plastic pollution levels due to their poor waste management practices. Depending on the size of the population, some countries can be large contributors to the global pollution.

Recommendations for driving necessary changes to mitigate plastic pollution and postpone the Overshoot Day in this country:

Develop local waste management infrastructure.

Invest in waste management policies like EPR.



Plastic pollution is caused not only by the improper disposal of plastic products but also by the release of primary microplastics from sources such as tire abrasion, shedding of textile fibers, pellets production and paint. It is expected that in 2024 this country will be responsible for releasing into the environment an average of

1 616 tons of microplastics in waterways.



In addition, plastic production and processing involve the use of additives, which can have harmful impacts on ecosystems and human health if they leak into the environment due to waste mismanagement. It is anticipated that in 2024, plastic waste mismanagement in this country will result in the release into waterways of

449 tons of chemical additives pollution.

*The Mismanaged Waste Index is the share of plastic waste generated by a country that is mismanaged



Plastic... is... everywhere

And its presence in our daily lives is becoming more and more visible – not just through pollution in our environment, but also in our bodies. As research on plastic advances, new studies reveal the far-reaching consequences of plastic pollution, including the presence of microplastics in human blood, lungs, and even placentas, and the health risks posed by plastic additives and chemical exposure. The impacts of plastic production, consumption, and disposal on climate, biodiversity, and human well-being are coming into sharper focus.

However, Plastic Overshoot Day focuses on one key issue: waste mismanagement. While plastic pollution is a multi-dimensional crisis, this report specifically examines how much plastic waste is being generated and whether existing waste management systems can properly handle it.

Every year, there is a point when the amount of plastic waste surpasses the world's ability to manage it effectively. **That day is Plastic Overshoot Day – and in 2025, it will fall on September 5th.**

It's time for action.

The findings underscore the urgency for systemic change. Governments, businesses, and individuals must work together to reduce plastic waste, improve waste management infrastructure, and transition towards circular solutions that prevent plastic from becoming pollution in the first place.

Plastic Overshoot Day is a warning signal. But it is also an opportunity to rethink how we produce, consume, and manage plastic, and to take action before the crisis worsens.

www.plasticovershoot.earth

